



**HELLENIC REPUBLIC
HELLENIC STATISTICAL AUTHORITY**

Piraeus, 17 September 2020

PRESS RELEASE

EVOLUTION OF TURNOVER OF ENTERPRISES UNDER SUSPENSION OF OPERATION DUE TO THE PANDEMIC OF THE CORONA VIRUS DISEASE 2019 (COVID-19)

JULY 2020

The Hellenic Statistical Authority (ELSTAT) announces data on the evolution of turnover of the enterprises that were under suspension of operation, on the basis of state order, due to the pandemic of the corona virus disease 2019 (COVID-19) (corresponding link, available only in Greek, [KAD of closed enterprises](#)).

The current publication is a sequel of the relevant Press Releases published by ELSTAT ([PR link](#)), incorporating the most recent data on turnover from Administrative Sources for July 2020. Similar publications have been planned to be issued on a monthly basis, during the whole period in which the recording of the impact of COVID-19 on the performance of Greek enterprises that were under suspension of operation in the framework of the confinement measures will remain relevant and warranted.

In addition, starting from the Press Release published in June 2020, tables and graphs presenting aggregated turnover data for all enterprises and sectors of the economy throughout the period under review have been incorporated, as a comparative basis for the assessment of the effects of COVID-19 pandemic, in terms of turnover rates of change, in total and by sector.

The purpose served by these publications is to both monitor and present the evolution of the basic economic concept of interest (turnover from Administrative Sources) for the enterprises under suspension of operation, in distinct periods ranging from the beginning of the current year (January-February 2020), during the whole period of the implementation of the confinement measures (March-April 2020) and during the period of the gradual lifting of these measures (May 2020 and subsequent months), as well as in comparison with the corresponding months of 2019.

The published data can on the one hand highlight, which enterprises suffered more in terms of turnover decrease during the implementation period of the confinement measures and on the other hand the relative speed at which enterprises recovered upon the gradual lifting of these measures.

Moreover, on the basis of the published data, it can be concluded from the supply side, which enterprises responded – adapted faster to the lifting of the confinement measures and to the operation under the newly imposed conditions due to the pandemic. In parallel, from the demand side, useful conclusions can be drawn indirectly as regards the enterprises that were chosen in priority and more massively by the consumers (natural persons and enterprises) from the beginning of the lifting of the confinement measures, in order to satisfy their basic and other needs.

Information on methodological issues:

Business Statistics Division

Registers and Big Enterprises Section

Head of Section: Adamantia Georgostathi

Tel.: +30 213 135 2043

e-mail: a.georgostathi@statistics.gr

Information on data provision:

Tel.: +30 213 135 2022, 2308, 2310

E-mail: data.dissem@statistics.gr

More specifically,

Concerning **the enterprises and the activities of the economy as a whole**, the turnover in the second quarter 2020 amounted to 58,987,931 thousand euro, recording a decrease of 25.1% in comparison with the second quarter 2019, when the respective turnover was 78,800,256 thousand euro. The enterprises of the section Accommodation and Food Service Activities, and the enterprises of the section Arts, Entertainment and Recreation, recorded the largest decrease in turnover, 78.8% and 53.2% respectively, in the second quarter of 2020 compared with the second quarter of 2019. The smallest decrease in turnover, between the second quarter of 2020 and the second quarter of 2019, was recorded from the enterprises of section Public Administration and Defense; Compulsory Social Security (0.5%) and of section Agriculture, Forestry and Fishing (3.4%) (Table 1a).

For **the enterprises of the economy as a whole, obliged to double-entry accounting bookkeeping**, for which data are available on a monthly basis, the turnover in July 2020 amounted to 19,832,471 thousand euro, recording a decrease of 17.5% in comparison with July 2019, when the respective turnover was 24,026,048 thousand euro. The enterprises of the section Mining and Quarrying recorded the largest increase in turnover 11.4% in July 2020 compared with July 2019. The largest decrease in turnover in July 2020 compared with July 2019 was recorded from the enterprises of the section Accommodation and Food Service Activities (71.4%), while the respective smallest decrease in turnover was recorded from the enterprises of section Arts, Entertainment and Recreation (1.7%) (Table 1b).

From **the 205,984 enterprises that were under suspension of operation**, the turnover in the second quarter 2020 amounted to 3,232,618 thousand euro, recording a decrease of 55.9% in comparison with the second quarter 2019, when the respective turnover was 7,329,184 thousand euro. The enterprises in the activity classes Accommodation and Motion picture, video and television programme production, sound recording and music publishing activities recorded the largest decrease in turnover per 94.7% and 88.4% respectively in the second quarter of 2020 compared with the second quarter of 2019. The smallest decrease in turnover was recorded from the enterprises in the activity class Social work activities without accommodation (4.8%) and in the activity class Architectural and engineering activities; technical testing and analysis (13.8%) (Table 2a).

For **the enterprises under suspension of operation, obliged to double-entry accounting bookkeeping**, for which data are available on a monthly basis, the turnover in July 2020 amounted to 1,388,183 thousand euro, recording a decrease of 41.1% in comparison with July 2019, when the respective turnover was 2,358,600 thousand euro. The enterprises in the activity class Gambling and betting activities had their turnover increased per 6.5% in July 2020 compared with July 2019. The largest decrease in turnover in July 2020 compared with July 2019 was recorded from the enterprises in the activity class Accommodation (76.8%), while the respective smallest decrease in turnover was recorded from the enterprises in the activity class Architectural and engineering activities; technical testing and analysis (3.5%) (Table 2b).

Table 1a. Turnover (in thousand €), from Administrative Sources, for the Total of Enterprises in the Greek Economy (Statistical Business Register, year 2017), per section of Economic Activity (NACE Rev. 2)

ECONOMIC ACTIVITY	NUMBER OF ENTERPRISES		Turnover (in thousand €)				Rates of Change (%)	
	Total	Under suspension of operation	1 st Quarter 2019	2 nd Quarter 2019	1 st Quarter 2020	2 nd Quarter 2020	1 st Quarter 2020/2019	2 nd Quarter 2020/2019
A: Agriculture, Forestry and Fishing	528,632		1,286,491	1,513,172	1,354,944	1,461,869	5.3	-3.4
B: Mining and Quarrying	625		185,939	233,731	168,697	183,854	-9.3	-21.3
C: Manufacturing	58,300		14,561,608	16,789,774	14,310,718	13,161,501	-1.7	-21.6
D: Electricity, Gas, Steam and Air Conditioning Supply	7,326		4,088,401	4,119,678	3,671,446	3,523,077	-10.2	-14.5
E: Water Supply, Sewerage, Waste Management and Remediation Activities	1,970		402,496	512,229	425,861	412,068	5.8	-19.6
F: Construction	62,749		1,720,804	2,429,755	1,693,385	1,896,706	-1.6	-21.9
G: Wholesale and Retail Trade; Repair of Motor Vehicles and Motorcycles	234,733	59,838	27,176,907	31,484,040	27,521,047	25,559,252	1.3	-18.8
H: Transportation and Storage	61,152		3,610,776	4,301,832	3,216,978	2,581,621	-10.9	-40.0
I: Accommodation and Food Service Activities	111,780	92,272	1,264,781	3,293,218	1,115,547	697,411	-11.8	-78.8
J: Information and Communication	17,020	180	2,457,817	3,493,562	2,583,708	2,623,656	5.1	-24.9
K: Financial and Insurance Activities	16,717		3,501,808	3,431,703	3,671,980	2,042,785	4.9	-40.5
L: Real Estate Activities	9,673		1,539,477	484,552	357,538	353,813	*	-27.0
M: Professional, Scientific and Technical Activities	138,195	250	1,844,699	2,450,671	1,885,573	2,082,209	2.2	-15.0
N: Administrative and Support Service Activities	20,183	2,208	1,132,896	1,834,873	1,056,197	887,361	-6.8	-51.6
O: Public Administration and Defense; Compulsory Social Security	989		89,272	96,915	88,802	96,414	-0.5	-0.5
P: Education	20,517	18,222	85,162	142,784	85,876	102,880	0.8	-27.9
Q: Human Health and Social Work Activities	57,629	1,311	477,749	511,085	490,953	463,039	2.8	-9.4
R: Arts, Entertainment and Recreation	20,857	12,976	1,272,525	1,305,141	1,082,708	611,370	-14.9	-53.2
S: Other Service Activities	37,574	18,727	252,725	326,769	244,032	232,286	-3.4	-28.9
W: Unknown Activity	8,749		19,640	44,772	18,889	14,759	-3.8	-67.0
Total	1,415,370	205,984	66,971,974	78,800,256	65,044,881	58,987,931	-2.9	-25.1

Note:

Enterprises with single-entry accounting bookkeeping are obliged to submit data to tax authorities on a quarterly basis, while enterprises with double-entry accounting bookkeeping are obliged to submit data on a monthly basis. Therefore, for the total of enterprises, data are available only on a quarterly basis.

* The comparison is not possible due to extraordinary transactions of enterprises of the section, included in February's 2019 data (1st Quarter 2019).

Table 1b. Turnover (in thousand €), from Administrative Sources, for the Total of Enterprises in the Greek Economy (Statistical Business Register, year 2017), obliged to double-entry accounting bookkeeping, per section of Economic Activity (NACE Rev. 2)

ECONOMIC ACTIVITY		Turnover (in thousand €)				Rates of change %	
Code NACE Rev.2	Description	June 2019	July 2019	June 2020	July 2020	June 2020/2019	July 2020/2019
A	Agriculture, Forestry and Fishing	170,818	167,350	157,696	173,722	-7.7	3.8
B	Mining and Quarrying	75,449	68,081	65,506	75,858	-13.2	11.4
C	Manufacturing	4,997,092	5,602,366	4,877,977	4,857,646	-2.4	-13.3
D	Electricity, Gas, Steam and Air Conditioning Supply	1,329,678	1,499,130	1,127,692	1,113,382	-15.2	-25.7
E	Water Supply, Sewerage, Waste Management and Remediation Activities	156,601	160,828	153,403	171,974	-2.0	6.9
F	Construction	606,342	650,037	526,458	669,647	-13.2	3.0
G	Wholesale and Retail Trade; Repair of Motor Vehicles and Motorcycles	8,062,401	8,864,540	7,392,150	8,257,332	-8.3	-6.8
H	Transportation and Storage	1,247,502	1,352,140	810,085	899,617	-35.1	-33.5
I	Accommodation and Food Service Activities	1,029,455	1,383,417	134,304	395,464	-87.0	-71.4
J	Information and Communication	1,200,211	969,095	1,023,852	939,106	-14.7	-3.1
K	Financial and Insurance Activities	1,287,507	1,282,621	736,379	662,528	-42.8	-48.3
L	Real Estate Activities	190,406	190,184	163,530	139,624	-14.1	-26.6
M	Professional, Scientific and Technical Activities	598,539	499,610	523,467	510,891	-12.5	2.3
N	Administrative and Support Service Activities	614,897	695,516	284,806	376,480	-53.7	-45.9
O	Public Administration and Defense; Compulsory Social Security	23,668	14,567	22,340	15,868	-5.6	8.9
P	Education	51,963	22,951	39,705	35,167	-23.6	*
Q	Human Health and Social Work Activities	144,312	131,270	156,881	99,491	8.7	-24.2
R	Arts, Entertainment and Recreation	400,512	401,172	358,999	394,191	-10.4	-1.7
S	Other Service Activities	53,080	54,574	39,475	41,115	-25.6	-24.7
W	Unknown Activity	15,755	16,599	6,400	3,368	-59.4	-79.7
Total		22,256,188	24,026,048	18,601,105	19,832,471	-16.4	-17.5

* The comparison is not possible due to extraordinary transactions of enterprises of the section, included in July's 2020 data

Table 2a. Turnover (in thousand €) from Administrative Sources for the Total of Enterprises under Suspension of Operation, per Economic Activity Class (NACE Rev. 2)

ECONOMIC ACTIVITY		Turnover (in thousand €)				Rates of change %	
Code NACE Rev. 2	Description	1 st Quarter 2019	2 nd Quarter 2019	1 st Quarter 2020	2 nd Quarter 2020	1 st Quarter 2020/2019	2 nd Quarter 2020/2019
47	Retail trade, except of motor vehicles and motorcycles	1,977,151	2,537,197	1,777,493	1,770,368	-10.1	-30.2
55	Accommodation	266,260	1,778,933	215,395	94,642	-19.1	-94.7
56	Food and beverage service activities	932,560	1,369,141	841,693	554,931	-9.7	-59.5
59	Motion picture, video and television programme production, sound recording and music publishing activities	17,961	15,752	15,567	1,835	-13.3	-88.4
71	Architectural and engineering activities; technical testing and analysis	23,621	28,426	21,702	24,491	-8.1	-13.8
77	Rental and leasing activities	13,777	22,948	12,651	9,381	-8.2	-59.1
82	Office administrative, office support and other business support activities	62,789	46,698	55,311	10,429	-11.9	-77.7
85	Education	83,061	141,253	83,561	100,008	0.6	-29.2
88	Social work activities without accommodation	12,538	11,399	10,868	10,849	-13.3	-4.8
90	Creative, arts and entertainment activities	37,675	58,885	36,349	27,313	-3.5	-53.6
91	Libraries, archives, museums and other cultural activities	22,147	27,757	18,599	14,765	-16.0	-46.8
92	Gambling and betting activities	1,077,587	1,058,726	904,553	506,950	-16.1	-52.1
93	Sports activities and amusement and recreation activities	107,688	127,500	99,161	41,836	-7.9	-67.2
94	Activities of membership organisations	3,305	4,235	3,406	1,892	3.1	-55.3
96	Other personal service activities	78,035	100,334	63,506	62,928	-18.6	-37.3
Total		4,716,155	7,329,184	4,159,815	3,232,618	-11.8	-55.9

Note:

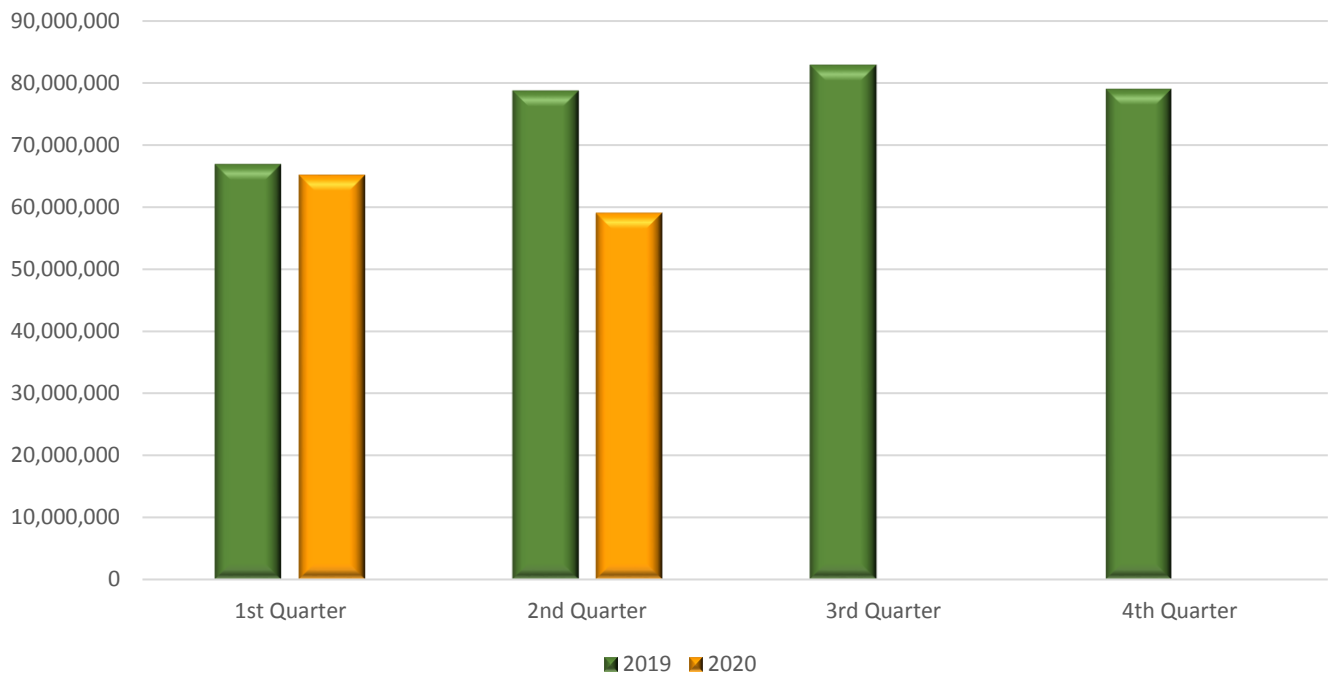
Enterprises with single-entry accounting bookkeeping are obliged to submit data to tax authorities on a quarterly basis, while enterprises with double-entry accounting bookkeeping are obliged to submit data on a monthly basis. Therefore, for the total of enterprises, data are available only on a quarterly basis.

Table 2b. Turnover (in thousand €) from Administrative Sources for Enterprises under Suspension of Operation, obliged to double-entry accounting bookkeeping, per Economic Activity Class (NACE Rev. 2)

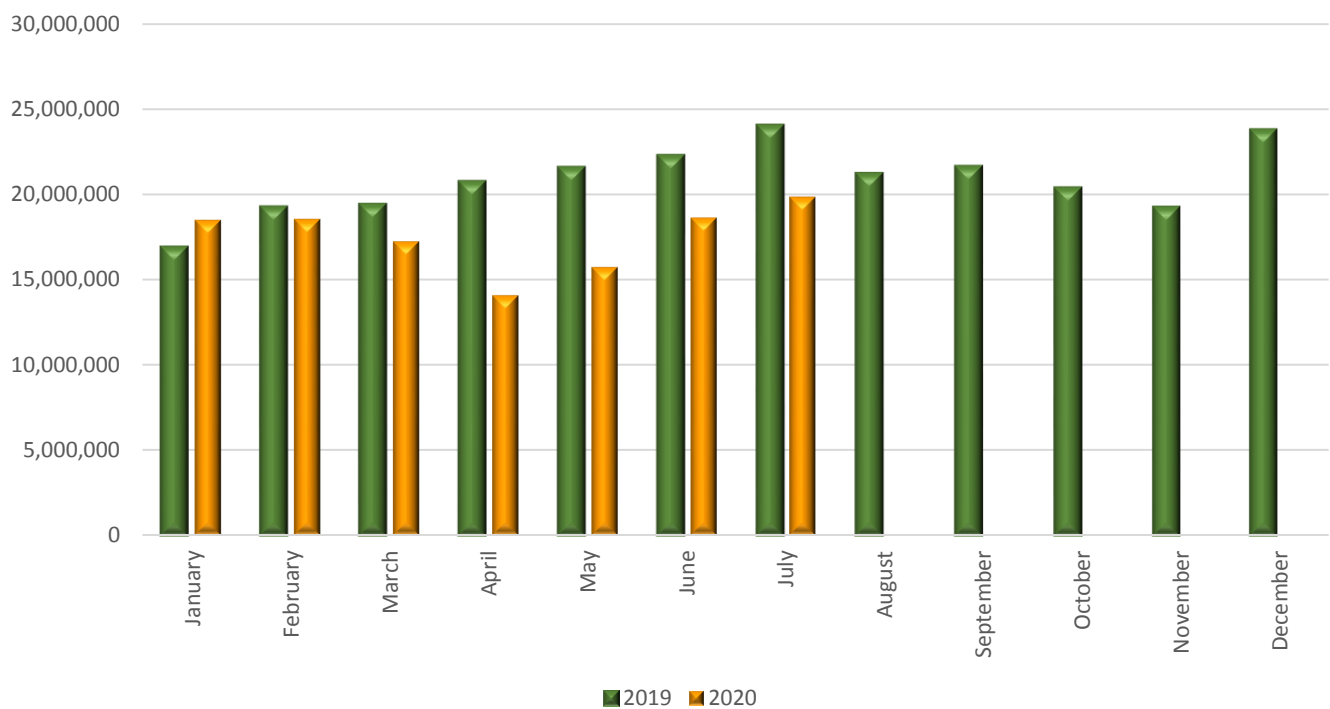
ECONOMIC ACTIVITY		Turnover (in thousand €)				Rates of change %	
Code NACE Rev. 2	Description	June 2019	July 2019	June 2020	July 2020	June 2020/2019	July 2020/2019
47	Retail trade, except of motor vehicles and motorcycles	491,125	589,994	493,161	567,909	0.4	-3.7
55	Accommodation	835,858	1,142,319	37,952	265,444	-95.5	-76.8
56	Food and beverage service activities	139,904	170,425	83,983	103,337	-40.0	-39.4
59	Motion picture, video and television programme production, sound recording and music publishing activities	3,349	4,127	627	1,275	-81.3	-69.1
71	Architectural and engineering activities; technical testing and analysis	8,075	9,045	9,507	8,730	17.7	-3.5
77	Rental and leasing activities	3,238	3,888	1,165	1,818	-64.0	-53.2
82	Office administrative, office support and other business support activities	13,490	9,583	4,343	6,447	-67.8	-32.7
85	Education	51,902	22,640	38,896	34,712	-25.1	*
88	Social work activities without accommodation	2,290	3,532	2,088	2,701	-8.8	-23.5
90	Creative, arts and entertainment activities	14,726	14,270	10,712	4,252	-27.3	-70.2
91	Libraries, archives, museums and other cultural activities	4,139	4,588	1,731	2,597	-58.2	-43.4
92	Gambling and betting activities	338,067	340,823	322,452	363,093	-4.6	6.5
93	Sports activities and amusement and recreation activities	38,862	37,123	18,657	21,386	-52.0	-42.4
94	Activities of membership organisations	158	794	256	717	62.0	-9.7
96	Other personal service activities	5,263	5,449	2,810	3,765	-46.6	-30.9
Total		1,950,446	2,358,600	1,028,340	1,388,183	-47.3	-41.1

*The comparison is not possible due to extraordinary transactions of enterprises of the class, included in July's 2020 data.

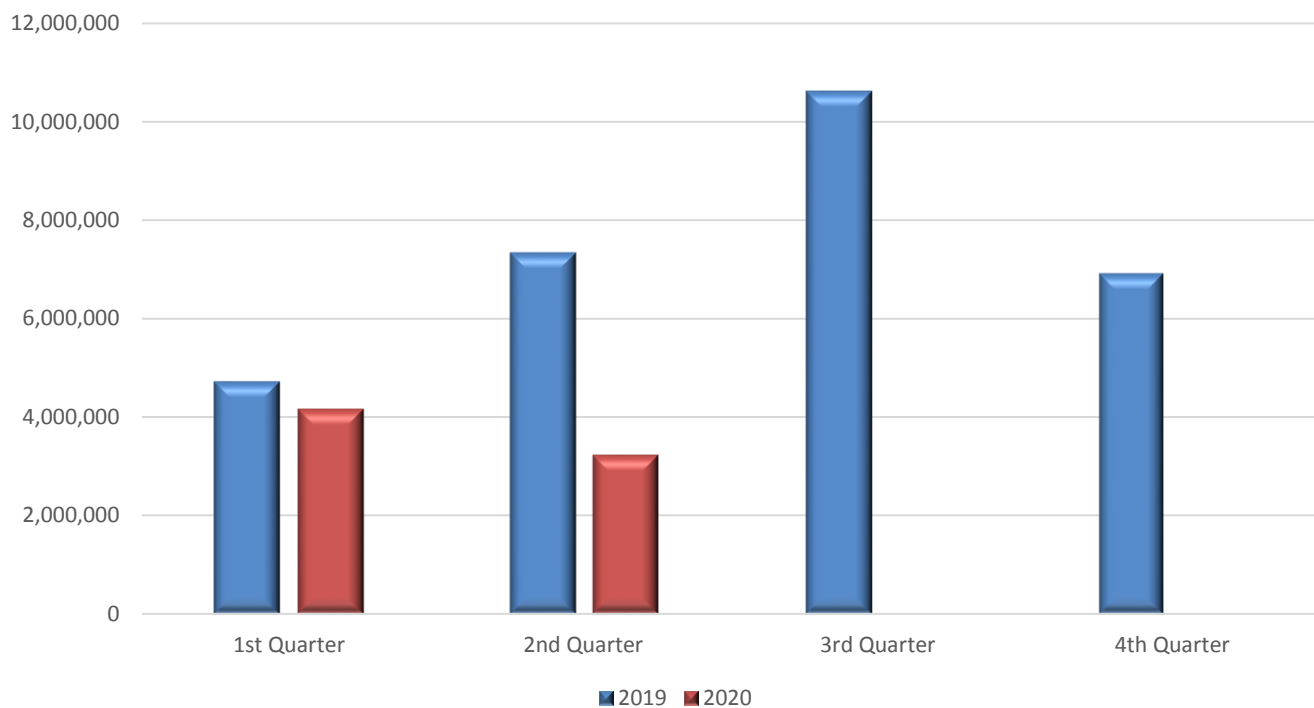
Graph 1. Turnover (in thousand €), for the Total of Enterprises in the Greek Economy



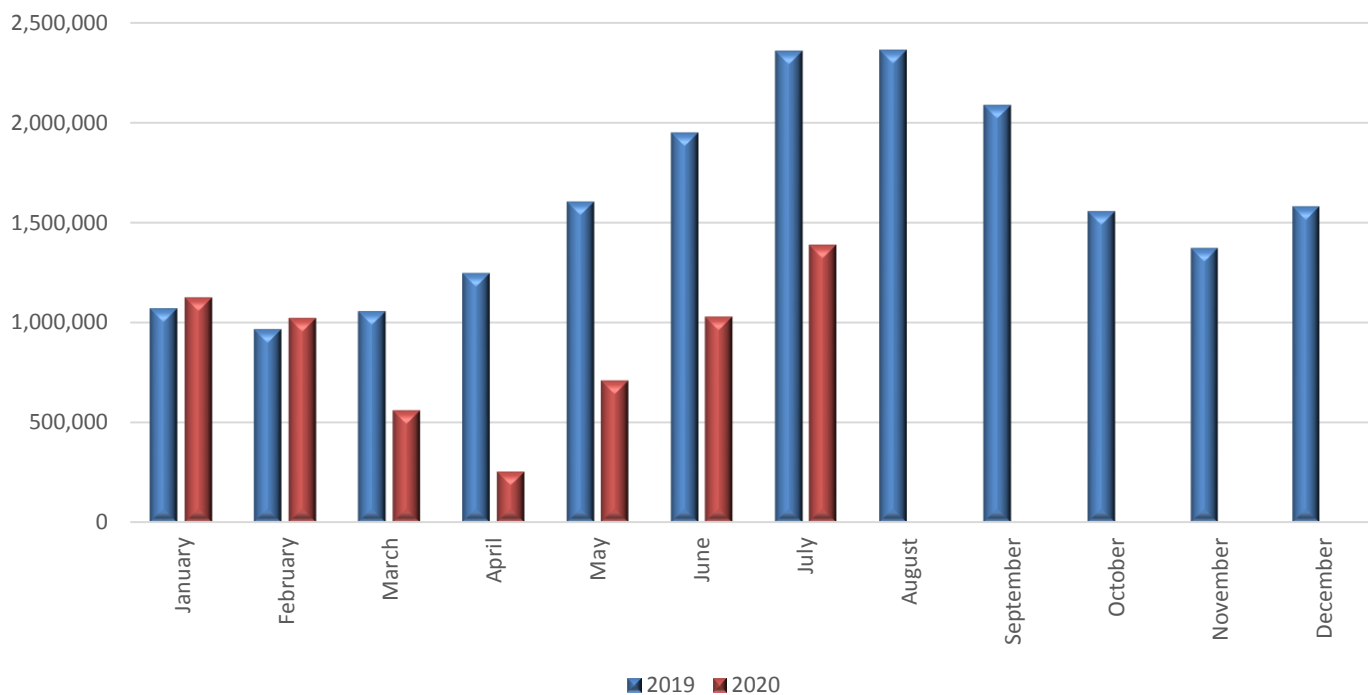
Graph 2. Turnover (in thousand €) only for the Total of Enterprises in the Greek Economy obliged to Double-entry Accounting Bookkeeping (monthly data submission)



Graph 3. Turnover (in thousand €), for the Total of Enterprises under Suspension of Operation



Graph 4. Turnover (in thousand €) only of Enterprises under Suspension of Operation obliged to Double-entry Accounting Bookkeeping (monthly data submission)



METHODOLOGICAL NOTES

Generally The present Press Release provides statistical data on enterprises classified in the economic activity classes that were or are under suspension of operation on the basis of state order, due to the pandemic of the corona virus disease 2019 (COVID-19), (relevant link from the Ministry of Finance webpage, available only in Greek, [KAD of closed enterprises](#)).

These statistical data have been compiled on the basis of the linking and processing of primary data from the following sources:

- The most recent published Statistical Business Register of ELSTAT, of the reference year 2017.
- Administrative registers of enterprises, of the reference year 2019.
- Administrative transactions files (tax, etc) of the reference years 2019 and 2020.

In particular, the following primary data have been used per source:

- Active enterprises and the economic activity class from the Statistical Business Register of the reference year 2017.
- The population of legal units (VAT number) classified in KAD (Codes of Activity) with temporary suspension of operation, from administrative registers of enterprises, of year 2019.
- Income data from administrative transaction files of the years 2019 and 2020.

It has to be noted, that after the process of matching the KAD codes to the classes of the Statistical Classification of Economic Activities (NACE Rev. 2), for which a total (referring to all the underlying activities) or a partial suspension of operation is applied for the enterprises that are classified to them on the basis of state order, follows the linking with the data of the Statistical Business Register of the year 2017, which is the main reference framework for the current Press Release. This linking leads to different results as regards the share of enterprises under suspension of operation per economic activity class NACE Rev.2, (mainly, because there are enterprises that were operating during the whole or part of the year 2017 and they were closed from 2018 onwards).

Statistical classifications For the economic activities, the European statistical classification of economic activities NACE Rev. 2 is used. It is noted that an automatic transition from KAD to codes of NACE Rev. 2 classification was applied on the basis of valid correspondence rules.

Reference Period July 2020.

Statistical unit The statistical unit is the legal unit (distinct VAT numbers).

Comparability The announced statistical data are comparable with the data of the most recent Statistical Business Register of ELSTAT, of the reference year 2017 (relevant link from the webpage of ELSTAT, where tables and information on the methodology applied are provided [Statistical Business Register](#)).

References Analytical tables are available under ELSTAT's website (www.statistics.gr) at the following link: <https://www.statistics.gr/en/statistics/-/publication/SBR02/>

ANNEX

List of Codes of National Activities (KAD), for which suspension of operation holds, which correspond to part of classes of specific divisions of the Statistical Classification of Economic Activities (NACE Rev. 2)

Statistical Classification of Economic Activities (NACE Rev. 2)		Codes of National Activities (KAD) for which suspension of operation holds		
Divisions	Classes	4dgt codes	6dgt, 8dgt codes	Exceptions from 4-digit KAD for which suspension of operation holds
47	4711			
47	4719	4719		47.19.10.01, 47.19.10.02
47	4721			
47	4722			
47	4723			
47	4724			
47	4725			
47	4726			
47	4729			
47	4730			
47	4741	4741		
47	4742	4742		
47	4743	4743		
47	4751	4751		
47	4752	4752		
47	4753	4753		
47	4754	4754		
47	4759	4759		
47	4761	4761		
47	4762		47.62.63	
47	4763	4763		
47	4764	4764		
47	4765	4765		
47	4771	4771		
47	4772	4772		
47	4773			
47	4774			
47	4775	4775		47.75.76.19
47	4776	4776		47.76.77.02
47	4777	4777		
47	4778	4778		47.78.84, 47.78.85 47.78.87, 47.78.88
47	4779	4779		
47	4781			
47	4782	4782		
47	4789	4789		
47	4791			
47	4799			
55	5510	5510		
55	5520	5520		
55	5530	5530		
55	5590			
56	5610	5610		
56	5621	5621		
56	5629		56.29.20.02	
56	5629		56.29.20.04	
56	5629		56.29.20.05	
56	5630	5630		
59	5911			
59	5912			
59	5913			
59	5914	5914		
59	5920			

Statistical Classification of Economic Activities (NACE Rev. 2)		Codes of National Activities (KAD) for which suspension of operation holds		
Divisions	Classes	4-digit codes	6-digit, 8-digit codes	Exceptions from 4-digit KAD for which suspension of operation holds
71	7111			
71	7112			
71	7120		71.20.14	
77	7711			
77	7712			
77	7721	7721		
77	7722	7722		
77	7729	7729		
77	7731			
77	7732			
77	7733			
77	7734			
77	7735			
77	7739			
77	7740			
82	8211			
82	8219			
82	8220			
82	8230	8230		
82	8291			
82	8292			
82	8299			
85	8510	8510		
85	8520	8520		
85	8531	8531		
85	8532	8532		
85	8541	8541		
85	8542	8542		
85	8551	8551		
85	8552	8552		
85	8553	8553		
85	8559	8559		
85	8560	8560		
88	8810	8810		
88	8891	8891		
88	8899			
90	9001			
90	9002	9002		
90	9003			
90	9004	9004		
91	9101	9101		
91	9102	9102		
91	9103	9103		
91	9104	9104		
92	9200	9200		92.00.14, 92.00.21
93	9311	9311		
93	9312	9312		
93	9313	9313		
93	9319	9319		
93	9321	9321		
93	9329	9329		

Statistical Classification of Economic Activities (NACE Rev. 2)		Codes of National Activities (KAD) for which suspension of operation holds		
Divisions	Classes	4-digit codes	6-digit, 8-digit codes	Exceptions from 4-digit KAD for which suspension of operation holds
94	9411			
94	9412			
94	9420			
94	9491			
94	9492			
94	9499		94.99.16.01	
94	9499		94.99.16.02	
96	9601			
96	9602	9602		
96	9603			
96	9604	9604		
96	9609		96.09.19.06	
96	9609		96.09.19.08	
96	9609		96.09.19.09	
96	9609		96.09.19.12	
96	9609		96.09.19.16	
96	9609		96.09.19.17	