



HELLENIC REPUBLIC
HELLENIC STATISTICAL AUTHORITY

Piraeus, 31 March 2023

Maritime accidents on Greek merchant ships of 100 GRT and over and persons injured on board of ships and in areas of port authorities: 2022

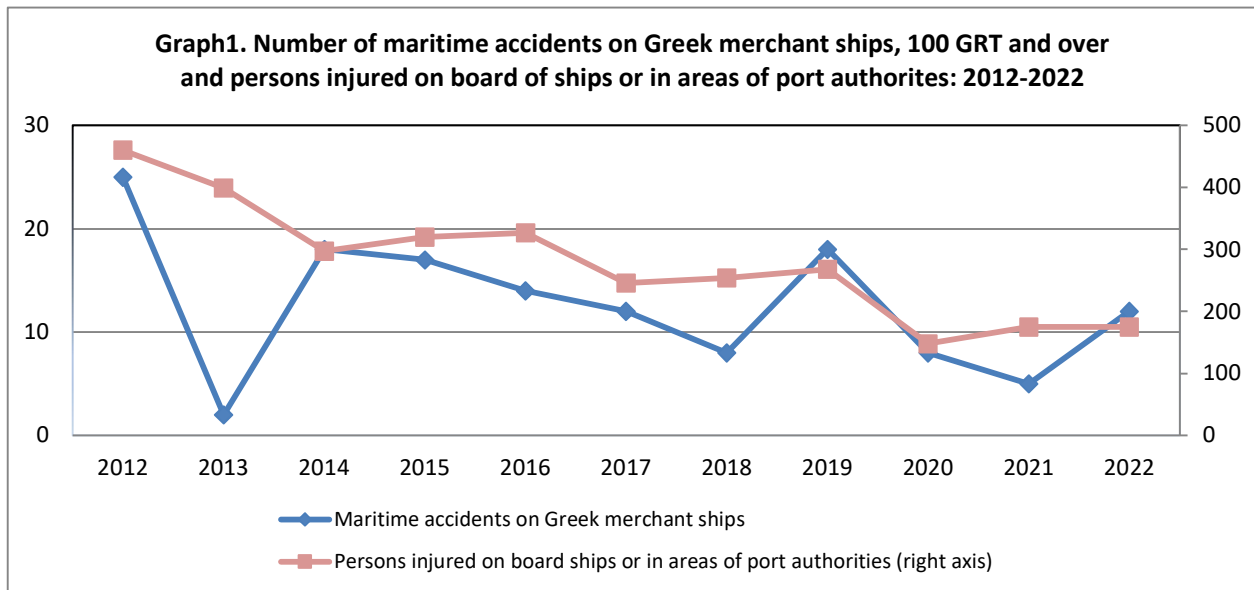
The Hellenic Statistical Authority (ELSTAT) announces the results of the survey on maritime accidents on Greek merchant ships of 100 GRT (Gross Register Tonnage) and over, as well as the results of the survey on persons injured on board of ships and in areas under the competency of port authorities, for the year 2022.

More specifically, as regards the maritime accidents on Greek merchant ships of 100 GRT and over the following are observed:

- In 2022, 12 maritime accidents were recorded on a respective number of Greek merchant ships of a total tonnage of 40,038 GRT. The ships suffering the accidents represent 0.66% of the Greek merchant fleet and 0.10% of the total tonnage (Table1).
- Of the 12 ships on which an accident occurred, 5 (41.7%) were cargo ships, 6 (50.0%) were passenger's ships and 1 (8,3%) from other categories (Graph 2).
- On 5 ships the accidents were due to engine damage, on 3 ships to crash, on 1 to foundering, on 1 to collision, on 1 to fire or explosion and 1 to other cause (Table 2, Graph 3).

As regards the persons injured on board of ships or in areas under the competency of port authorities the following are observed:

- The number of persons who were injured on board of ships or in areas under the competency of port authorities amounted to 175. In 2022 compared with 2021, no change noted. An increase of (18,2%) had been observed in 2021 in comparison with 2020. In 2022, out of 175 persons who had an accident, 103 (58.9%) got involved in a fatal accident and ended up (Table 3, Graph 4).



Information on methodological issues:

Division of Sectoral Statistics
Section of Transport Statistics
P. Tzortzi, G. Argyris
Tel: +30 213 135 2187, +30 213 135 3085
E mail: p.tzortzi@statistics.gr
g.argyris@statistics.gr

Information for data provision:

Tel. +30 213 135 2022
E mail: data.dissem@statistics.gr

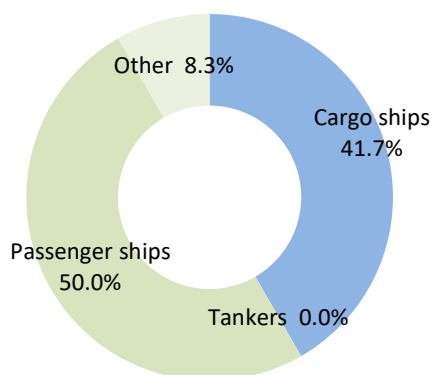
- Out of 103 persons who were fatally injured, 96 persons were in sea areas under the competency of port authorities and 7 were on board of the ships. Accordingly, out of 72 persons who had non-fatal accidents, 51 persons were in sea areas of port authorities and 21 on board of the ships (Table 3, Graph 4).
- As regards the age of the persons who were injured in 2022 on board of ships or in sea areas, 93 were older than 65 years old, while for the same age group in 2021 and 2020 the corresponding numbers were 101 and 84, respectively (Table 4, Graph 5).
- Out of 28 persons who were injured on board of ships in 2022, 7 persons were fatally injured while 21 were slightly injured (contusion, strain, fracture, burn or scald, amputation and other cause). Out of 147 persons who were injured in sea areas under the competency of port authorities, 96 persons were fatally injured (drowning or other cause of death), 22 persons suffered contusion, strain, or fracture and 29 other injuries (Table 5, Graph 6).
- The total number of deaths from drowning increased by 7.5% (from 67 to 72), in 2022 compared with 2021. Similarly, in 2021 compared with 2020 the corresponding number had decreased by 9.5% (from 74 to 67) (Table 5).
- Table 6 presents data on fatal accidents and missing persons from illegal entry in sea areas under the competency of Greek port authorities for the period 2012-2022. These data are not included in Tables 3-5.

Table 1. Maritime accidents on Greek merchant ships of 100 GRT and over, by ship category: 2022

| Category of ships | Greek merchant fleet | | Merchant ships suffering an accident | | Percentage (%) | |
|----------------------|----------------------|-------------------|--------------------------------------|---------------|-----------------|-------------|
| | Number of ships | Tonnage GRT | Number of ships | Tonnage GRT | Number of ships | Tonnage GRT |
| Total | 1,825 | 38,231,690 | 12 | 40,038 | 0.66 | 0.10 |
| Cargo ships | 371 | 10,914,565 | 5 | 11,546 | 1.35 | 0.11 |
| Tankers | 432 | 25,896,705 | 0 | 0 | 0.00 | 0.00 |
| Passenger ships | 753 | 1,279,498 | 6 | 26,669 | 0.80 | 2.08 |
| Other ⁽¹⁾ | 269 | 140,922 | 1 | 1,823 | 0.37 | 1.29 |

(1) i.e.: towage, salvage, cable ships, fishing-boats, etc.

Graph 2. Maritime accidents on Greek merchant ships of 100 GRT and over, by ship category: 2022



**Table 2. Maritime accidents on Greek merchant ships of 100 GRT and over, by cause of the accident:
2020-2022**

| | 2020 | | 2021 | | 2022 | |
|------------------------------|-----------------|----------------|-----------------|---------------|-----------------|---------------|
| | Number of Ships | Tonnage GRT | Number of Ships | Tonnage GRT | Number of Ships | Tonnage GRT |
| Total | 8 | 201,339 | 5 | 65,515 | 12 | 40,038 |
| Foundering ⁽¹⁾ | 0 | 0 | 0 | 0 | 1 | 109 |
| Stranding | 4 | 166,093 | 0 | 0 | 0 | 0 |
| Collision | 0 | 0 | 0 | 0 | 1 | 492 |
| Fire or explosion | 0 | 0 | 0 | 0 | 1 | 1,823 |
| Crash | 2 | 18,478 | 1 | 2,171 | 3 | 18,563 |
| Engine damage ⁽²⁾ | 2 | 16,768 | 4 | 63,344 | 5 | 18,061 |
| Other cause | 0 | 0 | 0 | 0 | 1 | 990 |

(1) Including abrupt foundering of unidentified cause.

(2) Including damage of propeller or boiler.

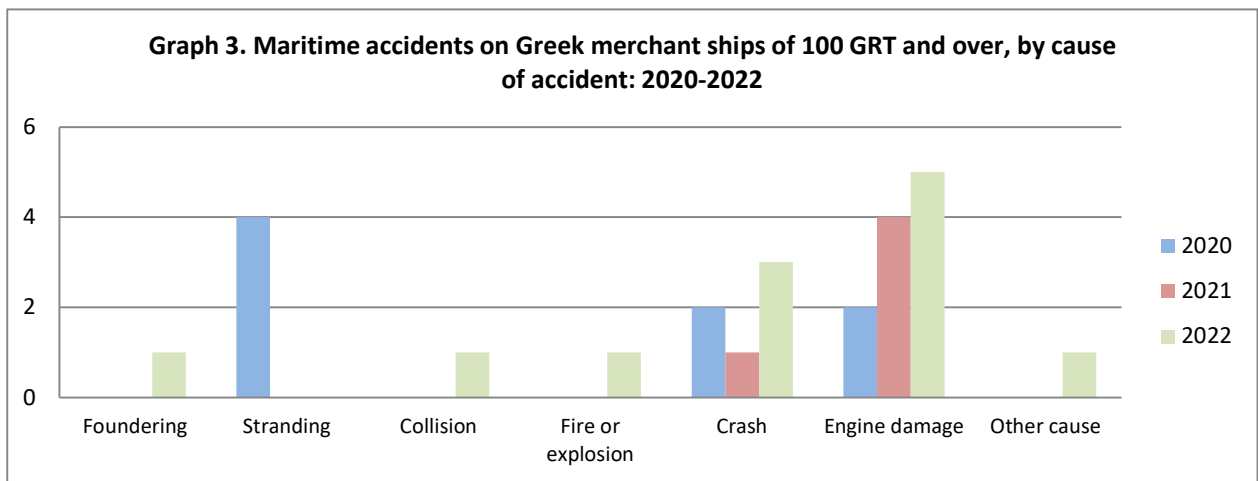


Table 3. Persons injured (fatally or not), by category of ship ⁽¹⁾ or in sea areas of port authorities: 2020-2022

| | 2022 | | Total | | | Change (%) | |
|-------------------------------------|---------------------|-----------------|------------|------------|------------|--------------|--------------|
| | Persons injured | | 2020 | 2021 | 2022 | 2021/2020 | 2022/2021 |
| | Non-fatally injured | Fatally injured | | | | | |
| Total | 72 | 103 | 148 | 175 | 175 | 18.2 | 0.0 |
| On board of ships | 21 | 7 | 18 | 13 | 28 | -27.8 | 115.4 |
| Cargo ships | 2 | 0 | 3 | 0 | 2 | -100.0 | - |
| Tankers | 1 | 1 | 0 | 1 | 2 | - | 100.0 |
| Passenger ships | 12 | 4 | 13 | 7 | 16 | -46.2 | 128.6 |
| Other ⁽²⁾ | 6 | 2 | 2 | 5 | 8 | 150.0 | 60.0 |
| In areas of port authorities | 51 | 96 | 130 | 162 | 147 | 24.6 | -9.3 |
| Ports | 22 | 10 | 14 | 26 | 32 | 85.7 | 23.1 |
| Shipyards | 0 | 0 | 1 | 2 | 0 | 100.0 | -100.0 |
| Coast | 29 | 86 | 115 | 134 | 115 | 16.5 | -14.2 |

(1) Including persons injured on merchant ships or any other floating means.

(2) I.e.: towage, salvage ships, fishing boats, yachts and other ships and boats.

Graph 4. Persons injured (fatally or not), on board of ships or in areas of port authorities: 2022

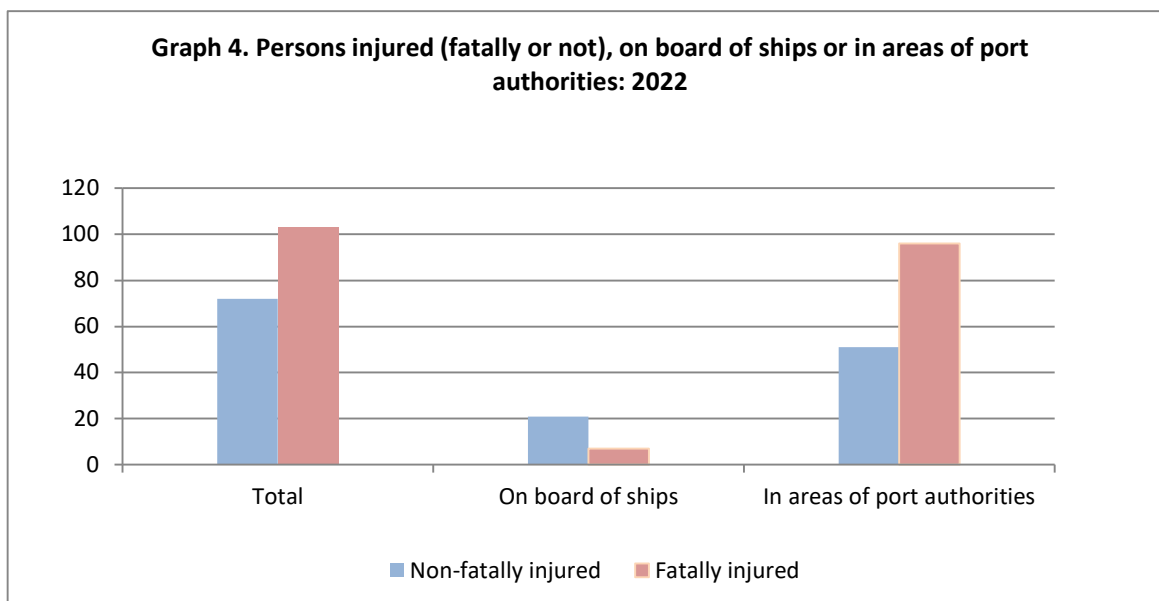


Table 4. Persons injured on board of ships ⁽¹⁾ or in sea areas of port authorities, by age group: 2020 - 2022

| Age groups (years) | 2020 | 2021 | 2022 | Change (%) | |
|--------------------|------------|------------|------------|-------------|------------|
| | | | | 2021/2020 | 2022/2021 |
| Total | 148 | 175 | 175 | 18.2 | 0.0 |
| Up to 24 | 7 | 13 | 16 | 85.7 | 23.1 |
| 25 - 34 | 11 | 9 | 10 | -18.2 | 11.1 |
| 35 - 44 | 16 | 15 | 16 | -6.3 | 6.7 |
| 45 - 54 | 17 | 16 | 24 | -5.9 | 50.0 |
| 55 - 64 | 13 | 21 | 16 | 61.5 | -23.8 |
| 65 and over | 84 | 101 | 93 | 20.2 | -7.9 |

(1) Including persons injured on merchant ships or any other floating means.

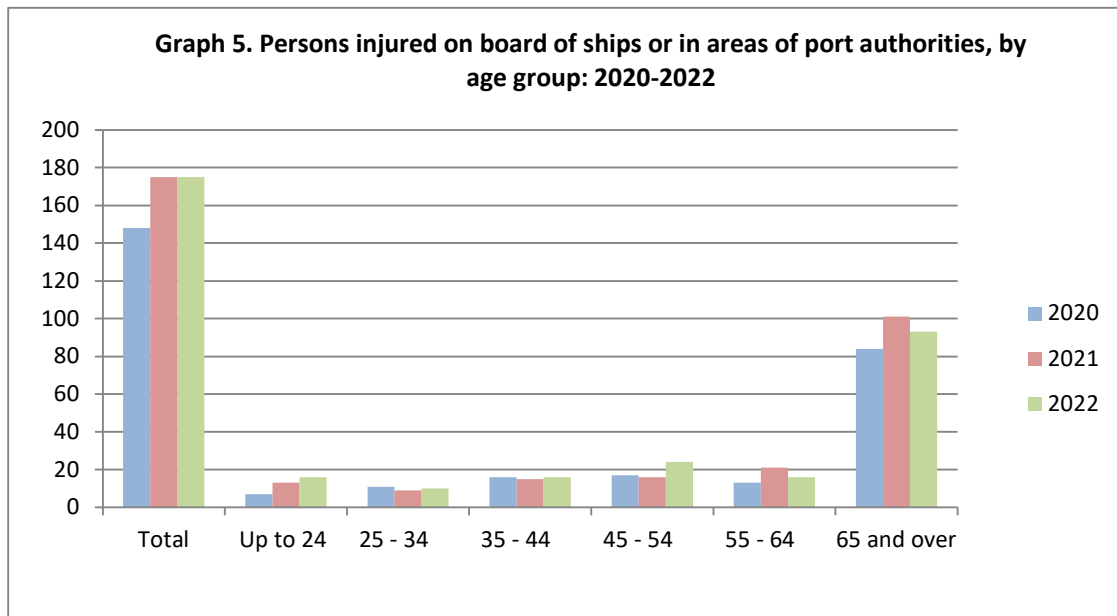


Table 5. Persons injured on board ships ⁽¹⁾ or in sea areas of port authorities, by type of injury: 2020-2022

| | 2022 | | Total | | | Change (%) | |
|-----------------------------|-------------------|------------------------------|------------|------------|------------|-------------|------------|
| | Persons injured | | 2020 | 2021 | 2022 | 2021/2020 | 2022/2021 |
| | on board of ships | in areas of port authorities | | | | | |
| Total | 28 | 147 | 148 | 175 | 175 | 18.2 | 0.0 |
| Contusion, strain, fracture | 14 | 22 | 21 | 34 | 36 | 61.9 | 5.9 |
| Burn or scald | 3 | 0 | 0 | 0 | 3 | — | — |
| Amputation | 1 | 0 | 0 | 0 | 1 | — | — |
| Other injury, except death | 3 | 29 | 23 | 24 | 32 | 4.3 | 33.3 |
| Drowning | 2 | 70 | 74 | 67 | 72 | -9.5 | 7.5 |
| Other cause of death | 5 | 26 | 30 | 50 | 31 | 66.7 | -38.0 |

(1) Including persons injured on merchant ships or any other floating means.

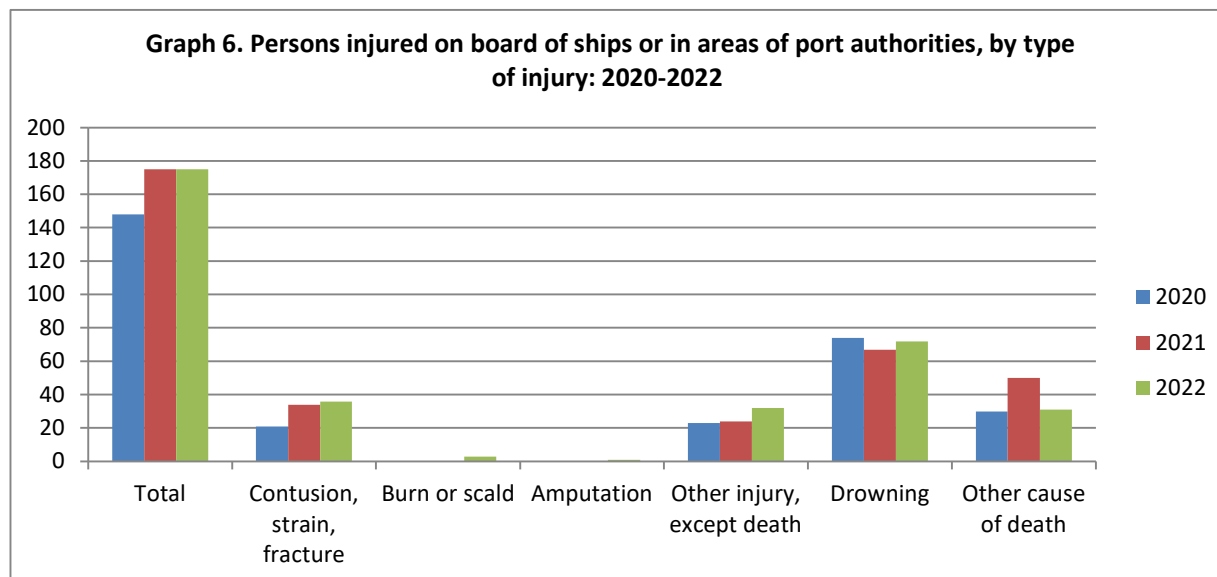
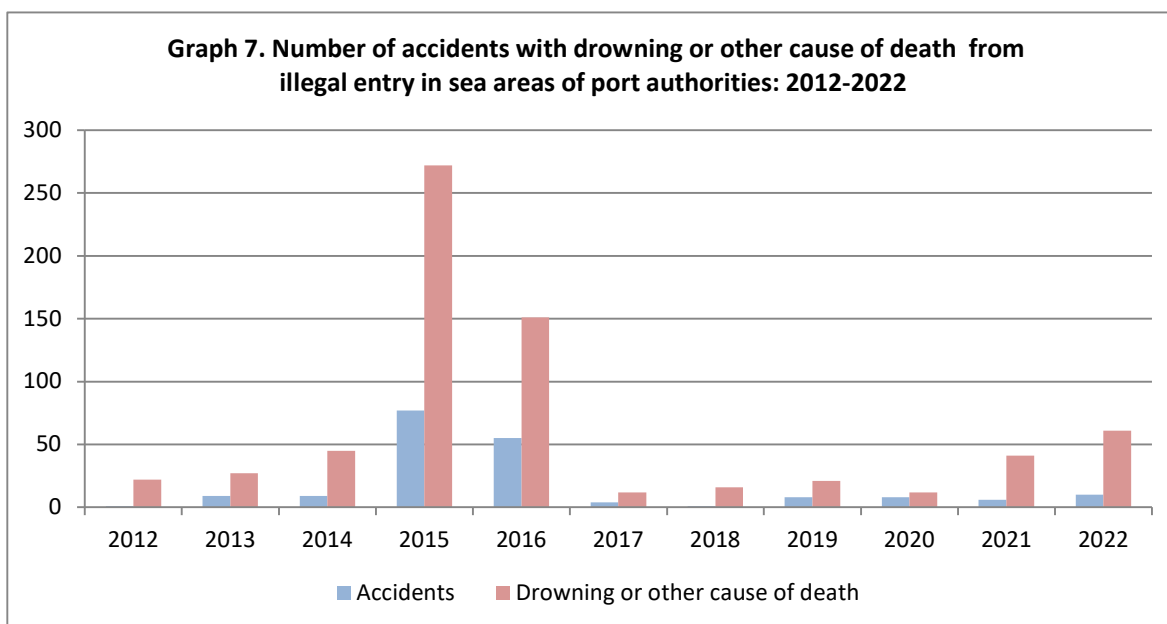


Table 6. Number of fatal accidents and deaths from drowning or other cause and number of accidents with missing persons, due to illegal entry into maritime areas of Greek port authorities jurisdiction: 2012-2022

| | 2012 | 2013 | 2014 | 2015 | 2016 | 2017 | 2018 | 2019 | 2020 | 2021 | 2022 |
|--|------|------|------|------|------|------|------|------|------|------|------|
| Number of fatal accidents | 1 | 9 | 9 | 77 | 55 | 4 | 1 | 8 | 8 | 6 | 10 |
| Drowning or other cause of death | 22 | 27 | 45 | 272 | 151 | 12 | 16 | 21 | 12 | 41 | 61 |
| Number of accidents with missing persons | 1 | 4 | 5 | 21 | 5 | 2 | 1 | 0 | 1 | 5 | 9 |
| Missing persons | 6 | 10 | 19 | 152 | 27 | 10 | 3 | 0 | 14 | 54 | 103 |

Source: Headquarters of Port Authorities, Ministry of Shipping, and Island Policy



EXPLANATORY NOTES

| | |
|--|---|
| Survey on shipping casualties and on persons injured in maritime accident | The surveys on maritime accidents on Greek merchant ships 100 GRT and over and on persons injured on board of ships or in areas under the competency of port authorities are conducted since 1975 on an annual basis. The purpose of the surveys is to fully record maritime accidents of Greek merchant ships 100 GRT and over, which took place during the journey or during the ship's entering the port or unloading of cargo as well as and, to fully record the accidents (various injuries) of persons on board and accidents of persons in the sea, which took place in a port or on the coast area under the competency of the port authorities. |
| Legal framework | The surveys are conducted pursuant to the provisions of the Permanent Circular of the Ministry of Economy and Finance and the National Statistical Service of Greece (NSSG) dated 16/1/1975, which was replaced by the Permanent Joint Circular dated 15/4/1998, with retroactive effect since 1/1/1998. |
| Reference Period | The results of the survey refer to the year 2022. |
| Coverage | The survey covers the maritime accidents of Greek merchant ships of 100 GRT and over that were recorded by the domestic port authorities. Maritime accidents of Greek merchant ships that occurred abroad were recorded by the corresponding consulates and sent to the port authority of Piraeus. Besides, the survey covers persons injured on board of the ships and in the port or on the coast areas under the competency of the port authorities. Particularly, it covers all cases of casualties for which a preliminary inquiry is conducted by the competent port authorities. |
| Definitions | <p>Ship: Seagoing self-propelled vessel, of at least ten NRT, designed for the carriage of goods, transport of passengers, for fishing, towing or especially fitted out for other maritime activities.</p> <p>Accidents of persons: Refers to accidents that result to contusion, strain, fracture, burn or scald, amputation, cerebral contusion, caisson disease, drowning and other cause of death.</p> <p>Merchant ship: Seagoing self-propelled vessel, of at least ten NRT, designed for the carriage of goods, transport of passengers, for fishing, towing or especially fitted out for other maritime activities.</p> <p>Greek merchant fleet: The total number of the merchant ships under Greek flag. The Greek flag carried by these ships means that all their maritime activities (subsidies for ship building, cargo limitations and other tax provisions) are governed by commercial and economic rules which are laid down by the respective Greek authorities.</p> <p>Gross Register Tonnage (GRT): unit of measurement of the total volume in cubic feet of the spaces within the hull and of the enclosed spaces above the deck which are available for carrying goods, food, passengers and crew. It equals to the volume of 100 cubic feet or 2.83 m3.</p> |
| Methodology | The domestic port authorities report to ELSTAT information about the maritime accidents of Greek merchant ships 100 GRT and over and about the persons injured on board of ships or in areas of port authorities. The information includes the name of ship, tonnage group, registration port, ship's category, whether it was loaded or in ballast, whether the accident was caused by intention or negligence, personal data of the person responsible for the accident, marine region, weather conditions, visibility, date of the accident, damage of the ship or injury/death of a person and cause of the accident. Information that is collected for the persons injured on board of ships or in areas |

of port authorities, include the sex, the year of birth, the place of birth, the citizenship, the marital status, the occupation, where exactly the accident occurred, the date of the accident, who was responsible for the accident, the cause of the accident, the direct impact of the accident, the type of body injury. Additionally, information is recorded regarding accidents and missing persons who entered the country illegally that is sent to ELSTAT by the Headquarters of Port Authorities, Ministry of Shipping and Island Policy.

References More information (tables, graphs) concerning the survey on maritime accidents of the Hellenic merchant ships can be found on the webpage of ELSTAT (www.statistics.gr), at the link: <https://www.statistics.gr/el/statistics/-/publication/SMA34>