



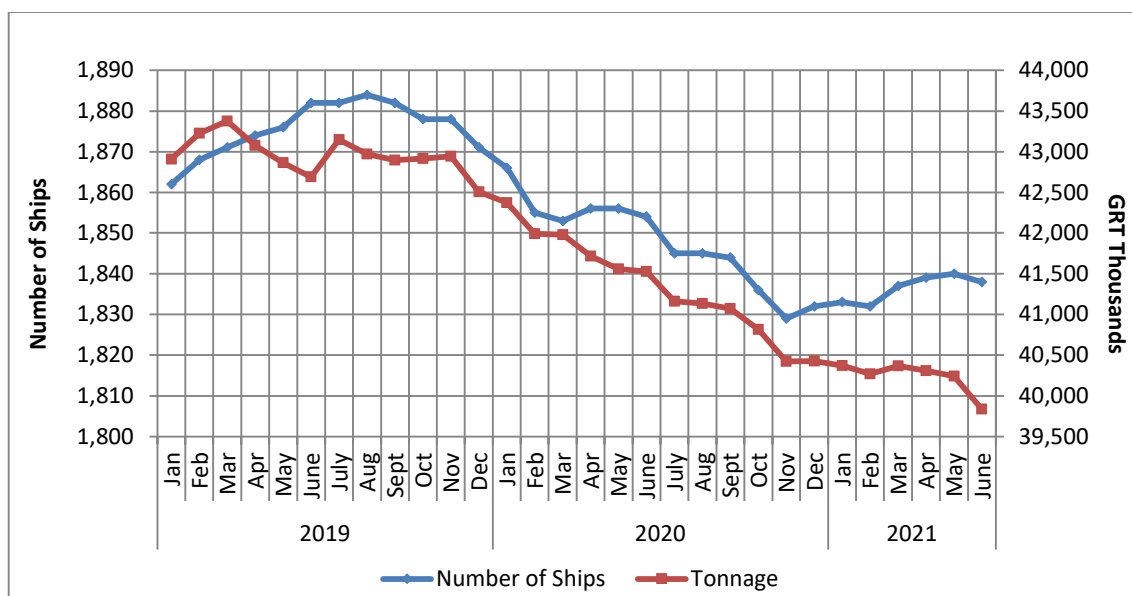
PRESS RELEASE

GREEK MERCHANT FLEET: June 2021 (Provisional data)

The Hellenic Statistical Authority (ELSTAT) announces data on the Greek Merchant Fleet (for vessels of 100 GRT¹) for June 2021. Particularly:

- The Greek Merchant Fleet decreased by 0.9% in June 2021 compared with June 2020. A decrease of 1.5% was recorded in June 2020 compared with June 2019 (Table 1).
- The gross tonnage of the Greek Merchant Fleet, for vessels of 100 GRT and over, recorded a decrease of 4.1% in June 2021 compared with June 2020. A decrease of 2.7% was recorded in June 2020 compared with June 2019 (Table 1).

Graph 1: Greek Merchant ships of 100 GRT and over: January 2019 – June 2021



Information on methodological issues:

Division of Sectoral Statistics
Section of Transport Statistics
P. Tzortzi, F. Georgakopoulou
Tel : +30 213 135 2187, +30 213 135 3090
E mail: p.tzortzi@statistics.gr
f.georgakopoulou@statistics.gr

Information for data provision:

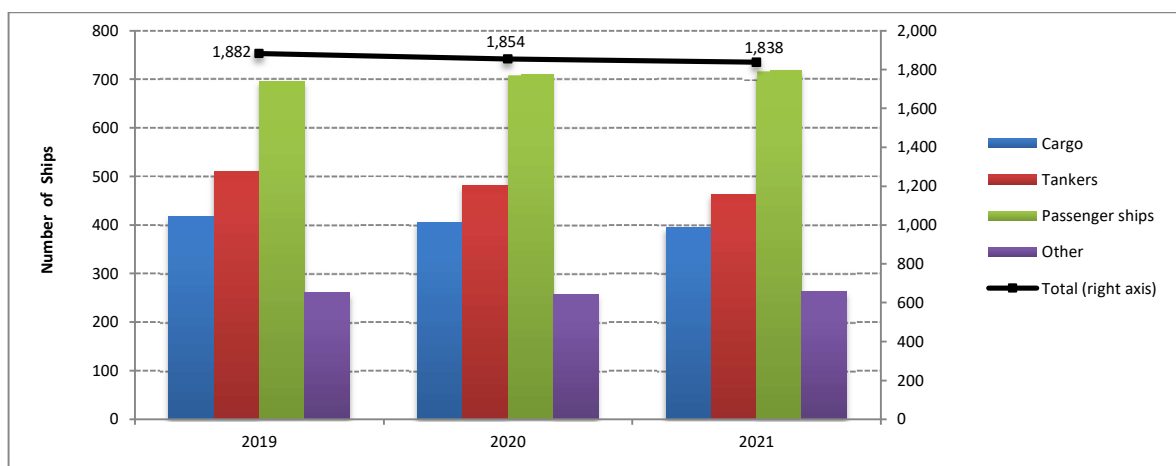
Tel. +30 213 135 2022
E mail: data.dissem@statistics.gr

¹ GRT: Gross Tonnage

**Table 1. Number and tonnage of Greek Merchant ships of 100 GRT and over, by types of ships,
June 2019 – 2021**

June										
	2019		2020		Change % 2020/2019		2021		Change % 2021/2020	
Types of ships	Number of Ships	Tonnage (GRT)	Number of Ships	Tonnage (GRT)	Number of Ships	Tonnage (GRT)	Number of Ships	Tonnage (GRT)	Number of Ships	Tonnage (GRT)
Total:	1,882	42,689,345	1,854	41,529,418	-1.5	-2.7	1,838	39,835,419	-0.9	-4.1
Cargo	417	12,372,621	406	12,033,179	-2.6	-2.7	395	11,695,758	-2.7	-2.8
Tankers	510	28,926,337	481	28,080,614	-5.7	-2.9	463	26,755,144	-3.7	-4.7
Passenger ships	695	1,299,943	710	1,322,683	2.2	1.7	718	1,285,200	1.1	-2.8
Other	260	90,444	257	92,942	-1.2	2.8	262	99,317	1.9	6.9

**Graph 2a: Number of Greek Merchant ships of 100 GRT and over, by types of ships,
June 2019 – 2021**



**Graph 2b: Tonnage of Greek Merchant Ships of 100 GRT and over, by types of ships,
June 2019 – 2021**

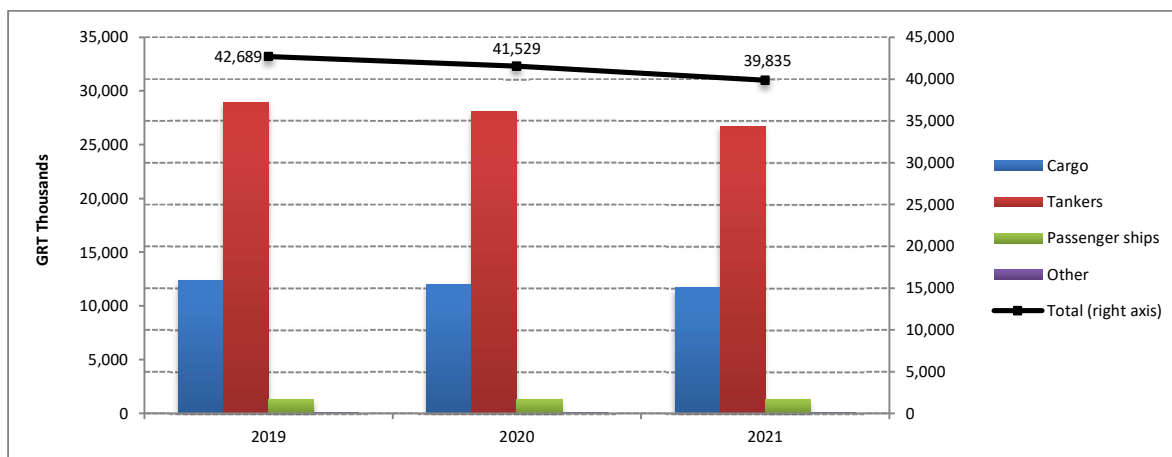


Table 2. Distribution of the Greek Merchant ships of 100 GRT and over, by tonnage groups, June 2019 – 2021

June										
	2019		2020		Change % 2020/2019		2021		Change % 2021/2020	
Tonnage Groups	Number of Ships	Tonnage (GRT)	Number of Ships	Tonnage (GRT)	Number of Ships	Tonnage (GRT)	Number of Ships	Tonnage (GRT)	Number of Ships	Tonnage (GRT)
Total:	1,882	42,689,345	1,854	41,529,418	-1.5	-2.7	1,838	39,835,419	-0.9	-4.1
[100-500)	817	202,914	818	202,450	0.1	-0.2	828	204,941	1.2	1.2
[500-3,000)	356	440,461	352	436,501	-1.1	-0.9	355	444,404	0.9	1.8
[3,000-7,000)	77	341,053	75	335,164	-2.6	-1.7	75	337,164	0.0	0.6
[7,000-10,000)	25	211,833	25	213,640	0.0	0.9	24	204,176	-4.0	-4.4
[10,000-20,000)	48	707,015	48	701,143	0.0	-0.8	49	718,122	2.1	2.4
[20,000-30,000)	68	1,795,562	69	1,820,583	1.5	1.4	64	1,682,148	-7.2	-7.6
[30,000+)	491	38,990,507	467	37,819,937	-4.9	-3.0	443	36,244,464	-5.1	-4.2

Graph 3: Distribution of Greek Merchant ships of 100 GRT and over, by tonnage groups, June 2019 – 2021

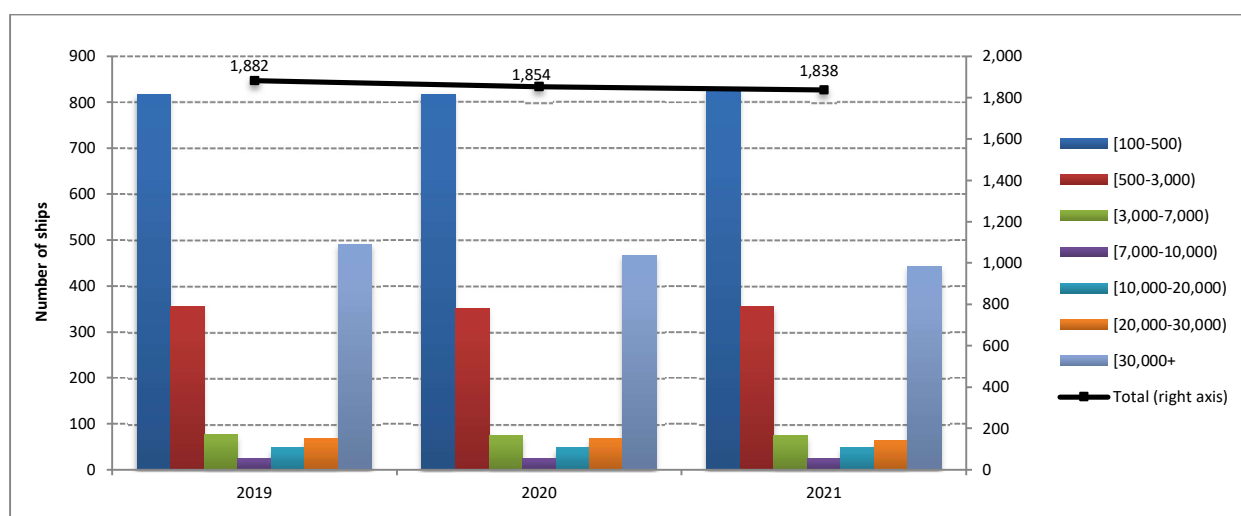
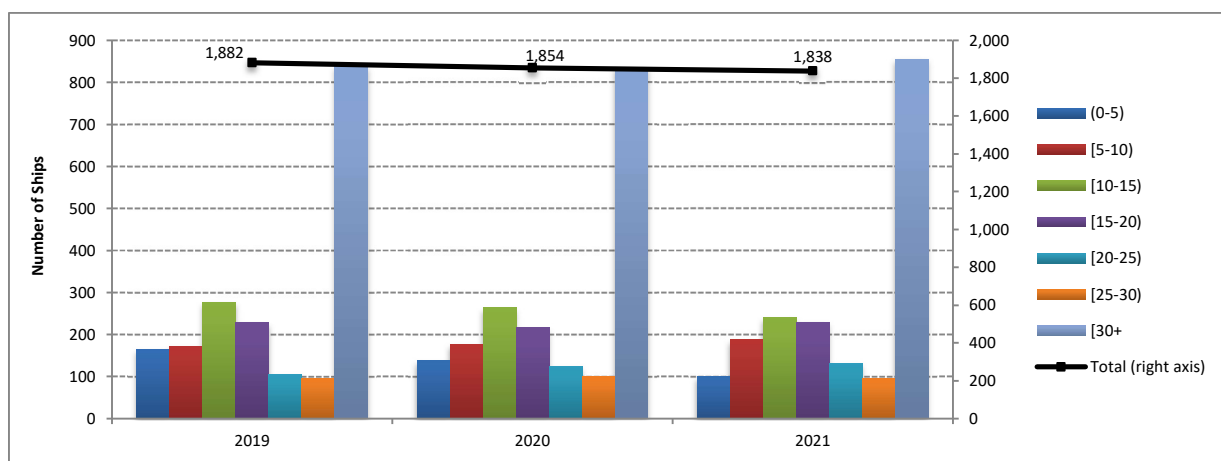


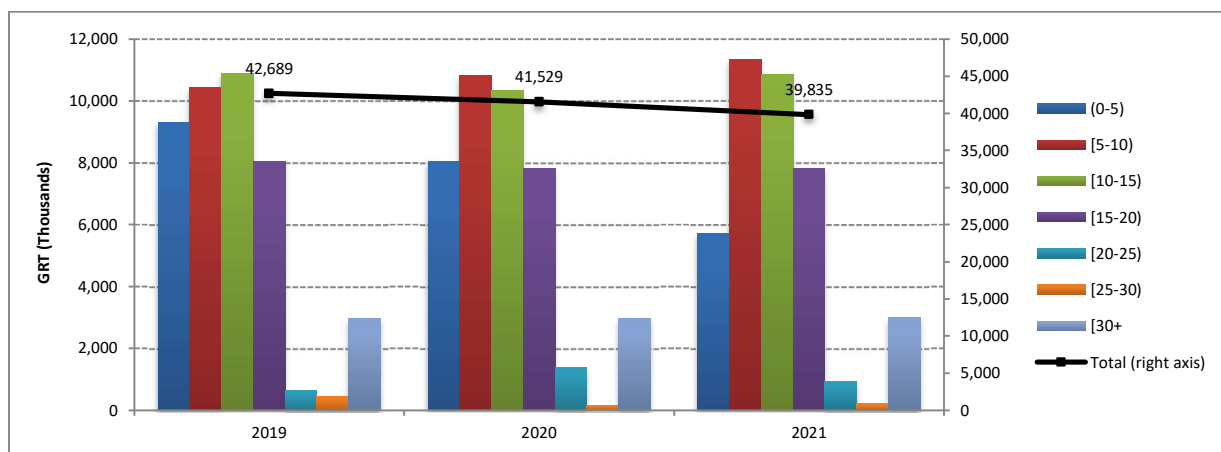
Table 3. Distribution of Greek Merchant ships of 100 GRT and over, by age groups, June 2019 – 2021

June										
2019			2020		Change % 2020/2019		2021		Change % 2021/2020	
Age Groups	Number of Ships	Tonnage (GRT)	Number of Ships	Tonnage (GRT)	Number of Ships	Tonnage (GRT)	Number of Ships	Tonnage (GRT)	Number of Ships	Tonnage (GRT)
Total:	1,882	42,689,345	1,854	41,529,418	-1.5	-2.7	1,838	39,835,419	-0.9	-4.1
(0-5)	165	9,301,331	138	8,052,103	-16.4	-13.4	101	5,714,103	-26.8	-29.0
[5-10)	173	10,426,823	177	10,828,976	2.3	3.9	187	11,331,236	5.6	4.6
[10-15)	277	10,885,657	263	10,327,864	-5.1	-5.1	240	10,852,412	-8.7	5.1
[15-20)	228	8,051,253	216	7,817,263	-5.3	-2.9	230	7,811,039	6.5	-0.1
[20-25)	105	632,849	125	1,379,021	19.0	117.9	132	922,475	5.6	-33.1
[25-30)	96	425,640	100	151,590	4.2	-64.4	94	210,702	-6.0	39.0
[30+)	838	2,965,792	835	2,972,601	-0.4	0.2	854	2,993,452	2.3	0.7

Graph 4a: Distribution of Greek Merchant ships 100 GRT and over, by age groups, June 2019 – 2021



Graph 4b: Tonnage of Greek Merchant ships of 100 GRT and over, by age groups, June 2019 – 2021



METHODOLOGICAL NOTES

Greek Merchant Fleet Survey	The Survey on the Greek Merchant Fleet is conducted on a monthly basis since 1964 without any major methodological changes ever since. The purpose of the survey is to fully record statistical data on the number and basic characteristics of the Greek merchant ships, thus depicting the evolution over the course of time of the Greek merchant fleet.
Legal Framework	The survey is conducted in compliance with the joint Ministerial Decision (No 6792/G-81/11-4-97), signed by the Minister of National Economy and the Minister of Mercantile Marine.
Reference Period	The results of the survey refer to the end of June 2021.
Coverage	The survey covers all domestic Port Authorities, as well as Greek Consular Port Authorities abroad, which keep ship registers. These Authorities have to send a report on a monthly basis to the Hellenic Statistical Authority (ELSTAT), pertaining to the changes in the Greek merchant ships registered in their ship registers.
Definitions	<p>Merchant ship: Seagoing self-propelled vessel, at least of 10 GRT, designed for the carriage of goods, transport of passengers, for fishing, towing or specially fitted out for other commercial maritime activities.</p> <p>Greek merchant fleet: The total number of the merchant ships under Greek flag. The Greek flag carried by these ships means that all their maritime activities (subsidies for ship building, cargo limitations and other tax provisions) are governed by commercial and economic rules which are laid down by the respective Greek authorities.</p> <p>Gross Register Tonnage (GRT): Refers to the spaces within the hull and of the enclosed spaces above the deck which are available for carrying goods, food, passengers and crew, GRT is equal to the volume of 100 cubic feet or 2,83 m³.</p> <p>Net Register Tonnage (NRT): It is derived from the gross tonnage by deducting allowances in respect of spaces used for the crew, navigating and propelling machinery, fuel and water ballasts, and other spaces not used for passengers or cargo.</p> <p>Age of ship: indicated by the year of original construction of the hull or that of the hull containing the engine room.</p>
Methodology	<p>It is an exhaustive survey conducted by all domestic Port Authorities and Greek Consular Port Authorities abroad, which report to ELSTAT, on a monthly basis, on changes in the ships pertaining to: a) new registrations of ships in the ship registers, b) change in the name of a ship, c) change of ownership, d) transfers to or from a different port, e) deletion of a ship from a ship's register, f) final measurement – remeasurement of ships, g) replacement of the ship's engine.</p> <p>All these data, after being dully processed, are used to update, through a specially designed software application, the Official Register of Greek Merchant Ships. This Register is used for the production of monthly and annual statistical results.</p>
References	Further information (tables, charts) concerning the Survey on the Greek Merchant Fleet can be found on the webpage of ELSTAT (www.statistics.gr), under the link: https://www.statistics.gr/el/statistics/-/publication/SMA27