



PRESS RELEASE

ISSUING OF MOTOR VEHICLE LICENSES: MAY 2018

The Hellenic Statistical Authority announces that in May 2018, 19,977 road motor cars (both new and used from abroad) were put into circulation for the first time, recording an 18.7% increase compared with the corresponding month of 2017 when the number of road motor cars was 16,826. In May 2017, a 2.7% decrease had been observed in comparison with the corresponding month of 2016 (Table 1, Graphs 1,2,3,5). A total number of 13,159 new cars were put into circulation in May 2018 compared with 11,461 in May 2017, recording a 14.8% increase.

The new motorcycles (over 50cc) that were put into circulation for the first time in May 2018 amounted to 4,828, against 4,150 in 2017, thus recording a 16.3% increase. In May 2017, a 12.1% decrease had been observed in comparison with the corresponding month of 2016 (Table 1, Graph 4). Out of the above motorcycles 4,416 were new, while the corresponding figure in May 2017 was 3,805, recording a 16.1% increase.

During the period January - May 2018, 88,488 road motor cars (both new and used from abroad) were put into circulation for the first time, representing an increase of 28.9% compared to the corresponding period of 2017 when the number of road motor cars was 68,645. During the period January - May 2017 an increase of 14.2% had been observed in comparison with the corresponding period of 2016 (Table 3, Graphs 6,7). Out of the above number of road motor cars that were put into circulation, from January to May 2018, 52,940 were new, while the corresponding number during the respective period of 2017 was 43,298, recording an increase of 22.3%.

During the period January - May 2018 the circulation of new motorcycles (over 50cc) amounted to 13,934 against 11,618 in 2017, thus representing a 19.9% increase. A decrease of 22.6% had been observed during the period January - May 2017 in comparison with the corresponding period of 2016 (Table 3, Graphs 6,7). A total number of 12,555 new motorcycles were put into circulation, from January to May 2018, compared with 10,438 during the corresponding period of 2017, recording a 20.3% increase.

Information:

Trade and Services Statistics Division

Transport, Communications and Mass Media Section

Konstantinos Menexes

Tel: +30 213 135 2500

FAX: +30 213 135 2496

E-mail : k.menexes@statistics.gr

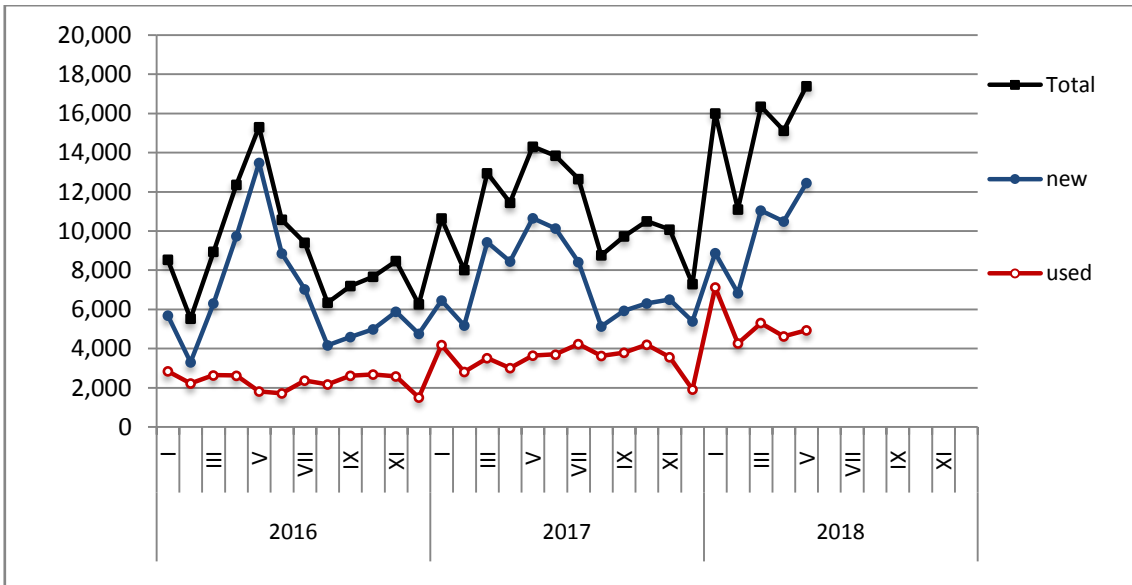
Table 1. Road motor vehicles, both new and used, put into circulation for the first time in Greece: May 2016 - 2018

| Category of Road Motor Vehicles | May | | | | | | | | | Change (%) | | | | | |
|---------------------------------|--------|--------|-------|--------|--------|-------|--------|--------|-------|------------|--------|--------|-----------|--------|-------|
| | 2016 | | | 2017 | | | 2018 | | | 2017/2016 | | | 2018/2017 | | |
| | Total | New | Used | Total | New | Used | Total | New | Used | Total | New | Used | Total | New | Used |
| Greece, total | | | | | | | | | | | | | | | |
| Road Motor Vehicles,total | 22,009 | 18,546 | 3,463 | 20,976 | 15,266 | 5,710 | 24,805 | 17,575 | 7,230 | -4.7% | -17.7% | 64.9% | 18.3% | 15.1% | 26.6% |
| 1. Road motor cars | 17,290 | 14,108 | 3,182 | 16,826 | 11,461 | 5,365 | 19,977 | 13,159 | 6,818 | -2.7% | -18.8% | 68.6% | 18.7% | 14.8% | 27.1% |
| Passenger Cars | 15,300 | 13,483 | 1,817 | 14,302 | 10,660 | 3,642 | 17,392 | 12,459 | 4,933 | -6.5% | -20.9% | 100.4% | 21.6% | 16.9% | 35.4% |
| Buses | 96 | 26 | 70 | 127 | 18 | 109 | 178 | 33 | 145 | 32.3% | -30.8% | 55.7% | 40.2% | 83.3% | 33.0% |
| Lorries | 1,894 | 599 | 1,295 | 2,397 | 783 | 1,614 | 2,407 | 667 | 1,740 | 26.6% | 30.7% | 24.6% | 0.4% | -14.8% | 7.8% |
| 2. Motorcycles > 50 cc | 4,719 | 4,438 | 281 | 4,150 | 3,805 | 345 | 4,828 | 4,416 | 412 | -12.1% | -14.3% | 22.8% | 16.3% | 16.1% | 19.4% |
| Prefecture of Attica | | | | | | | | | | | | | | | |
| Road Motor Vehicles,total | 12,937 | 12,011 | 926 | 10,719 | 8,974 | 1,745 | 12,794 | 10,333 | 2,461 | -17.1% | -25.3% | 88.4% | 19.4% | 15.1% | 41.0% |
| 1. Road motor cars | 11,333 | 10,425 | 908 | 9,192 | 7,495 | 1,697 | 10,926 | 8,533 | 2,393 | -18.9% | -28.1% | 86.9% | 18.9% | 13.8% | 41.0% |
| Passenger Cars | 10,724 | 10,060 | 664 | 8,301 | 6,977 | 1,324 | 10,053 | 8,131 | 1,922 | -22.6% | -30.6% | 99.4% | 21.1% | 16.5% | 45.2% |
| Buses | 31 | 13 | 18 | 46 | 6 | 40 | 78 | 13 | 65 | 48.4% | -53.8% | 122.2% | 69.6% | 116.7% | 62.5% |
| Lorries | 578 | 352 | 226 | 845 | 512 | 333 | 795 | 389 | 406 | 46.2% | 45.5% | 47.3% | -5.9% | -24.0% | 21.9% |
| 2. Motorcycles > 50 cc | 1,604 | 1,586 | 18 | 1,527 | 1,479 | 48 | 1,868 | 1,800 | 68 | -4.8% | -6.7% | 166.7% | 22.3% | 21.7% | 41.7% |

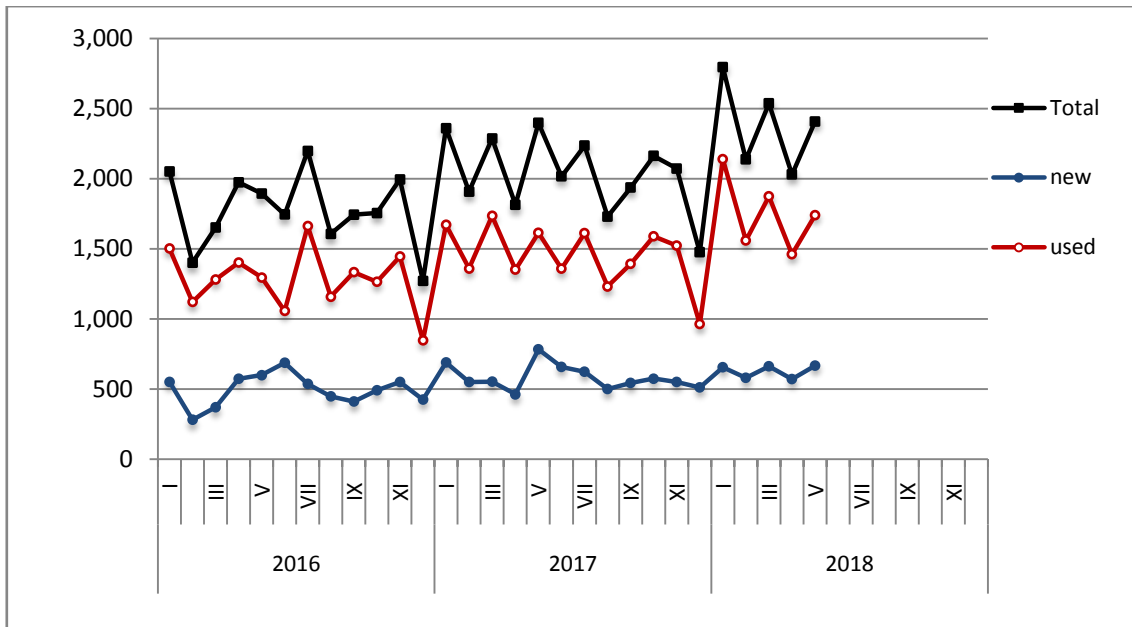
Table 2. Road motor vehicles, both new and used, put into circulation for the first time in Greece: June 2016 - May 2018

| Category of Road Motor Vehicles | Average Jun. 2016 - May 2017 | | | Average Jun. 2017 - May 2018 | | | Change (%) | | |
|---------------------------------|------------------------------|--------|-------|------------------------------|--------|-------|---|--------|-------|
| | | | | | | | Average Jun. 2017 - May 2018 / Average Jun. 2016 - May 2017 | | |
| | Total | New | Used | Total | New | Used | Total | New | Used |
| Greece, total | | | | | | | | | |
| Road Motor Vehicles,total | 14,849 | 10,433 | 4,416 | 17,461 | 11,315 | 6,146 | 17.6% | 8.5% | 39.2% |
| 1. Road motor cars | 11,455 | 7,269 | 4,186 | 14,629 | 8,734 | 5,895 | 27.7% | 20.1% | 40.8% |
| Passenger Cars | 9,441 | 6,705 | 2,737 | 12,405 | 8,127 | 4,278 | 31.4% | 21.2% | 56.3% |
| Buses | 91 | 16 | 74 | 96 | 16 | 80 | 6.0% | -2.0% | 7.7% |
| Lorries | 1,923 | 548 | 1,375 | 2,128 | 591 | 1,537 | 10.7% | 7.8% | 11.8% |
| 2. Motorcycles > 50 cc | 3,394 | 3,164 | 230 | 2,832 | 2,581 | 251 | -16.6% | -18.4% | 9.1% |

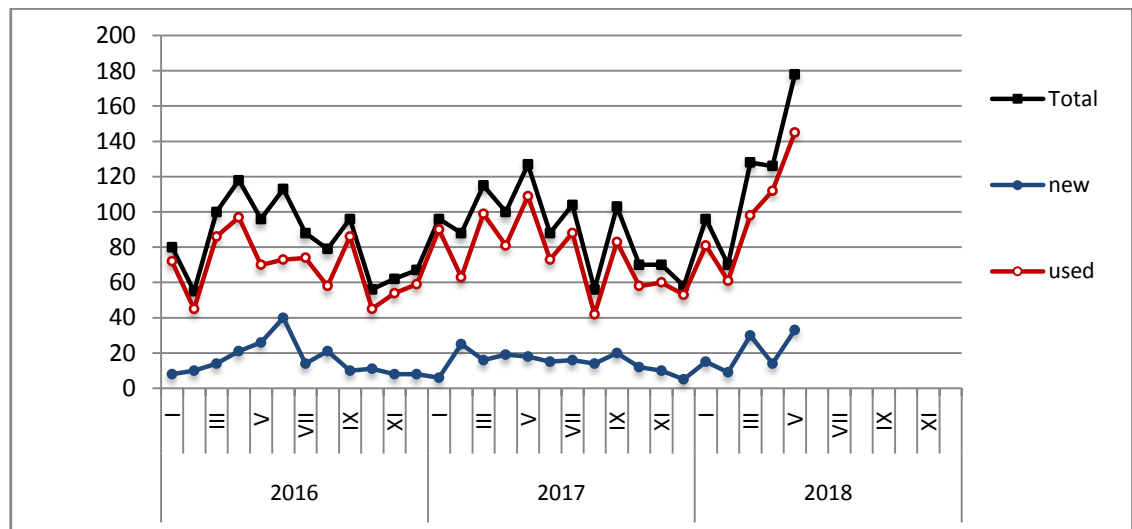
Graph 1: Passenger Cars (January 2016 - May 2018)



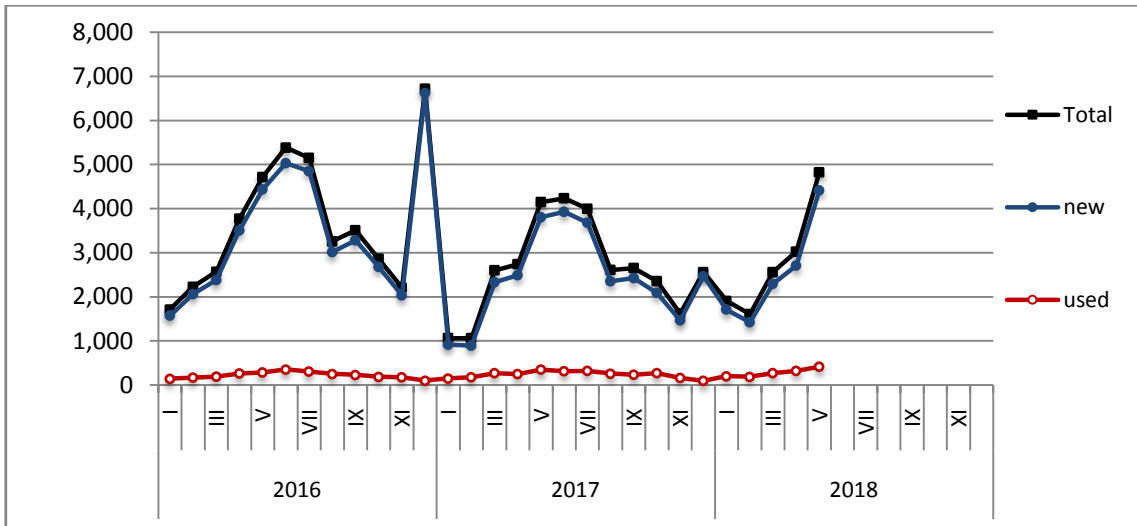
Graph 2: Lorries (January 2016 - May 2018)



Graph 3: Buses (January 2016 - May 2018)



Graph 4: Motorcycles (January 2016 - May 2018)



Graph 5: New Registrations of Motor Vehicles (May 2018)

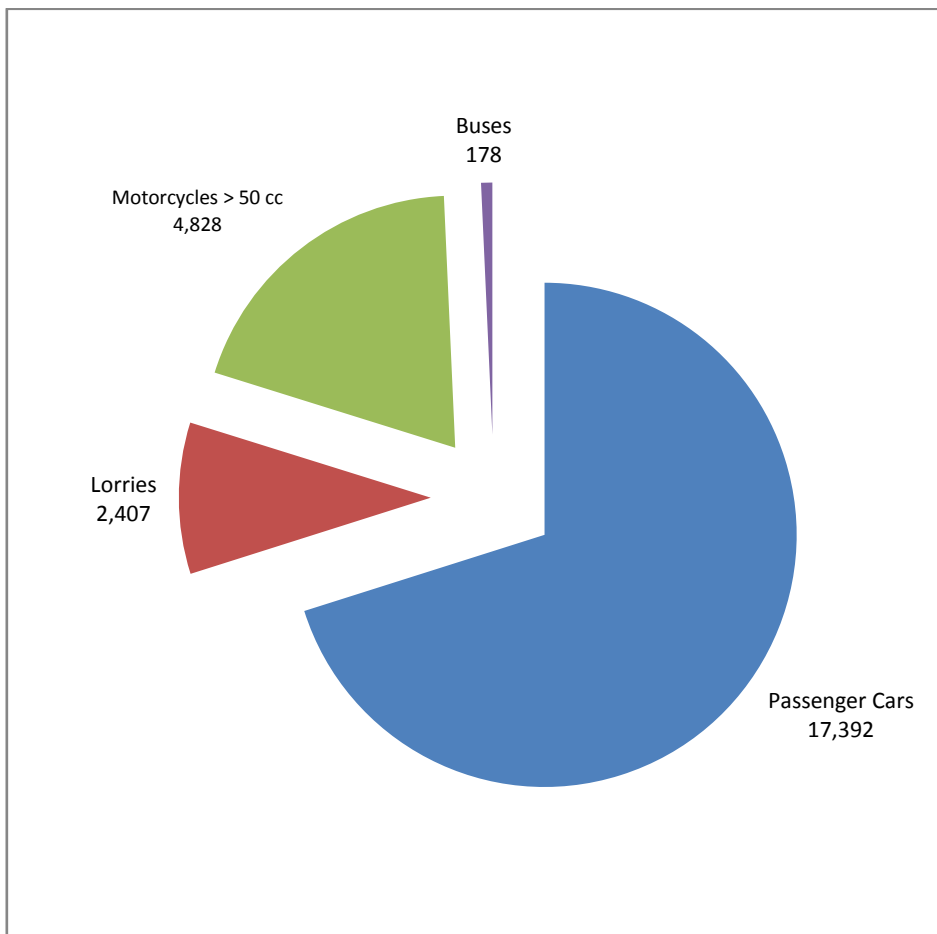
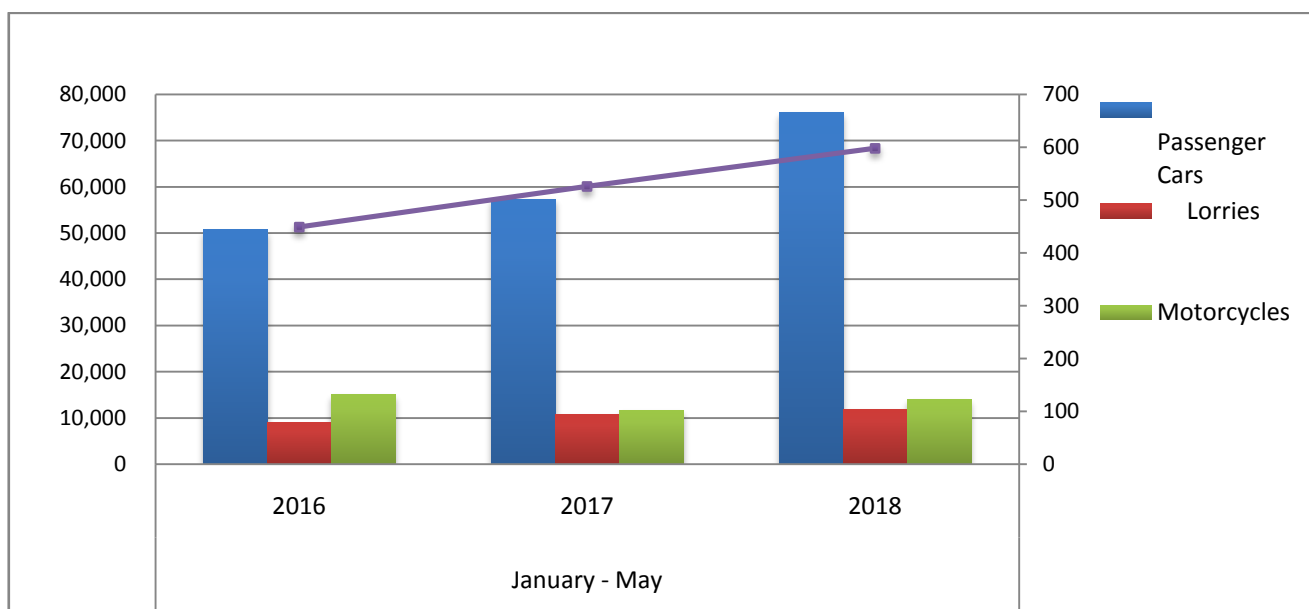


Table 3. Road motor vehicles, both new and used, put into circulation for the first time in Greece: Jan. 2016 - May. 2018

| Category of Road Motor Vehicles | January - May | | | | | | | | | Change (%) | | | | | |
|---------------------------------|---------------|--------|--------|--------|--------|--------|---------|--------|--------|------------|--------|-------|-----------|-------|-------|
| | 2016 | | | 2017 | | | 2018 | | | 2017/2016 | | | 2018/2017 | | |
| | Total | New | Used | Total | New | Used | Total | New | Used | Total | New | Used | Total | New | Used |
| Greece, total | | | | | | | | | | | | | | | |
| Road Motor Vehicles, total | 75,097 | 54,931 | 20,166 | 80,263 | 53,736 | 26,527 | 102,422 | 65,495 | 36,927 | 6.9% | -2.2% | 31.5% | 27.6% | 21.9% | 39.2% |
| 1. Road motor cars | 60,096 | 40,966 | 19,130 | 68,645 | 43,298 | 25,347 | 88,488 | 52,940 | 35,548 | 14.2% | 5.7% | 32.5% | 28.9% | 22.3% | 40.2% |
| Passenger Cars | 50,675 | 38,515 | 12,160 | 57,354 | 40,179 | 17,175 | 75,986 | 49,706 | 26,280 | 13.2% | 4.3% | 41.2% | 32.5% | 23.7% | 53.0% |
| Buses | 449 | 79 | 370 | 526 | 84 | 442 | 598 | 101 | 497 | 17.1% | 6.3% | 19.5% | 13.7% | 20.2% | 12.4% |
| Lorries | 8,972 | 2,372 | 6,600 | 10,765 | 3,035 | 7,730 | 11,904 | 3,133 | 8,771 | 20.0% | 28.0% | 17.1% | 10.6% | 3.2% | 13.5% |
| 2. Motorcycles > 50 cc | 15,001 | 13,965 | 1,036 | 11,618 | 10,438 | 1,180 | 13,934 | 12,555 | 1,379 | -22.6% | -25.3% | 13.9% | 19.9% | 20.3% | 16.9% |
| Prefecture of Attica | | | | | | | | | | | | | | | |
| Road Motor Vehicles, total | 41,206 | 35,425 | 5,781 | 41,821 | 33,943 | 7,878 | 53,678 | 41,917 | 11,761 | 1.5% | -4.2% | 36.3% | 28.4% | 23.5% | 49.3% |
| 1. Road motor cars | 34,955 | 29,290 | 5,665 | 36,917 | 29,206 | 7,711 | 47,378 | 35,863 | 11,515 | 5.6% | -0.3% | 36.1% | 28.3% | 22.8% | 49.3% |
| Passenger Cars | 32,442 | 28,042 | 4,400 | 33,560 | 27,485 | 6,075 | 43,714 | 34,181 | 9,533 | 3.4% | -2.0% | 38.1% | 30.3% | 24.4% | 56.9% |
| Buses | 154 | 41 | 113 | 183 | 51 | 132 | 242 | 53 | 189 | 18.8% | 24.4% | 16.8% | 32.2% | 3.9% | 43.2% |
| Lorries | 2,359 | 1,207 | 1,152 | 3,174 | 1,670 | 1,504 | 3,422 | 1,629 | 1,793 | 34.5% | 38.4% | 30.6% | 7.8% | -2.5% | 19.2% |
| 2. Motorcycles > 50 cc | 6,251 | 6,135 | 116 | 4,904 | 4,737 | 167 | 6,300 | 6,054 | 246 | -21.5% | -22.8% | 44.0% | 28.5% | 27.8% | 47.3% |

Graph 6. New Motor Vehicles Circulation Licenses: January 2016 - May 2018



Graph 7. New Registrations of Motor Vehicles January - May 2018

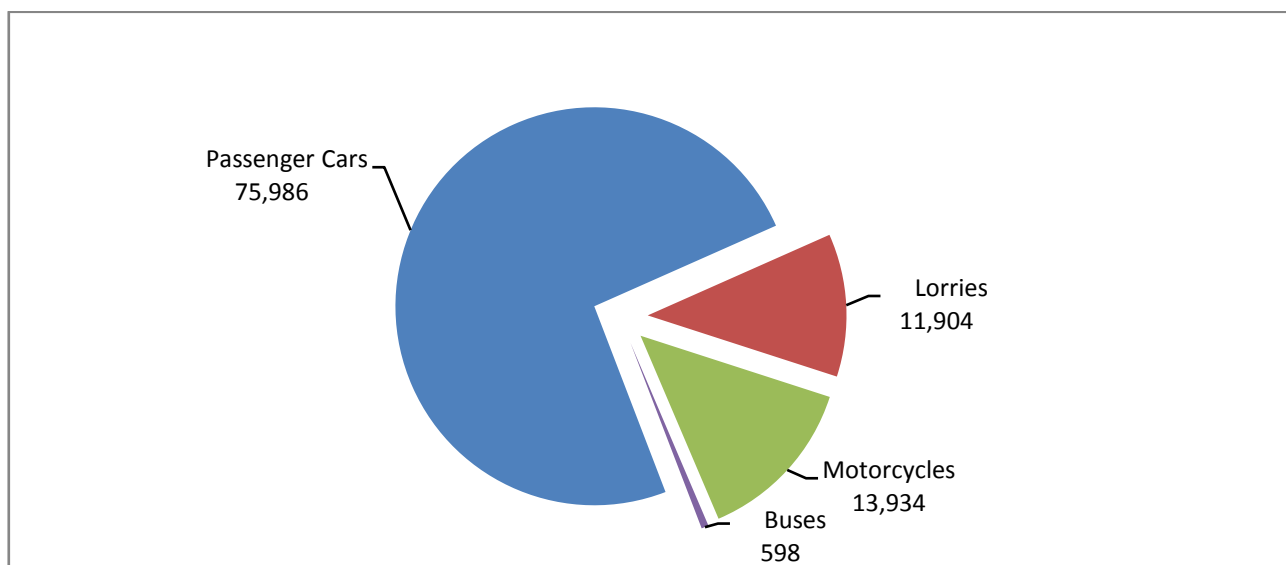


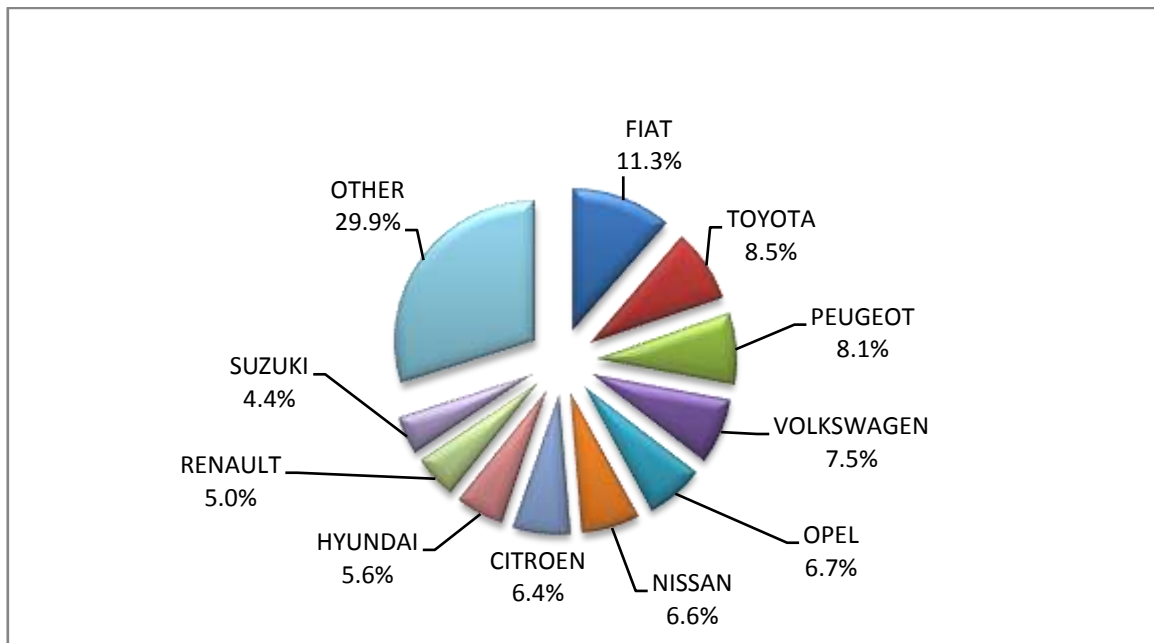
Table 4
Sales of new and used passenger cars by make: May 2018 and January - May 2018

| Make | Passenger cars | | | |
|------------------------|----------------|------|---------------|-------|
| | May | | January - May | |
| | new | used | new | used |
| ALFA LANCIA | - | - | - | 1 |
| ALFA ROMEO | 68 | 24 | 262 | 175 |
| ASTON MARTIN | - | - | - | 1 |
| AUDI | 274 | 37 | 1,235 | 240 |
| AUSTIN | - | - | - | 1 |
| AUTOBIANCHI | - | - | - | 2 |
| BENTLEY | - | - | 1 | 1 |
| BMW | 334 | 43 | 1,231 | 253 |
| BRM | - | - | - | 4 |
| CADILLAC | - | 1 | - | 3 |
| CARAVANS INTERNATIONAL | - | 1 | - | 1 |
| CHANGA CO | - | - | - | 1 |
| CHEVROLET | - | 110 | - | 442 |
| CHRYSLER | - | - | - | 9 |
| CITROEN | 798 | 203 | 2,557 | 1,084 |
| DACIA | 147 | 12 | 547 | 92 |
| DACIA, RENAULT | - | 1 | - | 1 |
| DAIHATSU | - | 48 | - | 258 |
| DE TOMASO | - | - | - | 1 |
| DETHLEFFS | - | 2 | - | 15 |
| DODGE | - | 1 | - | 2 |
| FERRARI | - | 3 | - | 5 |
| FIAT | 1,412 | 338 | 3,983 | 1,775 |
| FIAT-IVECO | - | - | - | 1 |
| FORD | 403 | 317 | 2,060 | 1,778 |
| HONDA | 35 | 99 | 270 | 440 |
| HYUNDAI | 694 | 224 | 2,569 | 1,121 |
| ISUZU | - | 1 | - | 1 |
| IVECO HOBBY | - | - | - | 1 |
| JAGUAR | 14 | 7 | 48 | 18 |
| JEEP | 170 | 2 | 554 | 14 |
| KIA | 475 | 74 | 1,440 | 328 |
| LADA | - | - | - | 2 |
| LAMBORGHINI | - | - | - | 1 |
| LANCIA | - | 23 | - | 135 |
| LAND ROVER | 16 | 17 | 73 | 86 |
| LEXUS | 6 | 1 | 26 | 9 |
| LMC | - | - | 1 | - |
| MARTIN | - | - | - | 2 |
| MASERATI | - | 1 | 2 | 3 |
| MAZDA | 1 | 42 | 2 | 217 |
| MERCEDES | 406 | 174 | 1,712 | 943 |
| MERCEDES Z.MANTOS | - | - | 32 | - |
| MG | - | 1 | - | 2 |
| MINI | 266 | 32 | 702 | 202 |
| MINI | 17 | 73 | 125 | 342 |
| MORGAN | - | - | - | 1 |

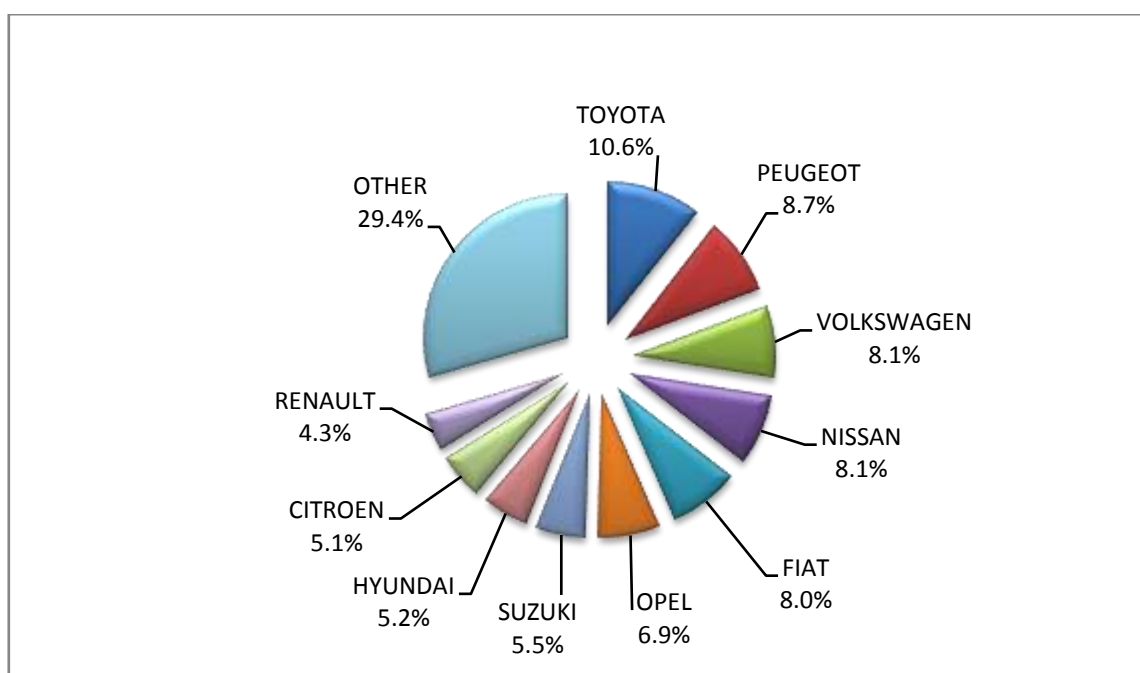
Table 4 (cont)
Sales of new and used passenger cars by make: May 2018 and January - May 2018

| Make | Passenger cars | | | |
|---|----------------|--------------|---------------|---------------|
| | May | | January - May | |
| | new | used | new | used |
| NISSAN | 825 | 333 | 4,015 | 1,641 |
| OPEL | 837 | 618 | 3,434 | 3,401 |
| PEUGEOT | 1,005 | 180 | 4,341 | 949 |
| PEUGEOT AUTO RIBEIRO | 1 | - | 117 | 1 |
| PONTIAC | - | - | - | 1 |
| PORSCHE | 13 | 10 | 40 | 43 |
| RANGE ROVER | 1 | 1 | 1 | 5 |
| RENAULT | 626 | 205 | 2,124 | 1,161 |
| RIMOR, XGO, BLUCAMP, KENTUCKY CAMP, AHORN | 1 | - | 1 | - |
| ROVER | - | - | - | 1 |
| SAAB | - | 2 | - | 7 |
| SEA / MOBILVETT | - | - | - | 5 |
| SEAT | 443 | 41 | 1,455 | 184 |
| SECMA | - | - | 2 | - |
| SKODA | 415 | 61 | 1,834 | 353 |
| SMART | 88 | 234 | 277 | 1,195 |
| SSANGYONG | 1 | - | 5 | 4 |
| SUBARU | 5 | 4 | 23 | 35 |
| SUZUKI | 545 | 166 | 2,737 | 961 |
| TATA | - | - | - | 2 |
| TESLA | - | 1 | 1 | 1 |
| TOYOTA | 1,054 | 974 | 5,266 | 5,238 |
| TRIUMPH | - | - | - | 4 |
| VOLKSWAGEN | 939 | 185 | 4,043 | 1,010 |
| VOLVO | 124 | 6 | 558 | 64 |
| TOTAL | 12,459 | 4,933 | 49,706 | 26,280 |

Graph 8. Sales of new passenger cars by make (May 2018)



Graph 9. Sales of new passenger cars by make (January - May 2018)



**Table 5
Sales of new and used lorries by make: May 2018 and January - May 2018**

| Make | Lorries | | | |
|-------------------------|---------|------|---------------|-------|
| | May | | January - May | |
| | new | used | new | used |
| BMW | - | 2 | - | 2 |
| CADILLAC | - | - | - | 1 |
| CHEVROLET | - | - | - | 1 |
| CHRYSLER | - | - | - | 2 |
| CITROEN | 33 | 52 | 169 | 259 |
| DACIA | 4 | 2 | 32 | 12 |
| DAF | 2 | 25 | 6 | 166 |
| DAF TECMEC A.E.B.E. | - | - | 1 | - |
| DAF A. & I. ΔΕΡΒΙΣΗ Ο.Ε | - | - | 1 | - |
| DAF ΤΑΞΙΑΡΧΟΥ | 1 | - | 1 | - |
| DAIHATSU | - | 1 | - | 4 |
| DENNIS EAGLE | - | - | - | 1 |
| DODGE | - | - | - | 5 |
| FIAT | 142 | 234 | 473 | 1,089 |
| FIAT DYNA TRAILERS S.A. | - | - | 2 | - |
| FIAT-IVECO | - | 6 | 1 | 33 |
| FORD | 99 | 179 | 508 | 889 |
| FORD A. KAOUSSIS SA | - | - | 2 | - |
| FORD STATHIS | - | - | - | 1 |
| GONOW | - | - | - | 1 |
| GREAT WALL MOTOR | - | - | - | 2 |
| HYUNDAI | - | 9 | 1 | 33 |
| INTRALL POLSKA | - | - | - | 1 |
| ISUZU | 15 | 16 | 96 | 99 |
| IVECO | 1 | 26 | 8 | 106 |
| IVECO MAGIRUS | - | 2 | - | 19 |

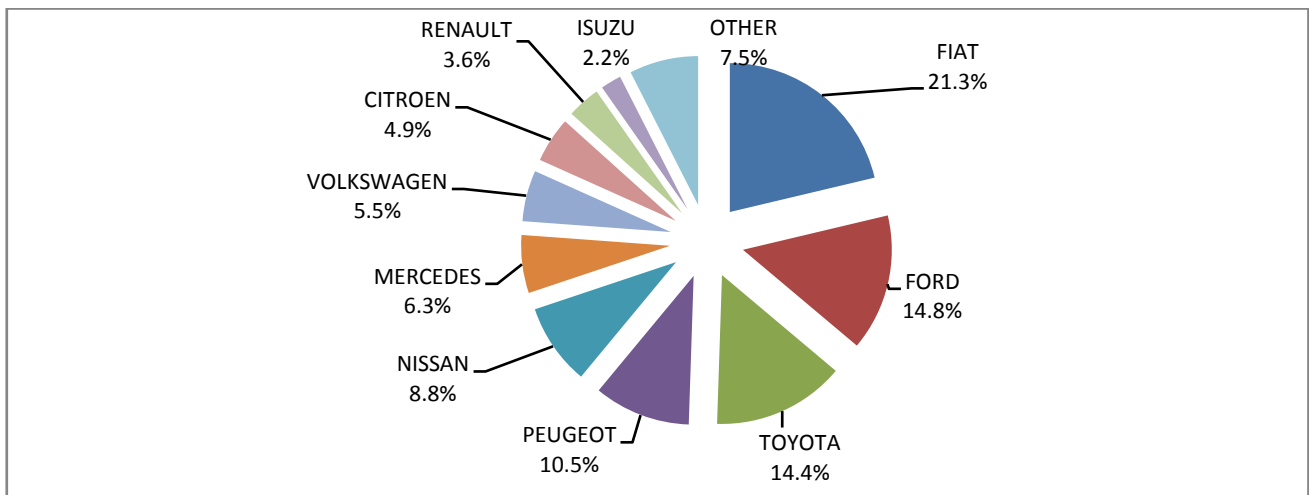
Table 5 (cont)
Sales of new and used lorries by make: May 2018 and January - May 2018

| Make | Lorries | | | |
|--|---------|------|---------------|-------|
| | May | | January - May | |
| | new | used | new | used |
| IVECO SPA | - | - | - | 3 |
| KIA | - | - | - | 4 |
| LAND ROVER | - | 4 | - | 7 |
| MAHINDRA | - | - | - | 2 |
| MAN | 1 | 66 | 9 | 301 |
| MAN A. KAOUSSIS SA | - | - | 10 | - |
| MAN DYNA TRAILERS S.A. | - | - | 5 | - |
| MAN B.ΚΑΡΑΒΙΑΣ & Ε.ΞΕΝΙΟΣ - ΚΑΞΕΚΩ Ο.Ε | 1 | - | 1 | - |
| MAN ΕΥΓΕΝΕΙΑΔΟΥ ΜΑΡΙΑ & ΣΙΑ Ο.Ε. | - | - | 3 | - |
| MAN ΖΑΚΟΣ GROUP Α.Β.Ε.Ε. | - | - | 2 | - |
| MAZDA | - | 20 | 2 | 158 |
| MERCEDES | 42 | 416 | 151 | 1,911 |
| MERCEDES Α&Ι ΔΕΡΒΙΣΗΣ | - | - | - | 2 |
| MERCEDES Α. ΚΑΟΥΣΣΙΣ SA | 3 | - | 19 | - |
| MERCEDES DYNA TRAILERS S.A. | 3 | - | 24 | - |
| MERCEDES F.X. MEILLER | - | - | - | 1 |
| MERCEDES RAUSCH GMBH & CO KG | - | - | - | 1 |
| MERCEDES SMYRLIADIS | - | - | 1 | - |
| MERCEDES ΘΕΟΧΑΡΗΣ ΝΤΟΥΝΑΣ | 3 | - | 11 | - |
| MERCEDES Σ.ΜΑΡΚΕΤΟΣ - Κ.ΤΑΛΑΡΟΣ ΕΠΕ | 1 | - | 1 | - |
| MERCEDES ΤΑΞΙΑΡΧΟΥ | - | - | 1 | - |
| MERCEDES ΤΣΙΛΙΜΠΑΡΗΣ ΣΠ. & ΣΙΑ Ε.Ε. | 1 | - | 1 | - |
| MITSUBISHI | 10 | 74 | 81 | 340 |
| MITSUBISHI DYNA TRAILERS S.A. | - | - | 1 | - |
| MITSUBISHI Α. ΚΑΟΥΣΣΙΣ SA | 1 | - | 2 | - |
| NISSAN | 59 | 115 | 257 | 584 |
| NISSAN THEODORIDIS TANK S.M.P.C. | 1 | - | 3 | - |
| NISSAN ΝΤΟΥΝΑΣ ΘΕΟΧΑΡΗΣ | - | - | 1 | - |
| OAF | - | - | - | 1 |
| OPEL | 13 | 88 | 67 | 432 |
| PEUGEOT | 70 | 45 | 379 | 240 |
| PFAU | - | - | - | 3 |
| PIAGGIO | 1 | 2 | 8 | 22 |
| PIAGGIO NEXTRA EVOLUTION | 1 | - | 1 | - |
| PIAGGIO & C SPA Α. ΚΑΟΥΣΣΙΣ SA | - | - | 1 | - |
| PSAUS | - | - | - | 1 |
| RAM | - | - | - | 1 |
| RENAULT | 24 | 99 | 87 | 512 |
| RENAULT ΑΡΜΑ ΠΑΝΤΕΛΙΔΗΣ | - | - | - | 1 |
| SCAM SRL | - | - | - | 1 |
| SCANIA | - | 42 | 5 | 208 |
| SEAT | - | - | - | 6 |
| SKODA | - | 5 | - | 32 |

Table 5
Sales of new and used lorries by make: May 2018 and January - May 2018

| Make | Lorries | | | |
|---------------------------|------------|--------------|---------------|--------------|
| | May | | January - May | |
| | new | used | new | used |
| SSANGYONG | - | - | - | 3 |
| STEYER | - | 1 | - | 2 |
| SUZUKI | - | 1 | - | 3 |
| TATA | - | - | - | 2 |
| TERBERG | - | - | - | 1 |
| TOYOTA | 96 | 46 | 466 | 346 |
| VOLKSWAGEN | 37 | 99 | 217 | 530 |
| VOLVO | 2 | 63 | 12 | 384 |
| VOLVO A. KAOUSSIS SA | - | - | 1 | - |
| VOLVO DYNA TRAILERS S.A. | - | - | 1 | - |
| VOLVO A. & I. ΔΕΡΒΙΣΗ Ο.Ε | - | - | 1 | - |
| TOTAL | 667 | 1,740 | 3,133 | 8,771 |

Graph 10. Sales of new lorries by make (May 2018)



Graph 11. Sales of new lorries by make (January - May 2018)

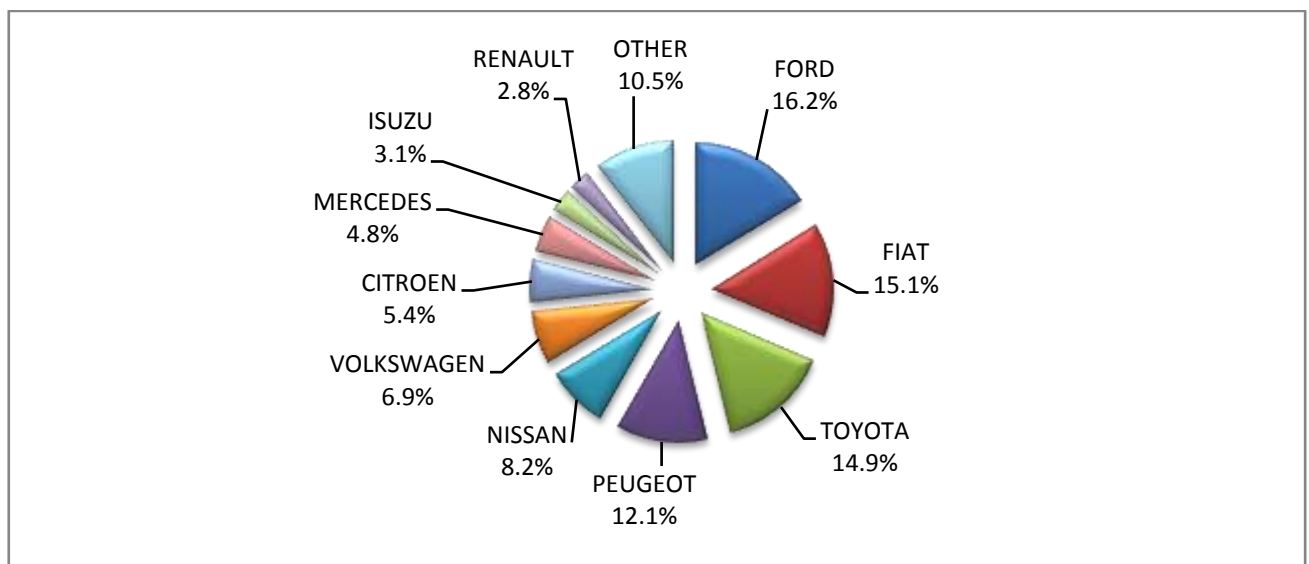
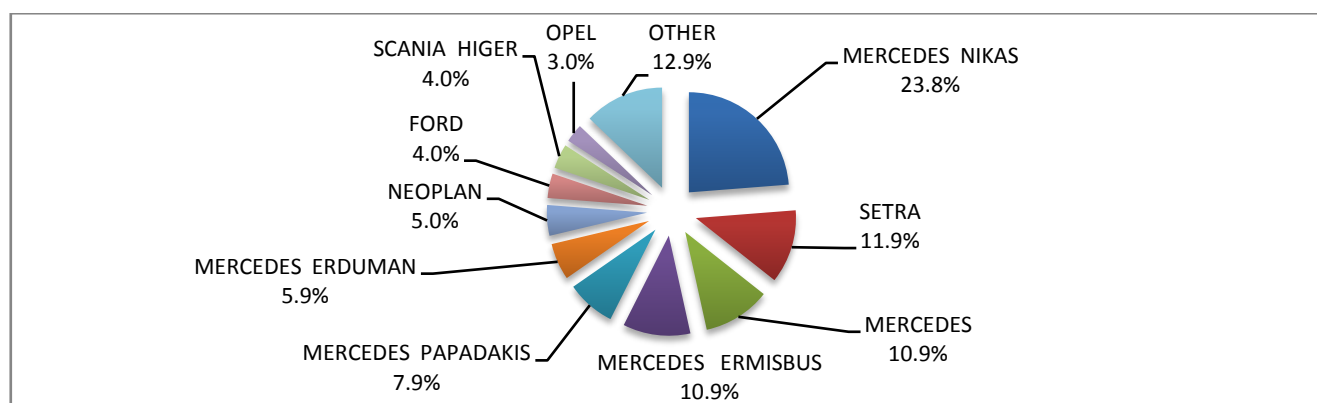


Table 6
Sales of new and used buses by make: May 2018 and January - May 2018

| Make | Buses | | | |
|--------------------|-----------|------------|---------------|------------|
| | May | | January - May | |
| | new | used | new | used |
| BOVA | 1 | 10 | 1 | 26 |
| DAF | - | - | - | 1 |
| EVOBUS | - | 5 | - | 10 |
| FIAT | - | 3 | - | 5 |
| FIAT IVECO | - | - | - | 2 |
| FORD | 3 | 2 | 4 | 12 |
| IRISBUS | - | - | - | 1 |
| IRIZAR | - | - | - | 1 |
| ISUZU | - | - | 1 | 1 |
| IVECO | - | - | 1 | 6 |
| IVECO NIKAS | - | - | 1 | - |
| KASSBOHRER | - | - | - | 1 |
| MAGYAR | - | 1 | - | 1 |
| MAN | - | 8 | - | 25 |
| MAN/NEOPLAN | - | - | 2 | - |
| MERCEDES | 2 | 89 | 11 | 267 |
| MERCEDES ERMISBUS | 7 | - | 11 | - |
| MERCEDES CENTO BUS | 1 | - | 1 | - |
| MERCEDES ERDUMAN | 3 | - | 6 | 1 |
| MERCEDES NIKAS | 13 | - | 24 | - |
| MERCEDES PAPADAKIS | - | - | 8 | - |
| MERCUS | - | - | - | 1 |
| NEOPLAN | 1 | 6 | 5 | 20 |
| OPEL | 1 | - | 3 | - |
| OTOKAR | - | 1 | 1 | 2 |
| PEUGEOT | - | 1 | - | 1 |
| RENAULT | - | 1 | - | 7 |
| SCANIA | - | 3 | - | 15 |
| SCANIA HIGER | - | - | 4 | - |
| SETRA | 1 | 7 | 12 | 47 |
| TEMSA | - | 5 | 3 | 19 |
| VAN HOOL | - | 1 | - | 9 |
| VOLKSWAGEN | - | 1 | - | 8 |
| VOLVO | - | - | - | 5 |
| VOLVO IRIZAR | - | - | 2 | - |
| XIAMEN KING LONG | - | 1 | - | 3 |
| TOTAL | 33 | 145 | 101 | 497 |

Graph 12. Sales of new buses by make (January -May 2018)



**Table 7
Sales of new and used motorcycles by make or manufacturer: May and January - May 2018**

| Make | Motorcycles | | | |
|---|-------------|------|---------------|------|
| | May | | January - May | |
| | new | used | new | used |
| AEON MOTOR | 2 | - | 2 | - |
| AGUSTA | - | - | - | 1 |
| AIE | - | - | - | 1 |
| APRILIA | 4 | 17 | 15 | 61 |
| ARCTIC CAT, MASSEY FERGUSON | - | - | - | 2 |
| ASKOLL | - | - | 1 | - |
| BAJAJ | 4 | - | 11 | - |
| BASHAN | 1 | 1 | 2 | 1 |
| BASHAN, APACHI, ISILDAR APACHI, ISILDAR, APACHE , ADVENTUREMOTORS | 1 | - | 1 | - |
| BENELLI | 35 | 1 | 107 | 2 |
| BENZHOU | - | 1 | - | 2 |
| BETA | 8 | - | 29 | 1 |
| BMW | 85 | 18 | 321 | 55 |
| BOMBARDIER RECREATIONAL PRODUCTS ING (BRP) | - | 1 | 2 | 2 |
| BRIXTON | 11 | - | 37 | - |
| CASALINI | - | 1 | - | 1 |
| CFMOTO | 2 | 1 | 7 | 2 |
| CG | - | - | 6 | - |
| DAELIM | 8 | 1 | 26 | 5 |
| DAYANG, DAYTONA MOTORS, NIPPONIA, KUBA | 66 | - | 251 | 2 |
| DAYANG, DAYTONA MOTORS, NIPPONIA, SALCANO | 317 | - | 992 | 1 |
| DAYTONA | 7 | - | 18 | 1 |
| DERBI | - | - | 3 | - |
| DONGFENG | - | - | 1 | - |
| DUCATI | 25 | - | 75 | 8 |
| EAGLE MOTORSPORTS | - | - | - | 1 |
| EVA, EMBUGGY, Vintage,Evangel | - | 2 | - | 2 |
| GAS GAS | - | - | - | 1 |
| GILERA | - | 3 | - | 8 |
| HAOJIAN, ZONTES, TAYO, Sharpon, IFINO, KIDEN, ZHONGYU, CUBTOM, DIYUN, NAMIN,TIM DERVI, VUKA, THUMP, RIPPER | 5 | - | 14 | - |
| HAOJIANG, SENKE, ZONTES, TAYO, YINGZHI, KIDEN, TANNY, ZHONGYU, RIPPER, REVATTO, ZIPP, RAFINZ, MONDIAL, FERRO, GB MOTORS | 3 | - | 8 | - |

Table 7 (cont.)
Sales of new and used motorcycles by make or manufacturer: May and January - May 2018

| Make | Motorcycles | | | |
|--|-------------|------|---------------|------|
| | May | | January - May | |
| | new | used | new | used |
| HARLEY DAVIDSON | 11 | 5 | 43 | 21 |
| HESHAN, GOUJI, NANLIAN, MOTORCYCLE INDUSTRY, ORCAL, AJS, HERALD MOTOR COMPANY,MACBOR, MOTOBİ | 1 | - | 2 | - |
| HONDA | 481 | 69 | 1,438 | 252 |
| HSUN, HISUN, APACHI, Mx, MASAI, HYTRACK, TRAPPER, PUMAREX, GEON, ASYAMOTOR, DAYTONA MOTORS, KRAL | 49 | - | 50 | 1 |
| HUSABERG | - | - | - | 2 |
| HUSQVARNA | 2 | 1 | 12 | 2 |
| HYOSUNG | - | - | 1 | - |
| INDIAN MOTORCYCLE | 4 | - | 16 | - |
| ITALCAR | - | - | - | 1 |
| ITALJET | - | - | - | 1 |
| JIAJI, HUATIAN, FEILING, LINTEX, GOMAX, SOMOTO, TECHMOOVE, TAURIS | - | - | 2 | - |
| JIAJUE, JINDING, LANYING, DHS, MIROMOTO, ALPHAMOTO, SPRINT, QLINK, MAXON, RICH MOTORS, EUROCKA(CKA), PEDA | - | - | 1 | - |
| JIAJUE, JOYRACE, MAXON, GINEVA MOTO, MONDIAL, UGUR, DERRACE, VIARELLI, Berini, MAGPOWER, ROMET MOTORS | 2 | - | 2 | - |
| JIALING, MOTORAN, TRAXX, SPADA, SKYWING, SPD, ASUS, RACING | 2 | - | 4 | - |
| JIANSHE | 1 | 1 | 6 | 1 |
| JIAYUAN | 8 | - | 33 | - |
| JINCHENG | - | - | 1 | - |
| JINLANG, ZIPP, HORS, IVA, Ariic, figuretta motorcycles fat boy, btc, agm, lintex, razory, romet, motors | - | - | 2 | - |
| JINLANG, ZUNDAPP, XHODNA, APGmoto, COLIBRI, RAZORY, VIARELLI, SUMCO, FLEX TECH, IVA, TNT moto | 1 | - | 8 | - |
| JLAJI, HUATIAN, FEILING, TUTU, EPM, Mondid, KINGWAY, ROMET MOTORS | - | - | 2 | - |
| JMSTAR, SHENKE, HUIBANG, JONWAY, MOTORAN, MINELLI, LAPO MOTORS | 1 | - | 2 | - |
| JONWAY, SHENKE, JMSTAR, HUIBAN | - | - | 1 | 1 |
| JOYNER | - | 1 | - | 1 |
| K.T.M | 1 | 1 | 1 | 1 |
| KAWASAKI | 42 | 4 | 112 | 21 |
| KENBO | - | - | 1 | - |
| KL | - | - | 1 | - |
| KTM | 34 | - | 147 | 7 |
| KWANG YANG | - | 1 | - | 8 |
| KYMCO | 308 | 74 | 669 | 200 |
| LAMBRETTA | 3 | - | 3 | - |
| LIFAN, SKYGO, HONLEI, BISAN-LIFAN, TRUVA, SALCANO, YUKI, RAMZEY, BRANSON, SUMCO, NEMO, XPLOERER, LEVO, ACONDA | 1 | - | 9 | - |
| LINHAI, KUBA, ONLINE, LHY | 23 | 1 | 39 | 2 |
| LONCIN, KINLON, LONGTING, KUBA, YUKI, MONDIAL, STMAX, KANUNI, MOTORAN, ASYA, QUSWA, PUMAREX, RALLY USA, MOD, CCM | 7 | - | 13 | - |
| LONGJIA, ITALJET, ORCAL, BEELINE, ROMET MOTORS, GEMINI, LEXMOTO,JAHANRO, VGA, DAYTONA MOTORS | 3 | - | 12 | - |
| LONGJIA, ORCAL, TNT MOTOR, BEELINE, VGA, ITALJET, GEMINI, lexmoto, Jahanro, italo, NECO | 17 | - | 50 | - |
| MALAGUTI | - | 1 | - | 4 |

Table 7 (cont.)
Sales of new and used motorcycles by make or manufacturer: May and January - May 2018

| Make | Motorcycles | | | |
|---|-------------|------|---------------|------|
| | May | | January - May | |
| | new | used | new | used |
| MBK | - | 1 | - | 7 |
| MELEX | 7 | - | 8 | - |
| MG MOTO | 5 | - | 19 | - |
| MGK HM | 239 | 1 | 901 | 3 |
| MINSK, ZONGSHEN, IRIBIS, MONDIAL, LEXMOTO, JUNAK, HONLEY, OVERBIKES | 3 | - | 3 | - |
| MODENAS | 1 | - | 3 | - |
| MONDIAL, PELPI INTERNATIONAL | 1 | - | 1 | - |
| MOTO GUZZI | 7 | - | 16 | 2 |
| MOTO S.P.A | - | - | 11 | - |
| MV AGUSTA | 1 | - | 6 | 1 |
| MZ | 1 | - | 1 | - |
| MZ MOTORRAD | 5 | - | 5 | - |
| NIPPI | - | - | - | 1 |
| NIPPONIA | - | - | - | 1 |
| ORCAL | - | - | 1 | - |
| PEUGEOT | 22 | - | 78 | 1 |
| PIAGGIO | 848 | 54 | 2,361 | 176 |
| PIONEER, LEXMOTO, PULSE, BULLIT, HERALD, WOTTAN, EURO MOTORS, VERVEMOTO, SP BIKE, EXPLORER, RIDE | 1 | - | 1 | - |
| PIONEER, LEXMOTO, PULSE, BULLIT, OMAKS, JHC, ASYA, MONDIAL, KUBA,ACE | 1 | - | 2 | - |
| POLARIS | 3 | - | 18 | - |
| QINGQI, CLEVELAND CYCLEWERKS ACE, CLEVELAND ACE, CLEVELAND CYCLEWERKS ACE DELUXE | 1 | 1 | 12 | 1 |
| QINGQI, KADIRGA | 1 | - | 1 | - |
| QINGQI, PIONEER, i-moto, SUPERBYKE, KENROD, QLINK,YUKI, SACHS-Bikes, DAYTONA | 2 | 1 | 9 | 1 |
| QINGQI, YUKI, KARCHER, DAYTONA, SINNIS, KREIDLER | 4 | - | 4 | - |
| QJ, QJIANG, KEEWAY, LEONE, KUBA, RKS, EMPIRE KEEWAY, BENELLI, TELL, KREIDLER, KSR MOTO, GENERIC, EXPLORER, RIDE | 1 | - | 2 | - |
| QJ, QJIANG, KEEWAY, LEONE, KUBA, RKS, TELL, EMPIRE KEEWAY, BENELLI, VENGO | 28 | - | 49 | - |
| QJ, QJIANG, KEEWAY, LEONE, TELL, KUBA, RKS, BENELLI, VENGO | 12 | - | 30 | - |
| QUADDY | - | - | 1 | - |
| QUADRO | - | - | - | 1 |
| REGAL-RAPTOR, CAJERO, AJS, YUK | - | - | - | 1 |
| RENAULT | - | - | - | 1 |
| RIYA, HONLING, YAMAKOYO, TIANYING, GOES, SANYOU, BM, FUN BIKE, WOTTA | - | - | 1 | - |
| SANYANG | - | 2 | - | 5 |
| SANYOU, TARO, CHUANGTAI, GOES, JUNAK, WOTTAN, BARTON MOTORS, MAGPOWER, CAPIRELLI, OVERBIKES, PEDA | - | - | 2 | - |
| SHANYANG, ATLAS PANTHER, YAMAZUKI MOTO, MOTORKING, Hirlee, XB | 12 | - | 36 | - |
| SHERCO | - | 1 | 3 | 2 |
| SHINERAY | 2 | - | 5 | - |
| SHINERAY, KUDAKI | 1 | - | 1 | - |
| SHINERAY, MASH, SCRAMBLER, MONDIAL, DERRACE | - | - | 1 | - |
| SHINERAY, MONDIAL, DAYTONA MOTORS, WK, ROMET MOTORS, MASH, M1NSK, WK BIKES | 4 | - | 8 | - |

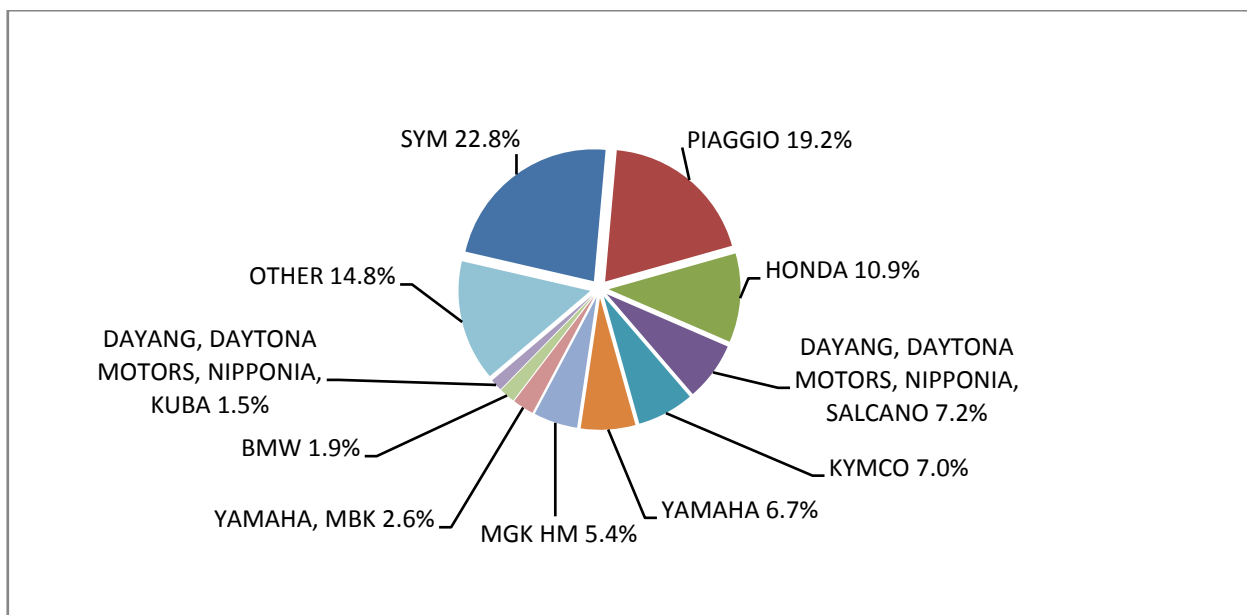
Table 7 (cont.)
Sales of new and used motorcycles by make or manufacturer: May and January - May 2018

| Make | Motorcycles | | | |
|--|-------------|------|---------------|------|
| | May | | January - May | |
| | new | used | new | used |
| SINNIS | - | - | - | 1 |
| SKYTEAM, SACIN, METALCO, SOKUDO, BAZUKA, MINICO, MOTOS BORDOY, SUMCO, ROXON, CSR, MONKEY BIKES, FAZTEK | 3 | - | 10 | - |
| SKYTEAM, SASIN, CSR, METALCO, SOKUDO, BAZUKA, MINICO, MOTOSBASI | 6 | - | 16 | - |
| SUZUKI | 61 | 27 | 222 | 91 |
| SYM | 1,007 | 22 | 2,677 | 50 |
| TAYO, HAOJIANG, ZHONGYU, THUMP, THUMPSTAR, KIDEN, ZONTES, Junak, SENKE, TANNY, TYAN, ROMET | 4 | - | 13 | - |
| TIANYING, RIYA, HONGYUNDA, TYM, HONLING, TAMCO, ALISON, DMK MOTORS, WLIE, LEEWAY, WLXQ, AP Gmoto, ALFA | 13 | - | 26 | - |
| TIANYING, RIYA, QISHENG, YAMAKOYO, HONGLING, ZIPP, TOROS, ROMET, ROMET MOTORS, ROUTER, VENTO, ASYA, BENYCO, BARA | - | - | 4 | - |
| TM RACING | 1 | - | 1 | - |
| TOMBERLIN | - | - | - | 1 |
| TRIUMPH | 21 | - | 70 | 8 |
| URAL | - | - | 1 | - |
| WANGYE, SANBEN, UM, KENOS, SUPERBYKE, MDC, MISTRAL, STREET ELEGANCE, 4WMOTO, RIVERO, VIKERS, ZIPP, SANLI, GOWINN | 12 | - | 34 | - |
| WANGYE, SANBEN, UM, MONDIAL, KENOS, SUPERBYKE, RIALLI, MDC, Street Elegance, 4WMOTO, MISTRAL, RIVERO, VIKERS | 12 | - | 24 | - |
| WONJAN, SAMADA | 2 | - | 2 | - |
| WUYANG | - | - | 1 | - |
| XGJAO | 3 | - | 4 | - |
| XGJAO, YUAN, SKYJET, KAISAR | 2 | - | 5 | - |
| XGJAO, ZIPP, TOROS, ROMET, ROMET MOTORS, ROUTER, VEEROAD, DAYTONA MOTORS, GEMINI, MH MOTORCYCLES, MTG MOTORS | 11 | - | 15 | - |
| XINLING, HEROWAY, LEDOW | - | - | 7 | - |
| YAMAHA | 295 | 94 | 868 | 329 |
| YAMAHA, MBK | 116 | 1 | 236 | 1 |
| YINGANG, BENYI, ROMET MOTORS, YUKI, ROUTER, MOTORAN, DAYTONA MOTORS, M1NSK, KUBA, MONDIAL | - | - | 5 | - |
| YINXIANG, KENBO | 1 | - | 4 | - |
| YINXIANG, KENBO, JLM, FEKON, RTM, HILTON, DAICHI, EHSAN, PARVAZ, PMS, ARSHAD, NATALI, SAHAR, MSM BRAVIA | - | - | 1 | - |
| YINXIANG, KENBO, VENOM, CHEETA, ZIPP, NEMO, FEKON, ANATOLIA, CANBO | 1 | - | 2 | - |
| YINXIANG, MONDIAL, GEMINI, TCB | 1 | - | 2 | - |
| YIYING, BENZHOU, EAGLE-GING, AIYUMO, RAZZO | - | - | - | 1 |
| ZERO ENGINEERIN | - | - | - | 3 |
| ZHONGNENG, ASYA, daDo, ZNEN, Baron | - | 1 | - | 2 |
| ZHONGNENG, ZNEN, AGM, AJS, YUKI, COLIBRI, EUROCKA, BTC, NOVA MOTORS, LEXMOTO, Actionbikes Motors, FLEX TECH | 32 | - | 64 | - |
| ZHONGNENG, ZNEN, DADO, DIRECT BIKES, GOWINN, VIVACOX, NECO, AGM, LEE, ASYA | 1 | - | 2 | 1 |
| ZONGSHEN, ZIP STAR, Lexmoto, ICONE, VORTEX, M1NSK, MACBOR, MONDIAL, ROMET MOTORS | 1 | - | 1 | - |
| ZONGSHEN, ZIP STAR, ZEALSUN, KENTOYA, MOTOROMA, PRONAR, KEEWAY, MOTOVELO, ASYA | 6 | - | 14 | 1 |

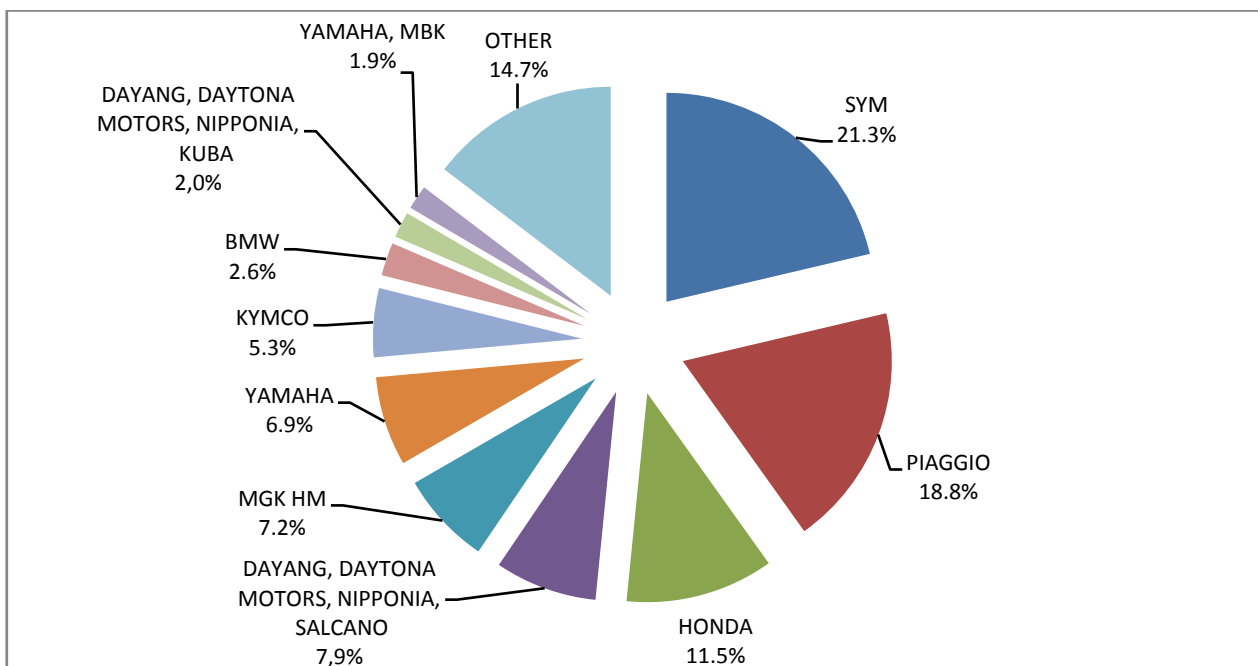
Table 7 (cont.)
Sales of new and used motorcycles by make or manufacturer: May and January - May 2018

| Make | Motorcycles | | | |
|--|--------------|------------|---------------|--------------|
| | May | | January - May | |
| | new | used | new | used |
| ZONGSHEN, ZIP STAR, ZEALSUN, RYMCO | 2 | - | 4 | - |
| ZONGSHEN, ZIPSTAR, ICONE, JUNAK, Lexmoto, MH Motorcycles, MINSK, MONDIAL, ROMET MOTORS, SINNIS | 1 | - | 1 | - |
| ZONGSHEN, ZIPSTAR, ZEALSUN, KENTO | 2 | - | 6 | - |
| ZXMCO, ZHONGXING, BEWHEEL, TURBHO, RAZZO, MOTORAN, RABBIT MOTORS | - | - | 1 | - |
| TOTAL | 4,416 | 412 | 12,555 | 1,379 |

Graph 13. Sales of new motorcycles (May 2018)



Graph 14. Sales of new motorcycles (January - May 2018)



EXPLANATORY NOTES

| | |
|---|--|
| Survey on the issuing of new road motor vehicle circulation licenses | The survey on the issuing of new motor vehicle circulation licenses is a census survey. The released data give information, at country level, on the brand and type of the motor vehicle, as well as whether it is new or used. The survey does not include vehicles that move on rails, trolley busses, agricultural tractors and machinery. In addition, the following are excluded: all motor vehicles of the Armed Forces, Police, Fire Brigade, State Services, Diplomatic Corps, Foreign Missions, and Invalids of Wars, as well as motorcycles with a cylinder capacity less than 50 cc. |
| Legal basis | Law 3832/2010 |
| Reference Period | May 2018 |
| Coverage | The production of monthly data is based on the registers held by the Ministry of Infrastructure, Transport and Networks, which records all the monthly changes observed in the vehicle registration licenses at country level. |
| Definitions | <p>Road motor vehicle is any vehicle that, irrespective of the number of wheels, is moved by an engine and is designed to transport persons or cargo or both of them, either they are on the same single vehicle or on a trailer carried by the main motor vehicle.</p> <p>New road motor vehicle is any motor vehicle that is registered for the first time in Greece during the reference month and has not been put into circulation in any other country.</p> <p>Used motor vehicle is any motor vehicle that is registered for the first time in Greece and has been imported as a used one from abroad</p> <p>Passenger motor vehicle: it is a motor vehicle designed to carry mostly people, having no more than 9 seats, including the driver's seat.</p> <p>Bus: it is a motor vehicle, which is designed to carry mostly people, having more than 10 seats, including the driver's seat. (In the corresponding tables of this Press Release, this category also includes articulated buses.)</p> <p>Lorry: it is motor vehicle designed to carry mostly cargo. (In the corresponding tables of this Press Release, this category also includes tractors, tow trucks, articulated tractors, and trucks with trailers).</p> <p>Motorcycle: any two-wheeled motor vehicle, with or without sidecar, with maximum authorized design speed over 45 km/h, or in case it is powered by a combustion engine, with a cylinder capacity of 50 cc or over (In the corresponding tables of this Press Release, this category also includes the three-wheeled motor vehicles – motor tricycles).</p> <p>Tricycle motor vehicle: it is a motor vehicle with three symmetrical wheels with maximum authorized design speed over 45 km/h, or in case it is powered by a combustion engine, with a cylinder capacity over the 50 cc. This category also includes four-wheel vehicles, except the light four-wheel motorcycles, whose empty vehicle tare (excluding the weight of the fuel or mixture of fuel-oil or the weight of the batteries for electric cars) is up to 400 kg in the case the vehicle is designed for passenger use or up to 550 kg in case the vehicle is designed to carry cargo and whose engine is up to 15KW.</p> |
| Methodology | Exhaustive Survey. The primary data derive from the Ministry of Infrastructure, Transport and Networks and are based on the issuing of new circulation licenses as they are registered by the Regional Offices for Transport and Communications. |
| References | More information (graphs, tables) concerning the survey on the issuing of new motor vehicle circulation licenses are available on the webpage of ELSTAT, www.statistics.gr , under the link http://www.statistics.gr/en/statistics/-/publication/SME24/ |