



PRESS RELEASE

ISSUING OF MOTOR VEHICLE LICENSES: APRIL 2021

The Hellenic Statistical Authority announces that in April 2021, 18,352 road motor cars (both new and used from abroad) were put into circulation for the first time, recording a 355.3% increase compared with the corresponding month of 2020 when the number of road motor cars was 4,031. In April 2020, an 80.6% decrease had been observed in comparison with the corresponding month of 2019 (Table 1, Graphs 1,2,3,5). A total number of 11,069 new cars were put into circulation in April 2021 compared with 2,878 in April 2020, recording a 284.6% increase.

The new motorcycles over 50cc (both new and used from abroad) that were put into circulation for the first time in April 2021 amounted to 4,776, against 988 in 2020, thus recording a 383.4% increase. In April 2020, a 72.9% decrease had been observed in comparison with the corresponding month of 2019 (Table 1, Graph 4). Out of the above motorcycles 4,361 were new, while the corresponding figure in April 2020 was 922, recording a 373.0% increase.

During the period January - April 2021, 64,530 road motor cars (both new and used from abroad) were put into circulation for the first time, representing an increase of 25.4% compared to the corresponding period of 2020 when the number of road motor cars was 51,445. During the period January - April 2020 a decrease of 30.5% had been observed in comparison with the corresponding period of 2019 (Table 3, Graphs 6,7). Out of the above number of road motor cars that were put into circulation, from January to April 2021, 36,943 were new, while the corresponding number during the respective period of 2020 was 25,816, recording an increase of 43.1%.

During the period January - April 2021 the circulation of new motorcycles over 50cc (both new and used from abroad) amounted to 12,691 against 7,704 in 2020, thus representing a 64.7% increase. A decrease of 24.5% had been observed during the period January - April 2020 in comparison with the corresponding period of 2019 (Table 3, Graphs 6,7). A total number of 11,470 new motorcycles were put into circulation, from January to April 2021, compared with 7,008 during the corresponding period of 2020, recording a 63.7% increase.

Information on methodological issues:

Sectoral Statistics Division

Transport Statistics Section

Pota Tzortzi, Konstantinos Menexes

Tel: +30 213 135 2187, +30 213 135 3055

e-mail: p.tzortzi@statistics.gr, k.menexes@statistics.gr

Information for data provision:

Tel: +30 213 135 2022

e-mail: data.dissem@statistics.gr

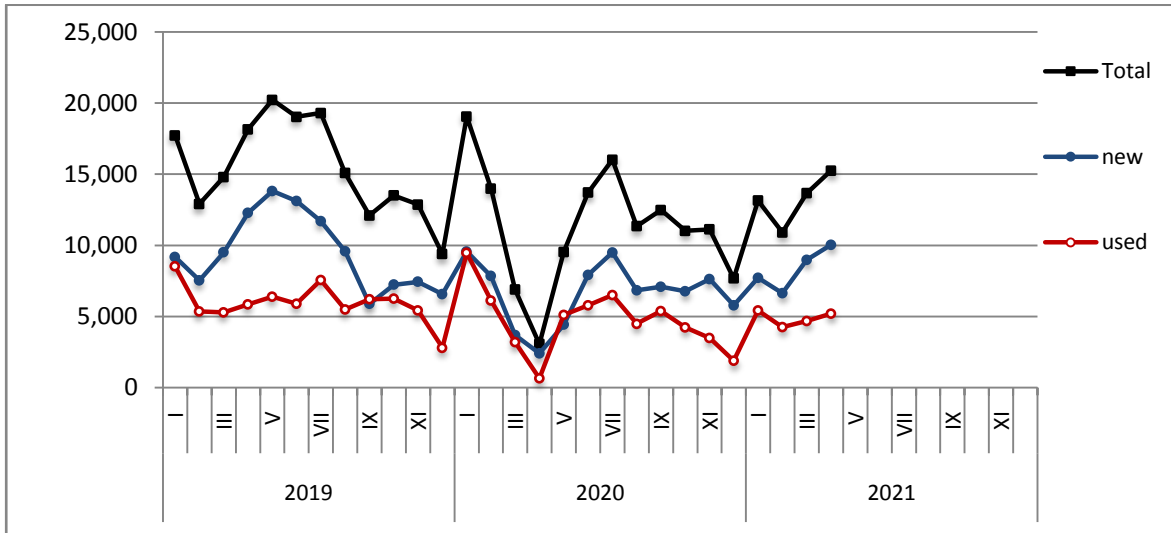
Table 1. Road motor vehicles, both new and used, put into circulation for the first time in Greece: April 2019 - 2021

Category of Road Motor Vehicles	April									Change (%)					
	2019			2020			2021			2020/2019			2021/2020		
	Total	New	Used	Total	New	Used	Total	New	Used	Total	New	Used	Total	New	Used
Greece, total															
Road Motor Vehicles,total	24,450	16,318	8,132	5,019	3,800	1,219	23,128	15,430	7,698	-79.5%	-76.7%	-85.0%	360.8%	306.1%	531.5%
1. Road motor cars	20,808	12,996	7,812	4,031	2,878	1,153	18,352	11,069	7,283	-80.6%	-77.9%	-85.2%	355.3%	284.6%	531.7%
Passenger Cars	18,147	12,294	5,853	3,080	2,427	653	15,252	10,043	5,209	-83.0%	-80.3%	-88.8%	395.2%	313.8%	697.7%
Buses	183	40	143	109	7	102	100	34	66	-40.4%	-82.5%	-28.7%	-8.3%	385.7%	-35.3%
Lorries	2,478	662	1,816	842	444	398	3,000	992	2,008	-66.0%	-32.9%	-78.1%	256.3%	123.4%	404.5%
2. Motorcycles > 50 cc	3,642	3,322	320	988	922	66	4,776	4,361	415	-72.9%	-72.2%	-79.4%	383.4%	373.0%	528.8%
Prefecture of Attica															
Road Motor Vehicles,total	12,633	9,950	2,683	2,947	2,518	429	12,325	9,447	2,878	-76.7%	-74.7%	-84.0%	318.2%	275.2%	570.9%
1. Road motor cars	10,994	8,379	2,615	2,401	1,990	411	10,220	7,435	2,785	-78.2%	-76.3%	-84.3%	325.7%	273.6%	577.6%
Passenger Cars	10,220	8,046	2,174	1,944	1,659	285	9,117	6,895	2,222	-81.0%	-79.4%	-86.9%	369.0%	315.6%	679.6%
Buses	61	20	41	8	3	5	17	4	13	-86.9%	-85.0%	-87.8%	112.5%	33.3%	160.0%
Lorries	713	313	400	449	328	121	1,086	536	550	-37.0%	4.8%	-69.8%	141.9%	63.4%	354.5%
2. Motorcycles > 50 cc	1,639	1,571	68	546	528	18	2,105	2,012	93	-66.7%	-66.4%	-73.5%	285.5%	281.1%	416.7%

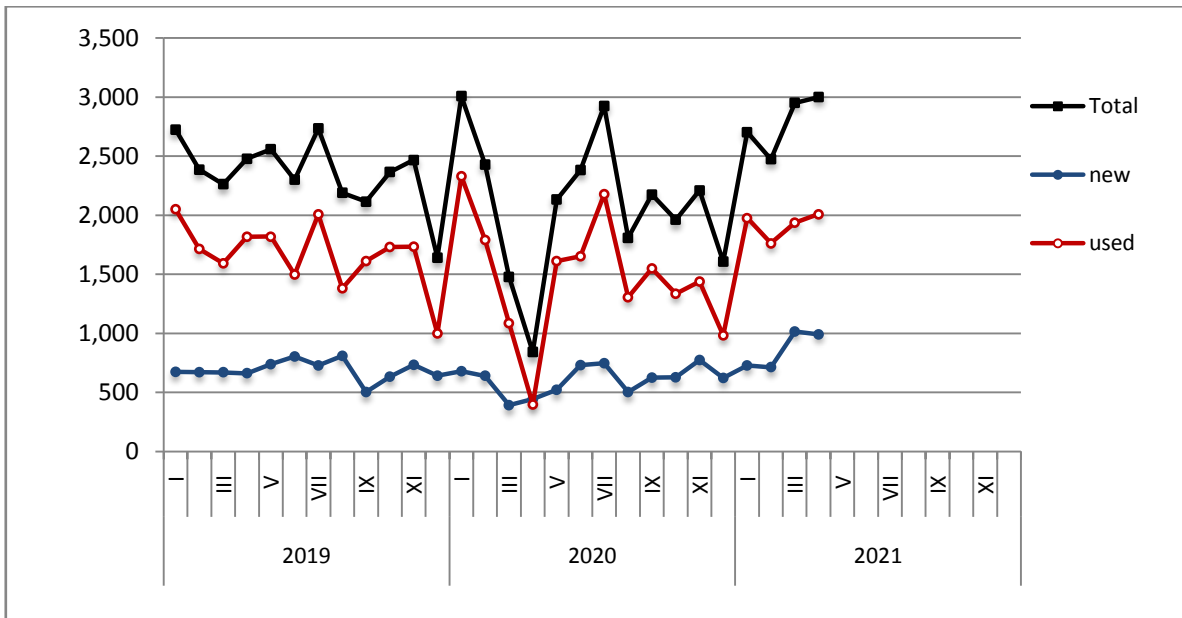
Table 2. Road motor vehicles, both new and used, put into circulation for the first time in Greece: May 2019 - April 2021

Category of Road Motor Vehicles	Average May 2019 - Apr. 2020			Average May 2020 - Apr. 2021			Change (%)		
							Average May 2020 - Apr. 2021 / Average May 2019 - Apr. 2020		
	Total	New	Used	Total	New	Used	Total	New	Used
Greece, total									
Road Motor Vehicles,total	19,300	11,921	7,379	18,269	11,522	6,747	-5.3%	-3.3%	-8.6%
1. Road motor cars	16,028	8,921	7,107	14,639	8,194	6,445	-8.7%	-8.1%	-9.3%
Passenger Cars	13,713	8,250	5,463	12,164	7,454	4,710	-11.3%	-9.6%	-13.8%
Buses	138	26	112	114	23	91	-17.4%	-11.5%	-18.8%
Lorries	2,177	645	1,532	2,361	717	1,644	8.5%	11.2%	7.3%
2. Motorcycles > 50 cc	3,272	3,000	272	3,630	3,328	302	10.9%	10.9%	11.0%

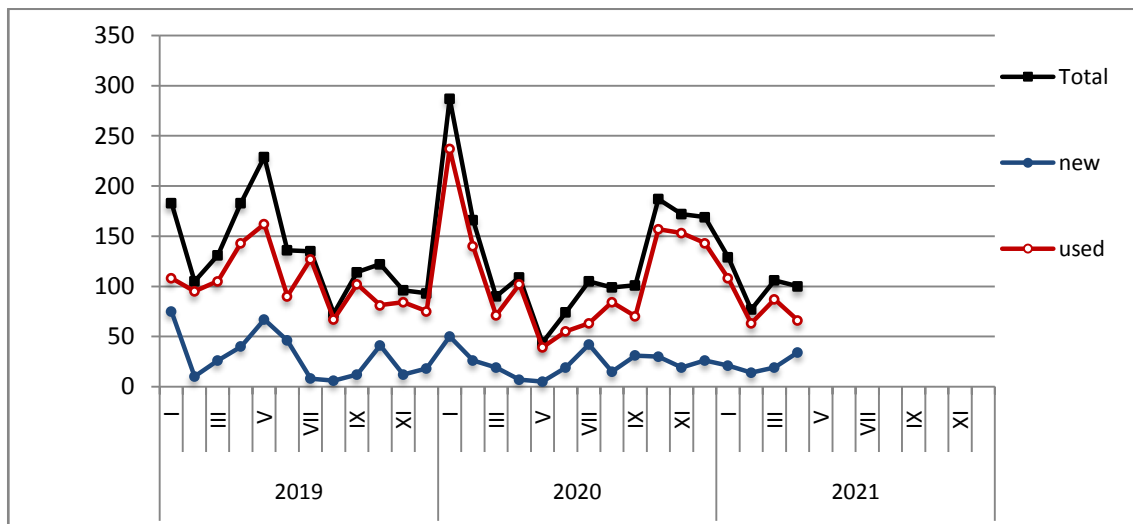
Graph 1: Passenger Cars (January 2019 – April 2021)



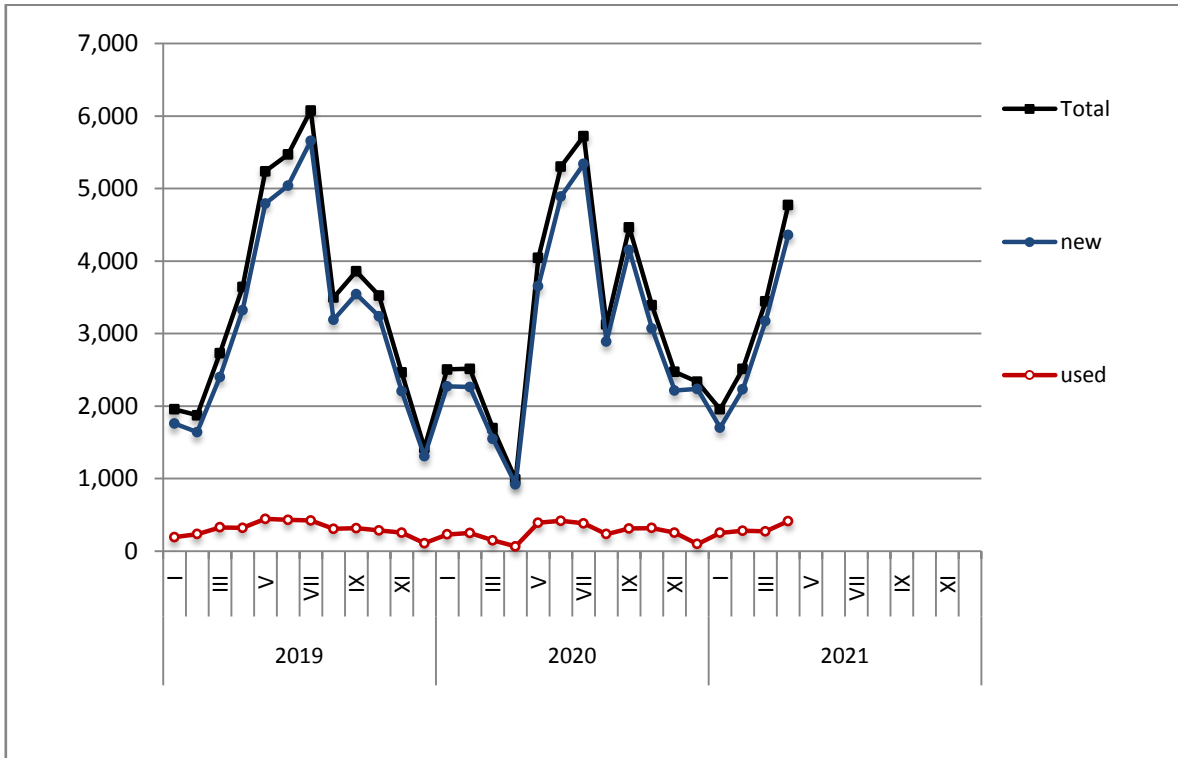
Graph 2: Lorries (January 2019 – April 2021)



Graph 3: Buses (January 2019 – April 2021)



Graph 4: Motorcycles (January 2019 – April 2021)



Graph 5: New Registrations of Motor Vehicles (April 2021)

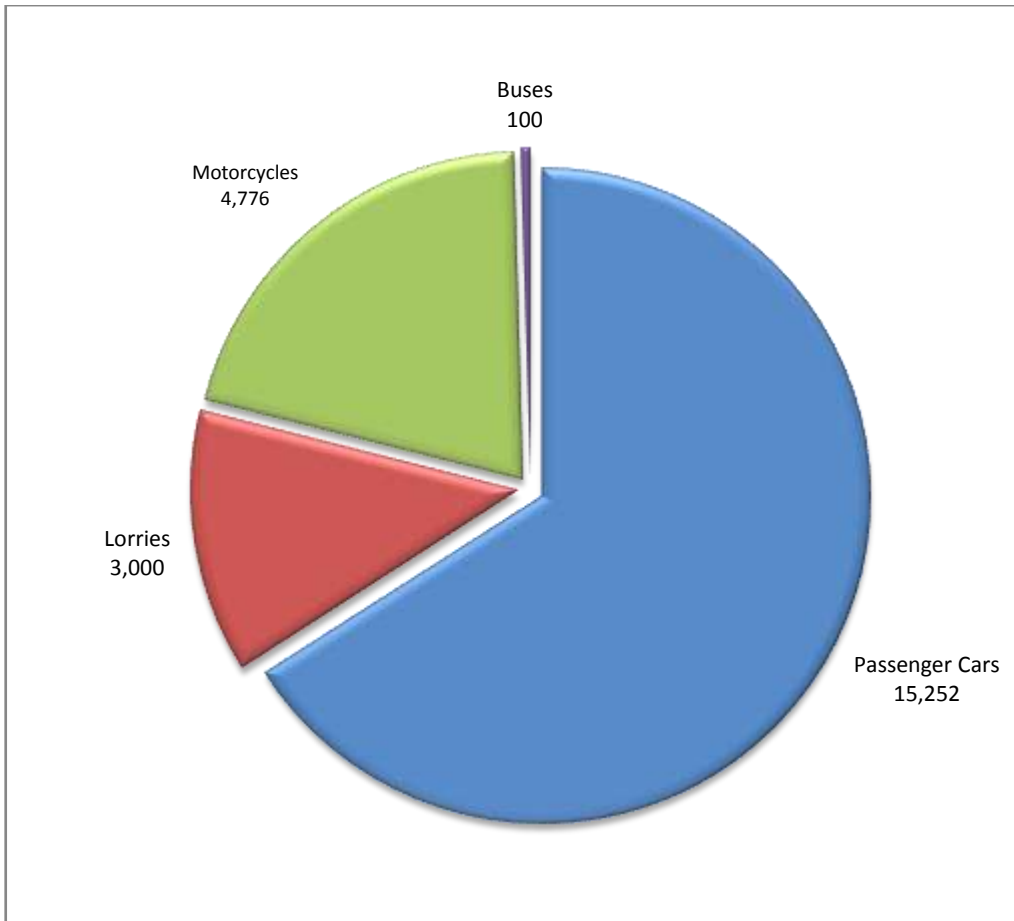
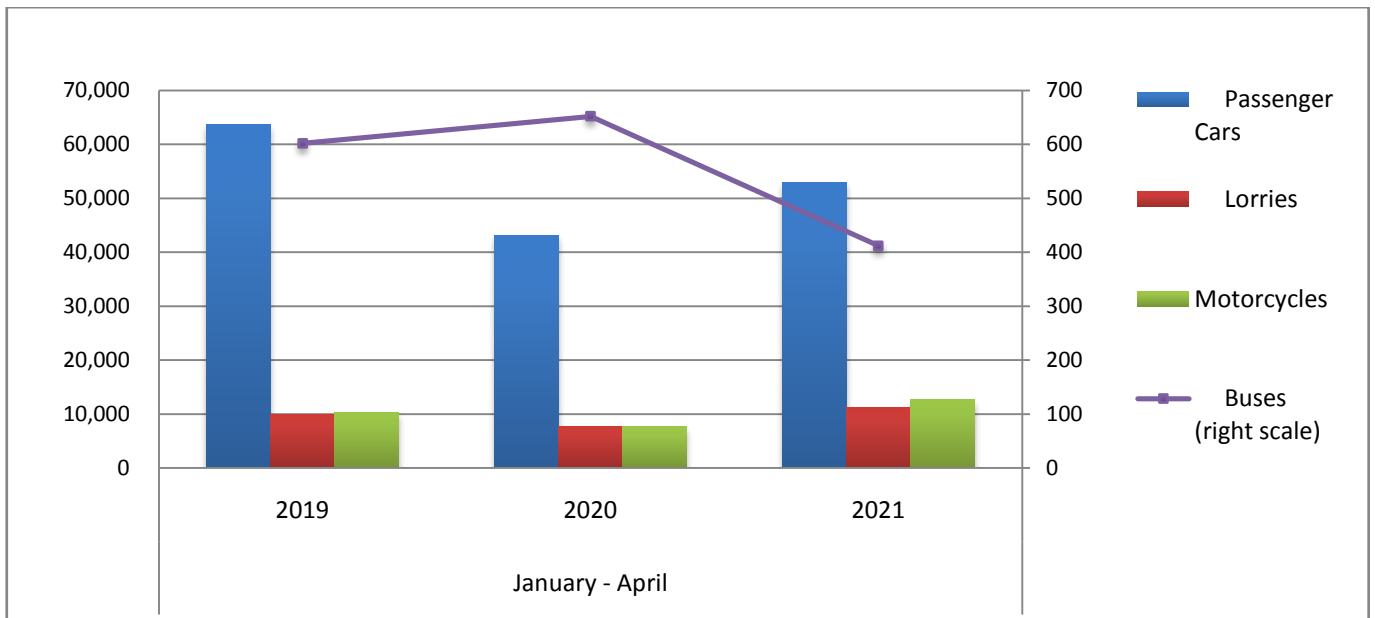


Table 3. Road motor vehicles, both new and used, put into circulation for the first time in Greece: January - April, years 2019 till 2021

Category of Road Motor Vehicles	January - April									Change (%)					
	2019			2020			2021			2020/2019			2021/2020		
	Total	New	Used	Total	New	Used	Total	New	Used	Total	New	Used	Total	New	Used
Greece, total															
Road Motor Vehicles, total	84,253	50,516	33,737	59,149	32,824	26,325	77,221	48,413	28,808	-29.8%	-35.0%	-22.0%	30.6%	47.5%	9.4%
1. Road motor cars	74,051	41,392	32,659	51,445	25,816	25,629	64,530	36,943	27,587	-30.5%	-37.6%	-21.5%	25.4%	43.1%	7.6%
Passenger Cars	63,598	38,562	25,036	43,037	23,558	19,479	52,990	33,407	19,583	-32.3%	-38.9%	-22.2%	23.1%	41.8%	0.5%
Buses	602	151	451	652	102	550	412	88	324	8.3%	-32.5%	22.0%	-36.8%	-13.7%	-41.1%
Lorries	9,851	2,679	7,172	7,756	2,156	5,600	11,128	3,448	7,680	-21.3%	-19.5%	-21.9%	43.5%	59.9%	37.1%
2. Motorcycles > 50 cc	10,202	9,124	1,078	7,704	7,008	696	12,691	11,470	1,221	-24.5%	-23.2%	-35.4%	64.7%	63.7%	75.4%
Prefecture of Attica															
Road Motor Vehicles, total	42,520	31,929	10,591	28,873	20,711	8,162	41,314	30,608	10,706	-32.1%	-35.1%	-22.9%	43.1%	47.8%	31.2%
1. Road motor cars	37,517	27,186	10,331	24,588	16,624	7,964	34,772	24,386	10,386	-34.5%	-38.9%	-22.9%	41.4%	46.7%	30.4%
Passenger Cars	34,576	25,869	8,707	21,921	15,368	6,553	30,663	22,437	8,226	-36.6%	-40.6%	-24.7%	39.9%	46.0%	25.5%
Buses	205	58	147	207	51	156	91	31	60	1.0%	-12.1%	6.1%	-56.0%	-39.2%	-61.5%
Lorries	2,736	1,259	1,477	2,460	1,205	1,255	4,018	1,918	2,100	-10.1%	-4.3%	-15.0%	63.3%	59.2%	67.3%
2. Motorcycles > 50 cc	5,003	4,743	260	4,285	4,087	198	6,542	6,222	320	-14.4%	-13.8%	-23.8%	52.7%	52.2%	61.6%

Graph 6. New Motor Vehicles Circulation Licenses: January – April, years 2019 till 2021



Graph 7. New Registrations of Motor Vehicles: January – April 2021

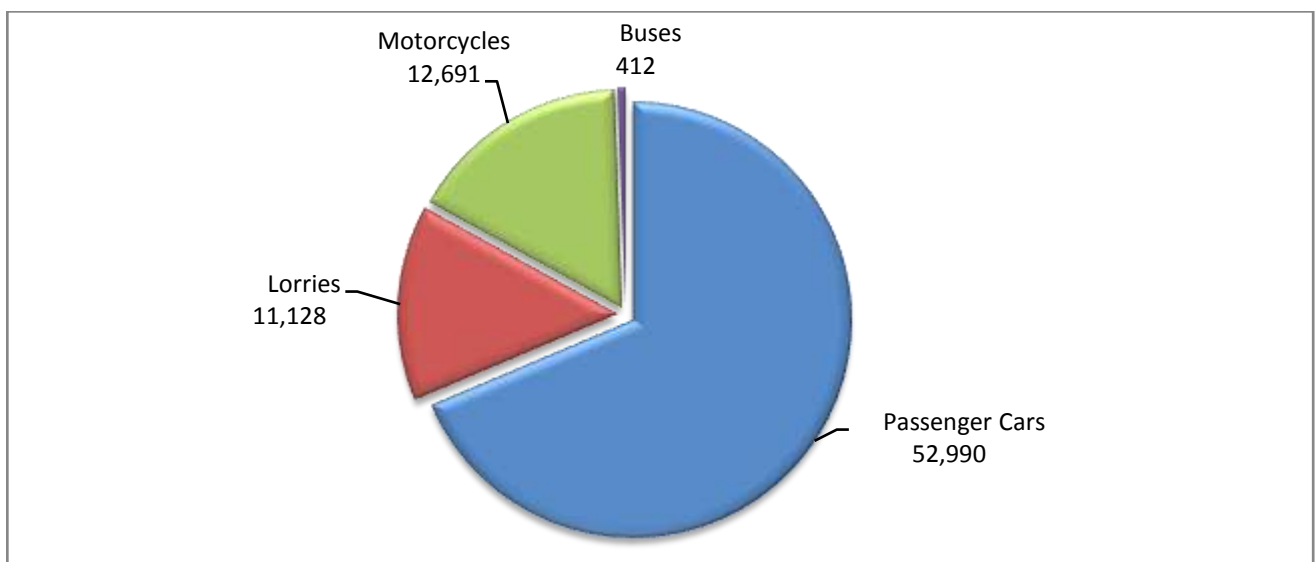


Table 4
Sales of new and used passenger cars by make: April 2021 and January - April 2021

Make	Passenger cars			
	April		January - April	
	new	used	new	used
ALFA ROMEO	5	77	15	245
ALPINA	1	-	2	-
ALPINE	-	-	-	1
ASTON MARTIN	-	1	-	3
AUDI	369	65	1,148	296
BENTLEY	-	1	-	2
BMW	410	118	1,370	479
BMW,MINI	-	-	-	1
CHEVROLET	-	32	-	164
CHRYSLER	-	3	-	3
CITROEN	127	143	444	557
CITROEN / DS	296	3	1,110	7
CUPRA	3	1	10	1
DACIA	188	84	567	309
DAIHATSU	-	10	-	46
DETHLEFFS	-	-	-	6
DODGE	-	-	-	1
DS	20	-	90	3
FERRARI	-	3	-	12
FIAT	383	338	982	1,169
FORD	296	404	1,264	1,597
HOBBY	-	1	-	1
HONDA	32	45	112	240
HUMER	-	-	-	1
HYMER	-	1	1	3
HYUNDAI	1,193	434	2,839	1,562
INFINITI	-	1	-	1
IVECO	-	-	-	1
JAGUAR	11	14	28	28
JEEP	100	13	461	55
KIA	447	96	1,210	342
KNAUS	-	1	-	1
LADA	-	-	-	3
LAMBORGHINI	-	1	-	5
LANCIA	-	12	-	50
LAND ROVER	33	39	187	158
LEXUS	14	4	51	25
LOTUS	-	-	-	1
MASERATI	-	1	1	3
MAZDA	16	29	94	76
MCLAREN	-	-	-	2
MERCEDES	541	239	1,618	791
MERCEDES ¹	-	-	3	-
MG	-	-	-	1
MIA ELECTRIC	-	-	-	1
MINI	195	31	655	140
MINI	14	48	87	212

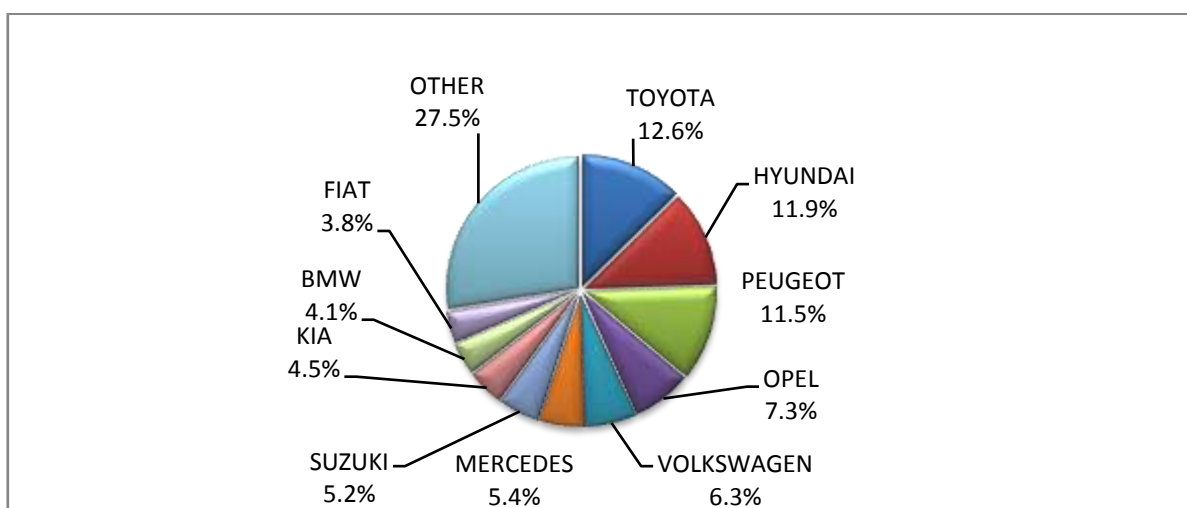
Table 4 (cont)
Sales of new and used passenger cars by make: April 2021 and January - April 2021

Make	Passenger cars			
	April		January - April	
	new	used	new	used
MPM MOTORS	-	-	-	1
NISSAN	324	406	1,337	1,470
NISSAN ¹	-	-	1	-
OPEL	736	395	2,272	1,586
PEUGEOT	1,156	229	3,919	822
PEUGEOT ²	1	-	21	-
PORSCHE	12	37	34	176
PSA AUTOMOBILES	-	-	2	-
RANGE ROVER	-	-	1	11
RENAULT	113	495	871	1,597
RIMOR, XGO, BLUCAMP, KENTUCKY CAMP, AHORN	-	1	-	1
ROLLER TEAM	-	-	1	1
ROLLS ROYCE	-	-	-	2
SAAB	-	1	-	7
SEA / MOBILVETT	-	-	-	1
SEAT	166	45	446	183
SKODA	236	129	945	407
SMART	7	196	23	744
SSANGYONG	-	1	-	3
SUBARU	3	6	11	23
SUZUKI	518	138	1,634	509
TESLA	26	3	194	10
TOYOTA	1,262	569	4,611	2,397
TRIGANO	-	1	-	3
TRIUMPH	-	-	-	1
VOLKSWAGEN	631	246	2,173	954
VOLKSWAGEN ¹	-	-	1	-
VOLVO	158	18	561	67
WARTBURG	-	-	-	2
TOTAL	10,043	5,209	33,407	19,583

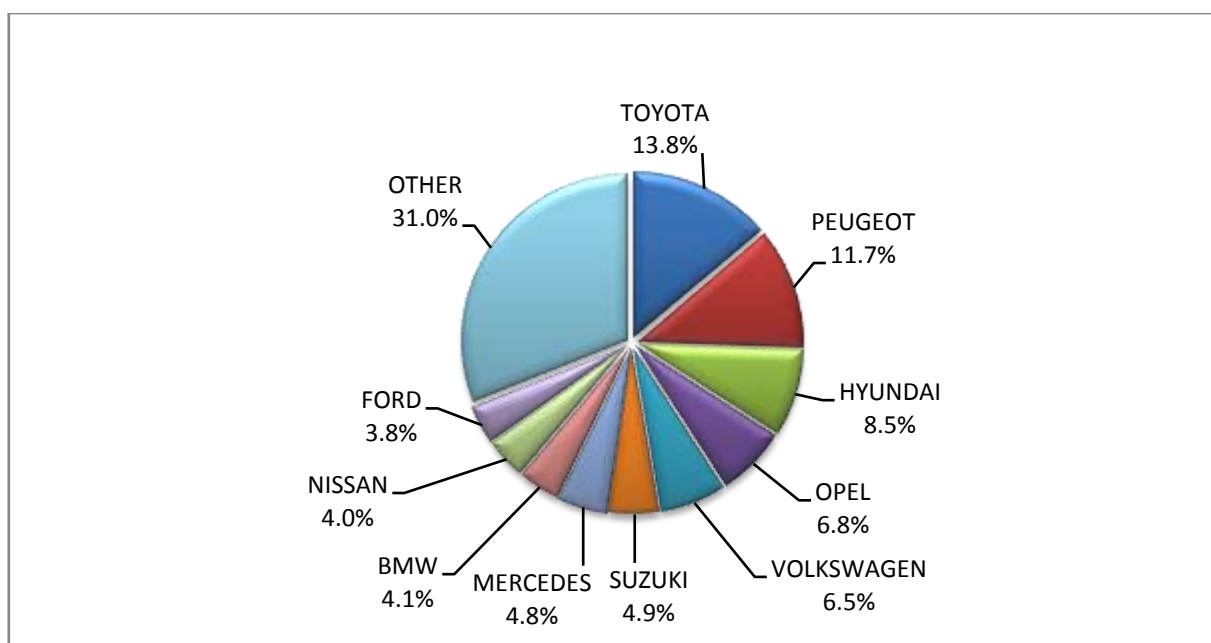
1 : With 2nd/3rd stage manufacturer in Greece.

2 : With 2nd/3rd stage manufacturer abroad.

Graph 8. Sales of new passenger cars by make (April 2021)



Graph 9. Sales of new passenger cars by make (January - April 2021)



**Table 5
Sales of new and used lorries by make: April 2021 and January - April 2021**

Make	Lorries			
	April		January - April	
	new	used	new	used
ALFA ROMEO	-	-	-	1
BMW	-	-	-	1
CHEVROLET	-	-	-	1
CHRYSLER	-	-	-	1
CIFA	-	-	2	-
CITROEN	64	52	382	233
DACIA	74	6	129	33
DAF	-	49	3	198
DAF ¹	4	1	11	1

Table 5 (cont)
Sales of new and used lorries by make: April 2021 and January - April 2021

Make	Lorries			
	April		January - April	
	new	used	new	used
DODGE	-	1	-	3
FCA US LLC	-	-	-	4
FIAT	131	201	401	811
FIAT-IVECO	-	3	-	18
FORD	170	238	687	957
FORD ¹	4	-	14	-
GINAF	-	-	-	1
GMS	-	-	-	1
GREAT WALL MOTOR	-	1	-	1
HYUNDAI	-	5	-	18
ISUZU	18	15	32	80
IVECO	-	31	8	101
IVECO ¹	1	-	39	1
IVECO ²	-	1	-	1
IVECO MAGIRUS	-	7	-	17
IZUZU	5	-	10	7
JEEP	1	1	1	4
KASSBOHRER	-	-	-	1
KIA	-	2	-	4
LAND ROVER	-	4	-	7
MAGIRUS	-	1	-	1
MAHINDRA	-	-	-	1
MAN	-	94	1	393
MAN ¹	7	-	11	1
MAXUS , LDV	-	-	1	-
MAZDA	-	4	-	41
MERCEDES	29	520	145	1,873
MERCEDES ¹	12	-	33	4
MERCEDES ²	-	-	-	2
MITSUBISHI	17	62	98	181
MITSUBISHI ¹	4	-	16	1
MOSCHOU CRANE	-	-	-	1
NISSAN	79	65	217	283
OAF	-	2	-	2
OPEL	29	79	84	284
PEUGEOT	119	57	430	232
PFAU	-	-	-	1
PIAGGIO	1	-	9	6
PIAGGIO ¹	-	-	4	-
PIAGGIO ²	1	-	1	-
RENAULT	4	133	19	448
SCANIA	-	88	4	324
SEAT	-	-	-	2

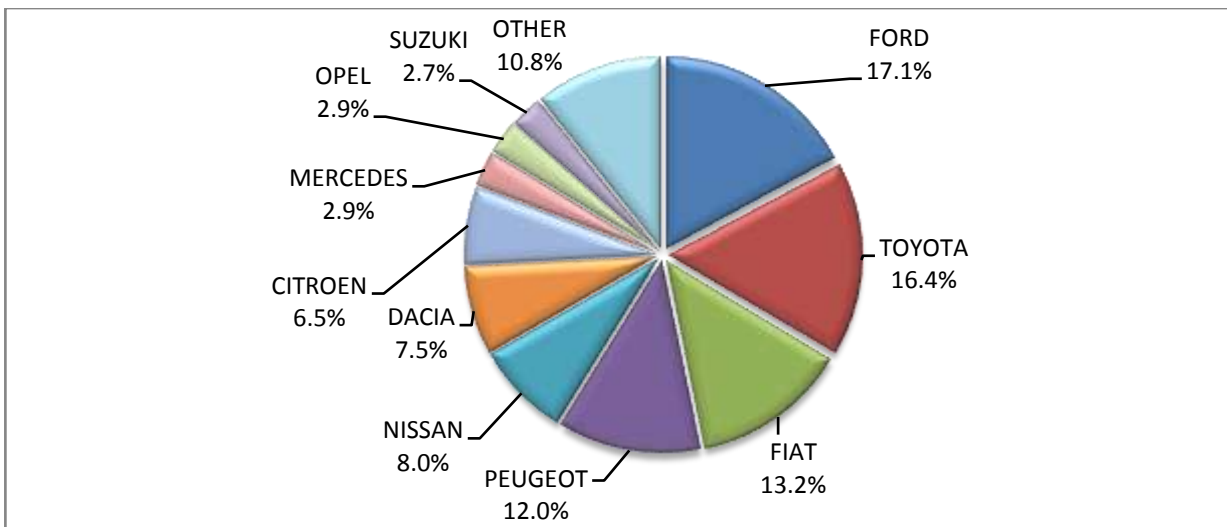
Table 5 (cont)
Sales of new and used lorries by make: April 2021 and January - April 2021

Make	Lorries			
	April		January - April	
	new	used	new	used
SKODA	-	1	-	10
SSANGYONG	-	-	-	2
STEYER	-	1	-	2
SUZUKI	27	1	29	2
TOYOTA	163	55	529	200
VOLKSWAGEN	24	83	76	328
VOLKSWAGEN ¹	-	-	2	-
VOLVO	3	144	8	549
VOLVO ¹	1	-	12	-
TOTAL	992	2,008	3,448	7,680

1 : With 2nd/3rd stage manufacturer in Greece.

2 : With 2nd/3rd stage manufacturer abroad.

Graph 10. Sales of new lorries by make (April 2021)



Graph 11. Sales of new lorries by make (January – April 2021)

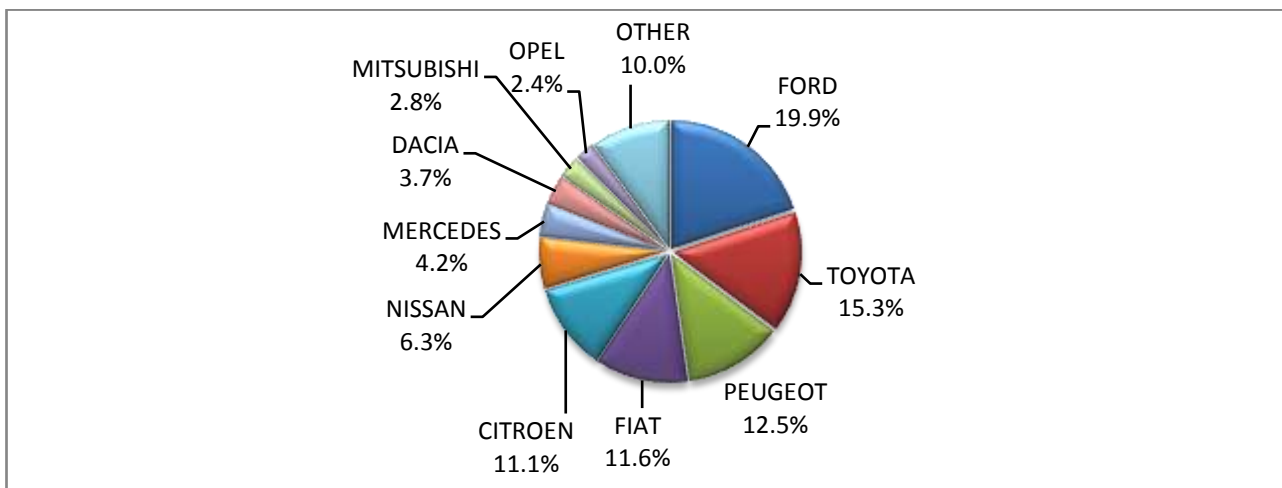


Table 6
Sales of new and used buses by make: April 2021 and January - April 2021

Make	Buses			
	April		January - April	
	new	used	new	used
BOVA	-	5	-	15
EVOBUS	-	1	-	1
FIAT ²	-	-	10	-
FORD	1	5	1	10
IRISBUS	-	-	-	3
IRIZAR	1	-	2	-
IVECO	-	-	-	5
MAN	10	12	13	23
MAN/NEOPLAN	-	-	-	1
MERCEDES	8	33	19	174
MERCEDES ¹	8	-	30	1
MERCEDES ²	4	-	6	1
NEOPLAN	1	-	1	4
SCANIA	-	-	-	4
SCANIA ²	1	-	2	-
SETRA	-	6	1	23
SOLARIS	-	4	-	28
TEMSA	-	-	1	4
TURKKAR	-	-	-	1
VOLVO	-	-	-	1
VAN HOOL	-	-	-	3
VOLKSWAGEN	-	-	-	2
VOLVO	-	-	-	20
VOLVO / IRIZAR	-	-	2	-
TOTAL	34	66	88	324

1 : With 2nd/3rd stage manufacturer in Greece.

2 : With 2nd/3rd stage manufacturer abroad.

Graph 12. Sales of new buses by make (January – April 2021)

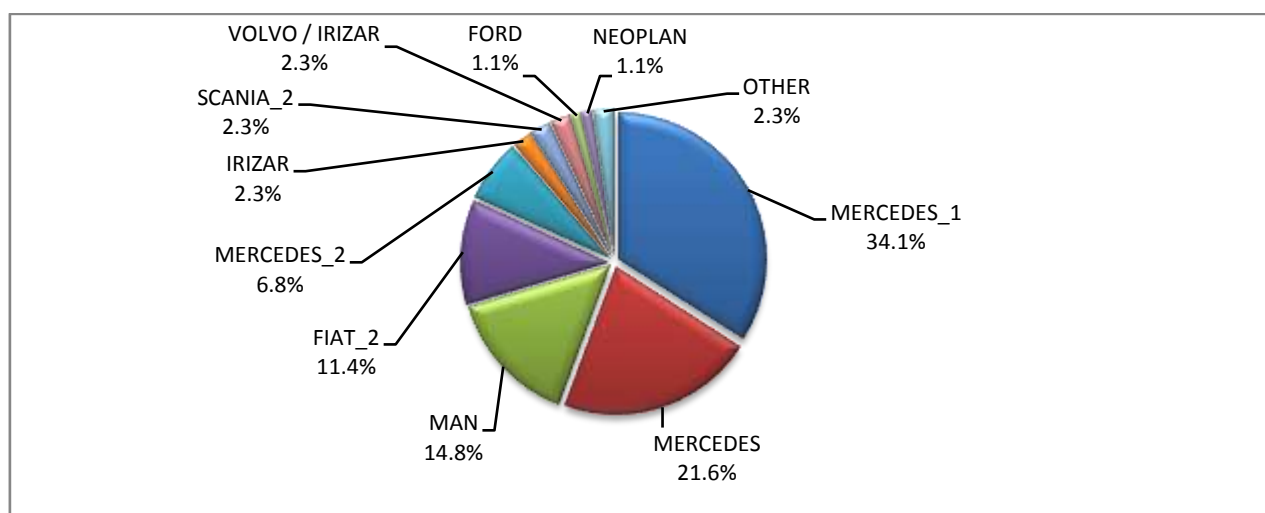


Table 7

Sales of new and used motorcycles by make or manufacturer: April 2021 and January - April 2021

Make	Motorcycles			
	April		January - April	
	new	used	new	used
AEON MOTOR	1	-	1	-
AGUSTA MV	-	-	-	1
APRILIA	3	7	11	18
APRILIA, DERBI, GILERA di Piaggio & C. S.p.A.	-	-	1	-
ARCTIC CAT, MASSEY FERGUSON	-	-	-	1
BAJAJ	1	-	6	-
BASHAN, AMGroup, AMGroup Bike, DON, IRBIS, WORKER BEAR, Nomik ATV 2	-	-	1	-
BENELLI	42	2	88	4
BETA	5	3	32	9
BMW	92	18	269	62
BOMBARDIER RECREATIONAL PRODUCTS ING (BRP)	-	2	-	2
BRIXTON	4	-	18	-
CACE	-	-	1	-
CFMOTO	37	-	131	3
CFMOTO, GOES	3	-	14	-
DAELIM	2	-	2	1
DAYANG, DAYTONA	-	-	-	1
DAYANG, DAYTONA MOTORS, NIPPONIA, DOCKER, WAYEL, SUMCO, VEEROAD, CETUR, RUTEC	11	-	11	-
DAYANG, DAYTONA MOTORS, NIPPONIA, KUBA	18	-	90	1
DAYANG, DAYTONA MOTORS, NIPPONIA, KUBA, VEEROAD, SUMCO, CETUR, RUTEC	74	-	74	-
DAYANG, DAYTONA MOTORS, NIPPONIA, SALCANO	60	1	426	3
DAYANG, DAYTONA MOTORS, NIPPONIA, VEEROAD	275	1	371	2
DAYANG, DAYTONA MOTORS, NIPPONIA, VEEROAD, DOCKER	19	-	19	-
DAYANG, ECOCREMO, ECOOTER, ECOOTOR, AGM, ORCAL, SUMCO	-	-	5	-
DUCATI	18	9	44	24
EFUN, ZAP	3	-	8	-
E-TON	-	-	-	1
EVA, EMBUGGY, VINTAGE, EVANGEL	1	-	1	-
FANTIC MOTOR	-	-	2	-
FD MOTORS, FASPIDER	3	-	11	-
FD MOTORS, FASPIDER, DAYTONA MOTORS, NIPPONIA, QUANTYA	10	-	13	-
GAIA, SATURN, LTO ORION	1	-	2	-
GAS GAS	-	-	1	1
GENERIC, QJIANG	-	-	-	1
GILERA	-	1	-	3
GILERA, PIAGGIO	-	1	-	1
HANWAY, MASAI, JUNAK, Motorini, STMAX, ROMET, CLS, ROMET MOTORS, GEMINI, RIVERO	1	-	5	-
HAOJIAN, ZONTES, TAYO, Sharpon, IFINO, KIDEN, ZHONGYU, CUBTOM, DIYUN, NAMIN, TIM DERVI, VUKA, THUMP, RIPPER	-	-	1	-
HARLEY DAVIDSON	2	8	12	31
HESHAN GOUJI NANLIAN MOTORCYCLE INDUSTRY, ORCAL, AJS, HERALD MOTOR COMPANY, MACBOR, MOTOBİ	-	-	3	-
HONDA	584	64	1,525	213
HOOOON, PICKMAN	1	-	1	-
HORWIN	1	-	2	-
HSUN, HISUN, APACHI, Mx, MASAI, HYTRACK, TRAPPER, PUMAREX, GEON, ASYAMOTOR, DAYTONA MOTORS, KRAL	1	-	8	-
HUSABERG	-	-	-	2

Table 7 (cont)

Sales of new and used motorcycles by make or manufacturer: April 2021 and January - April 2021

Make	Motorcycles			
	April		January - April	
	new	used	new	used
HUSQVARNA	8	1	50	9
HYOSUNG	-	-	1	-
IANYING, TYM, XINBEN, TEYIN, RIYA, ONGYUNDA, SANBEN, ALFA, Senzo, La Souris, TCB, KENTOYA	3	-	4	-
INDIAN MOTORCYCLE	2	-	10	-
JIAYUAN	10	-	19	-
JINLANG, ZUNDAPP, XHODNA, APGmoto, COLIBRI, RAZORY, VIARELLI, SUMCO, FLEX TECH, IVA, TNT moto	-	-	1	-
JINMA, RUNHORSE, FARAD, hopster, DuroCar, ClimaCar, CROYANCE AUTOMOTIVE, E-cars Malta, EVROM, GECCO, GUTZY	-	-	3	-
KAWASAKI	9	7	37	21
KTM	59	18	145	66
KUMPAN ELECTRIC	-	-	1	-
KWANG YANG	-	-	-	5
KYMCO	307	53	728	140
LAMBRETTA	6	-	11	-
LEXMOTO	-	-	-	1
Lingzhida, LINZDA, LINDN, LINYI, LONGMAO, NLIGHT	-	-	4	-
LINHAI	1	-	1	-
LINHAI, SINNIS	-	-	1	-
LML	-	1	-	1
LONGCIN, KUBA, RKS, ITALIKA, SUNRACE, SKY, MALAGUTI, SUPERBIKE, ROCKET, NOVELBAT, TIGREMOTO	1	-	1	-
LONGCIN, KUBA, RKS, ITALIKA, SUNRACE, SKY, MALAGUTI, SUPERBIKE, ROCKET, NOVELBAT, TIGERMOTO, GREEN	2	-	5	-
LONGCIN, KUBA, RKS, ITALIKA, SUNRACE, SKY, MALAGUTI, SUPERBIKE, ROCKET, NOVELBAT, TIGERMOTO, GREEN, TRIDIAMOND	4	-	18	-
LONGCIN, VOGEL, KUBA, RKS, ITALIKA, SUNRACE, SKY, MALAGUTI, SUPERBIKE	11	-	12	-
LONGCIN, VOGEL, KUBA, RKS, ITALIKA, SUNRACE, SKY, MALAGUTI, SUPERBIKE, ROCKET, NOVELBAT	3	-	11	-
LONGJIA, ITALJET, ORCAL, BEELINE	12	-	18	-
LONGJIA, ITALJET, ORCAL, BEELINE, ROMET MOTORS, GEMINI, LEXMOTO, JAHANRO, VGA, DAYTONA MOTORS	1	-	2	-
LONGJIA, lexmoto, Gemini, MH Motorcycles, MONDIAL, Jahanro, UM, ORCAL, VGA, NECO, ALFASCOOTERS, ROMET MOTORS	1	-	2	-
LONGJIA, ORCAL, NECO	10	-	11	-
LONGJIA, ORCAL, TNT MOTOR, BEELINE, VGA, ITALJET, GEMINI, lexmoto, Jahanro, italo, NECO	9	-	24	-
LVNENG, SKAND, VEMO, SMARTWAY, IVA, HYPE-BIKE, SENZO, MONASSO, genergia	1	-	1	-
MALAGUTI	-	1	-	5
MBK	-	2	-	3
MG MOTO	1	-	2	-
MGK HM	339	-	761	4
MODENAS	-	-	1	-
MONDIAL, PELPI INTERNATIONAL	9	-	13	-
MONTESA	-	-	1	-
MORGAN MOTOR CO	-	-	-	1
MOTO GUZZI	2	-	5	-
MOTO S.P.A	-	-	5	-
MV AGUSTA	-	1	2	2
NIU, NUUV	5	-	28	-

Table 7 (cont)

Sales of new and used motorcycles by make or manufacturer: April 2021 and January - April 2021

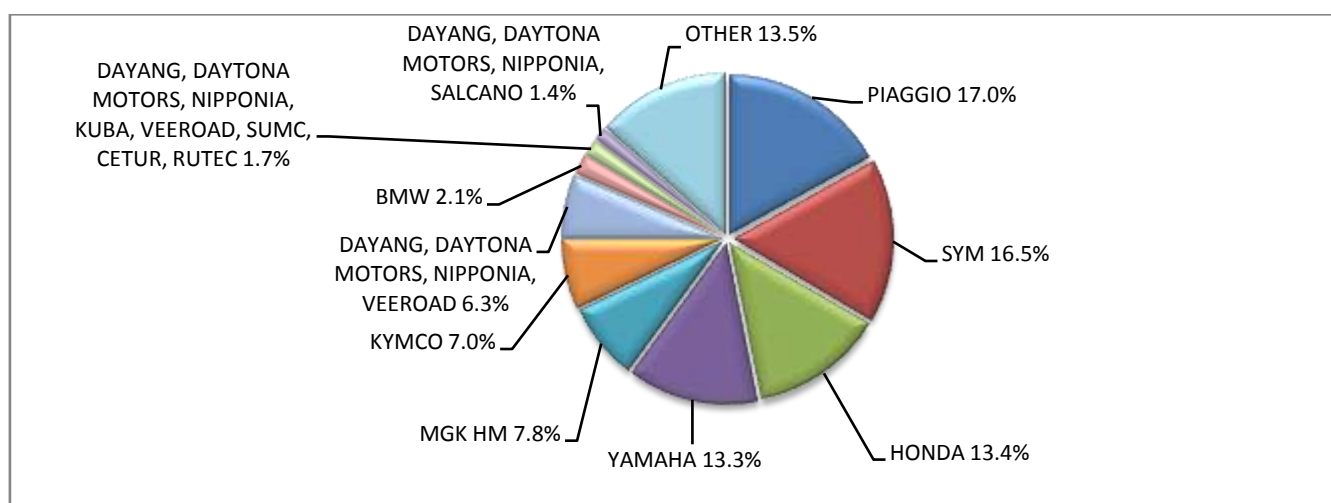
Make	Motorcycles			
	April		January - April	
	new	used	new	used
NOUN ELECTRIC	1	-	1	-
PEUGEOT	29	2	58	7
PIAGGIO	740	55	1,940	135
PIONEER, LEXMOTO, PULSE,BULLIT, HERALD, WOTTAN, EURO MOTORS, VERVEMOTO, SP BIKE, EXPLORER, RIDE	-	-	1	-
POLARIS	2	-	8	2
QINGQI, KADIRGA	-	-	1	-
QJ, QJIANG, KEEWAY, LEONE, KUBA, RKS	1	-	2	-
QJ, QJIANG, KEEWAY, LEONE, KUBA, RKS, BENELLI, VENGO	3	-	7	-
QJ, QJIANG, KEEWAY, LEONE, KUBA, RKS, TELL, EMPIRE KEEWAY, BENELLI, VENGO	10	1	20	1
QJ, QJIANG, KEEWAY, LEONE, KUBA, RKS, tell,VENGO	2	-	3	-
QJ, QJIANG, KEEWAY, LEONE, RKS, BENELLI, EMPIRE KEEWAY, KUBA	20	-	93	-
QJ, QJIANG, KEEWAY, LEONE, tell, KUBA, RKS, BENELLI, VENGO	2	-	5	-
QUADRO VEHICLES	-	-	2	-
ROYAL ENFIELD	2	1	2	2
Royalloy, Royal Alloy, RA, SCOMADI, VALENTINO, VALENTINO MOTORI	4	-	6	-
RVM, MACBOR, COLOVE, ORCAL, DAYTONA MOTORS	1	-	8	-
SAKURA, GOLDEN LION, ARTISAN, Fauro, ETALIAN, Viverra, Varaneo, Kito, E-mio	2	-	6	-
SAKURA, GOLDENLION, E.F.O., Fauro, Viverra, Nitrox, STRELLA City, Artisan	3	-	18	-
SAN YANG	-	4	-	6
SCUTUM, ETRIX, SILENCE	3	-	4	-
SENKE, SENKO, SENKI, SENKY, HALI, JIETOUBAWANG, NANLIAN, XINHALI,PGO, SENKE. HALI	-	-	1	-
SHANYANG, ATLAS PANTHER, YAMAZUKI MOTO, MOTORKING, Hirlee, XB	3	-	16	-
SHENGWO NEW ENERGY, YUKI	-	-	1	-
SHERCO	1	3	2	8
SILENCE, SCUTUM, ETRIX	4	-	8	-
SKYTEAM, SACIN, CSR, METALCO, SOKUDO, BAZUKA, MINICO, MOTOSBASI, MOTOS BORDOY, SUMKO, ROXON, MONKEY BIKES	4	-	14	-
SUZUKI	36	28	89	61
SYM	719	19	2,278	59
TAYO, HAOJIANG, ZHONGYU, THUMP, THUMPSTAR, KIDEN, ZONTES, Junak	2	-	11	-
TAYO, HAOJIANG, ZHONGYU, THUMP, THUMPSTAR, KIDEN, ZONTES, Junak, SENKE, TANNY, TYAN, ROMET	23	-	80	-
TAYO, HAOJIANG, ZHONGYU, THUMP, THUMPSTAR, KIDEN, ZONTES, Junak, SENKE, TANNY, TYAN, ROMET, ROMET MOTORS	14	-	38	-
TAYO, HAOJIANG, ZHONGYU, THUMP, THUMPSTAR, KIDEN, ZONTES, Junak, SENKE, TANNY, TYAN, ROMET, ROMET MOTORS, ROUTER	1	-	8	-
TIANYING, RIYA, HONGYUNDA, TYM, HONLING	-	-	9	-
TIANYING, RIYA, HONGYUNDA, TYM,HONLING, TAMCO, ALISON, DMK MOTORS, WLIE,LEEWAY, WLXQ, AP Gmoto, ALFA	1	-	3	-
TM RACING	-	-	1	-
TRIUMPH	11	3	48	8
VMOTO-SOCO, E-MAX, VMOTO	3	-	3	-
VMOTO-SOCO, E-MAX, VMOTO, SUPER SOCO	3	-	9	-
WANGYE, SANBEN, UM, MONDIAL, KENOS, SUPERBYKE, IRBIS, MDC, MISTRAL, STREET ELEGANCE	-	-	-	1
WONJAN, SAMADA	-	-	1	-
XGJAO, ZIPP, TOROS, ROMET, ROMET MOTORS, ROUTER, VEEROAD, DAYTONA MOTORS, GEMINI, MH MOTORCYCLES, MTG MOTORS	6	-	20	-
XINRI, SUNRA ,APACHI, ISILDAR, ISILDAR APACHI, Wayscral, KRAL	4	-	25	-
XINYANG	-	-	1	-

Table 7 (cont)

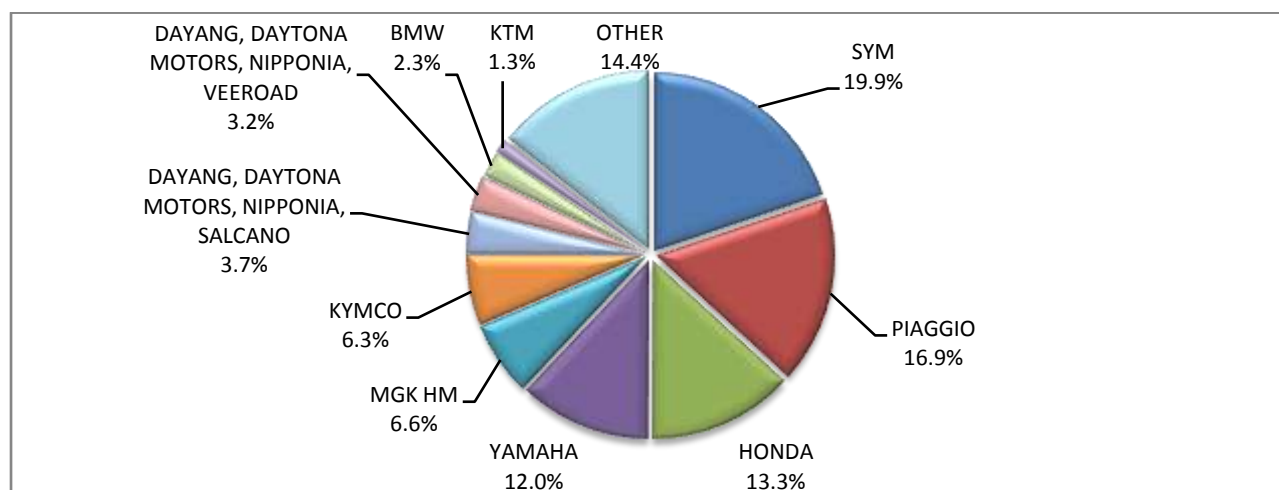
Sales of new and used motorcycles by make or manufacturer: April 2021 and January - April 2021

Make	Motorcycles			
	April		January - April	
	new	used	new	used
YAMAHA	582	97	1,375	284
YAMAHA, MBK	6	1	38	3
YINGANG, BENYI, ROMET MOTORS, YUKI, ROUTER, MOTORAN, DAYTONA MOTORS, M1NSK, HAMACHI, KUBA, MONDIAL	8	-	18	-
YINXIANG, KENBO	-	-	1	-
YINXIANG, MONDIAL, GEMINI, TCB	-	-	2	-
ZHONGNENG, ZNEN, AGM, AJS, YUKI, COLIBRI, EUROCKA, BTC, NOVA MOTORS, LEXMOTO, Actionbikes Motors	5	-	12	-
ZHONGNENG, ZNEN, AGM, AJS, YUKI, COLIBRI, EUROCKA, BTC, NOVA MOTORS, LEXMOTO	9	-	19	-
ZONGSHEN, ZIP STAR, Lexmoto, ICONE, VORTEX, M1NSK, MACBOR, MONDIAL, ROMET MOTORS	-	-	1	-
ZONGSHEN, ZIP STAR, Lexmoto, ICONE, VORTEX, M1NSK, MACBOR, MONDIAL, ROMET MOTORS, SINNIS, SPARKSTER, OVER BIKES	-	-	1	-
ZONGSHEN, ZIPSTAR, ICONE, JUNAK, Lexmoto, MH Motorcycles, M1NSK, MONDIAL, ROMET MOTORS, SINNIS	-	-	1	-
ZONGSHEN, ZIPSTAR, ZEALSUN, KENTO	2	-	2	1
TOTAL	4,361	415	11,470	1,221

Graph 13. Sales of new motorcycles (April 2021)



Graph 14. Sales of new motorcycles (January - April 2021)



EXPLANATORY NOTES

Survey on the issuing of new road motor vehicle circulation licenses	The survey on the issuing of new motor vehicle circulation licenses is a census survey. The released data give information, at country level, on the brand and type of the motor vehicle, as well as whether it is new or used. The survey does not include vehicles that move on rails, trolley busses, agricultural tractors and machinery. In addition, the following are excluded: all motor vehicles of the Armed Forces, Police, Fire Brigade, State Services, Diplomatic Corps, Foreign Missions, and Invalids of Wars, as well as motorcycles with a cylinder capacity less than 50 cc.
Legal basis	Law 3832/2010
Reference Period	April 2021
Coverage	The production of monthly data is based on the registers held by the Ministry of Infrastructure, Transport and Networks, which records all the monthly changes observed in the vehicle registration licenses at country level.
Definitions	<p>Road motor vehicle is any vehicle that, irrespective of the number of wheels, is moved by an engine and is designed to transport persons or cargo or both of them, either they are on the same single vehicle or on a trailer carried by the main motor vehicle.</p> <p>New road motor vehicle is any motor vehicle that is registered for the first time in Greece during the reference month and has not been put into circulation in any other country.</p> <p>Used motor vehicle is any motor vehicle that is registered for the first time in Greece and has been imported as a used one from abroad</p> <p>Passenger motor vehicle: it is a motor vehicle designed to carry mostly people, having no more than 9 seats, including the driver's seat.</p> <p>Bus: it is a motor vehicle, which is designed to carry mostly people, having more than 10 seats, including the driver's seat. In the corresponding tables of this Press Release, this category also includes articulated buses.</p> <p>Lorry: it is motor vehicle designed to carry mostly cargo. In the corresponding tables of this Press Release, this category also includes tractors, tow trucks, articulated tractors, and trucks with trailers.</p> <p>Motorcycle: any two-wheeled motor vehicle, with or without sidecar, with maximum authorized design speed over 45 km/h, or in case it is powered by a combustion engine, with a cylinder capacity of 50 cc or over. In the corresponding tables of this Press Release, this category also includes the three-wheeled motor vehicles – motor tricycles.</p> <p>Tricycle motor vehicle: it is a motor vehicle with three symmetrical wheels with maximum authorized design speed over 45 km/h, or in case it is powered by a combustion engine, with a cylinder capacity over the 50 cc. This category also includes four-wheel vehicles, except the light four-wheel motorcycles, whose empty vehicle tare (excluding the weight of the fuel or mixture of fuel-oil or the weight of the batteries for electric cars) is up to 400 kg in the case the vehicle is designed for passenger use or up to 550 kg in case the vehicle is designed to carry cargo and whose engine is up to 15KW.</p>
Methodology	Exhaustive Survey. The primary data derive from the Ministry of Infrastructure, Transport and Networks and are based on the issuing of new circulation licenses as they are registered by the Regional Offices for Transport and Communications.
References	More information (graphs, tables) concerning the survey on the issuing of new motor vehicle circulation licenses are available on the webpage of ELSTAT, www.statistics.gr , under the link http://www.statistics.gr/en/statistics/-/publication/SME24/