



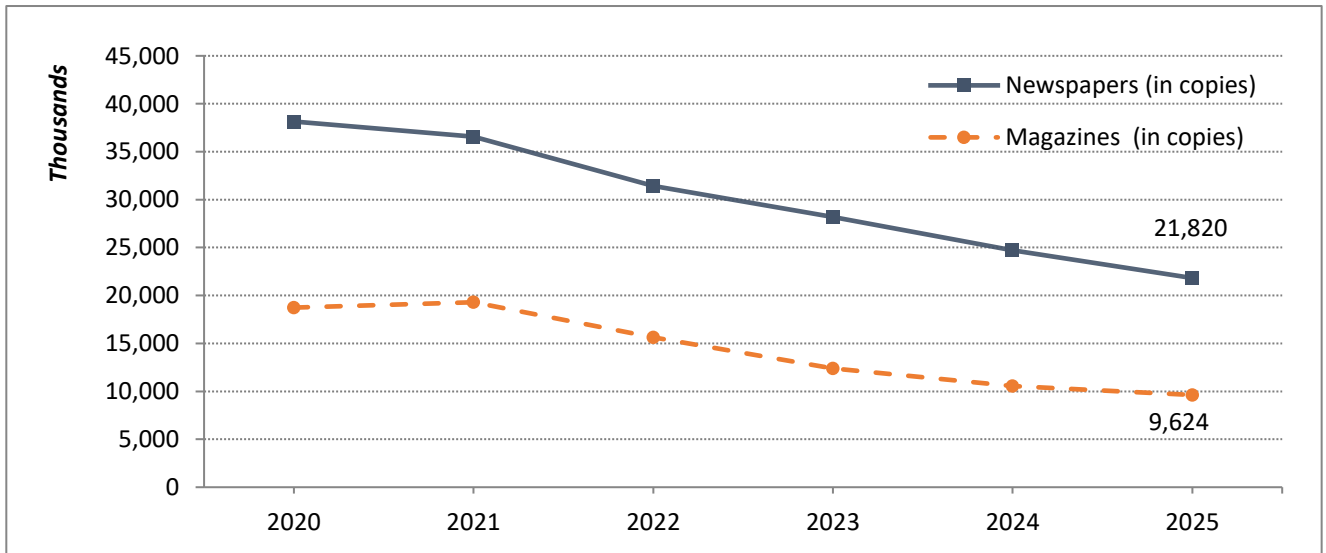
DAILY AND PERIODICAL PRESS YEAR 2025

The Hellenic Statistical Authority (ELSTAT) announces the results of the survey on Daily and Periodical Press for the year 2025. More specifically:

- In 2025 compared with 2024, a decrease of 11.7% is recorded in the total sales of newspapers and a similar trend is observed in the sales of all individual categories of newspapers. In 2024 compared with 2023, a decrease of 12.4% was observed in the total sales of newspapers (Tables 1 and 2, Graphs 1 and 2).
- In 2025 compared with 2024, a decrease of 8.8% is recorded in the total sales of magazines and a similar trend is observed in the sales of all individual categories of them, with the exception of women's interest magazines. In 2024 compared with 2023, a decrease of 14.9% was observed in the total sales of magazines.

In the categories with the highest sales volume in the year 2025, the most significant changes in absolute numbers are observed in the sales of TV magazines and children's magazines, which recorded a decrease of 9.6% and 17.1% respectively. (Tables 1 and 3, Graphs 1 and 3).

Graph 1. Sales of newspapers and magazines (in copies), 2020 – 2025



Information on methodological issues:

Sectoral Statistics Division
Tourism and Culture Statistics Section
Head of Section: Eleni Papadopoulou
Tel: +30 213 135 2168
e-mail: e.papadopoulou@statistics.gr

Information for data provision:

Tel. +30 213 135 2022, 2308, 2310
e-mail: data.dissem@statistics.gr

Table 1. Sales of newspapers and magazines, 2020 - 2025

	2020	2021	2022	2023	2024	2025
Newspapers (in copies)	38,148,635	36,578,726	31,421,739	28,203,839	24,714,723	21,820,154
Annual change (%)		-4.1	-14.1	-10.2	-12.4	-11.7
Magazines (in copies)	18,737,410	19,295,298	15,640,590	12,407,979	10,558,360	9,624,427
Annual change (%)		3.0	-18.9	-20.7	-14.9	-8.8

Table 2. Sales of newspapers (in copies), by category, 2023 - 2025

Newspapers	2023	2024	2025	Change % 2024/2023	Change % 2025/2024
Total	28,203,839	24,714,723	21,820,154	-12.4	-11.7
Political newspapers (total)	21,800,285	18,979,925	16,853,722	-12.9	-11.2
Daily titles	13,779,098	11,934,462	10,459,647	-13.4	-12.4
Morning titles	2,974,967	2,621,884	2,392,708	-11.9	-8.7
Evening titles	10,804,131	9,312,578	8,066,939	-13.8	-13.4
Weekly-monthly titles	8,021,187	7,045,463	6,394,075	-12.2	-9.2
Financial newspapers	473,329	408,189	386,618	-13.8	-5.3
Sports newspapers (total)	5,673,518	5,144,985	4,440,093	-9.3	-13.7
Daily titles	3,327,632	2,989,119	2,463,491	-10.2	-17.6
Weekly titles	2,345,886	2,155,866	1,976,602	-8.1	-8.3
Other newspapers (total)	256,707	181,624	139,721	-29.2	-23.1
General interest	34,589	19,156	7,134	-44.6	-62.8
Religious	176,148	143,186	114,220	-18.7	-20.2
Other categories	45,970	19,282	18,367	-58.1	-4.7

Graph 2. Sales of newspapers (in copies), by category, 2023 - 2025

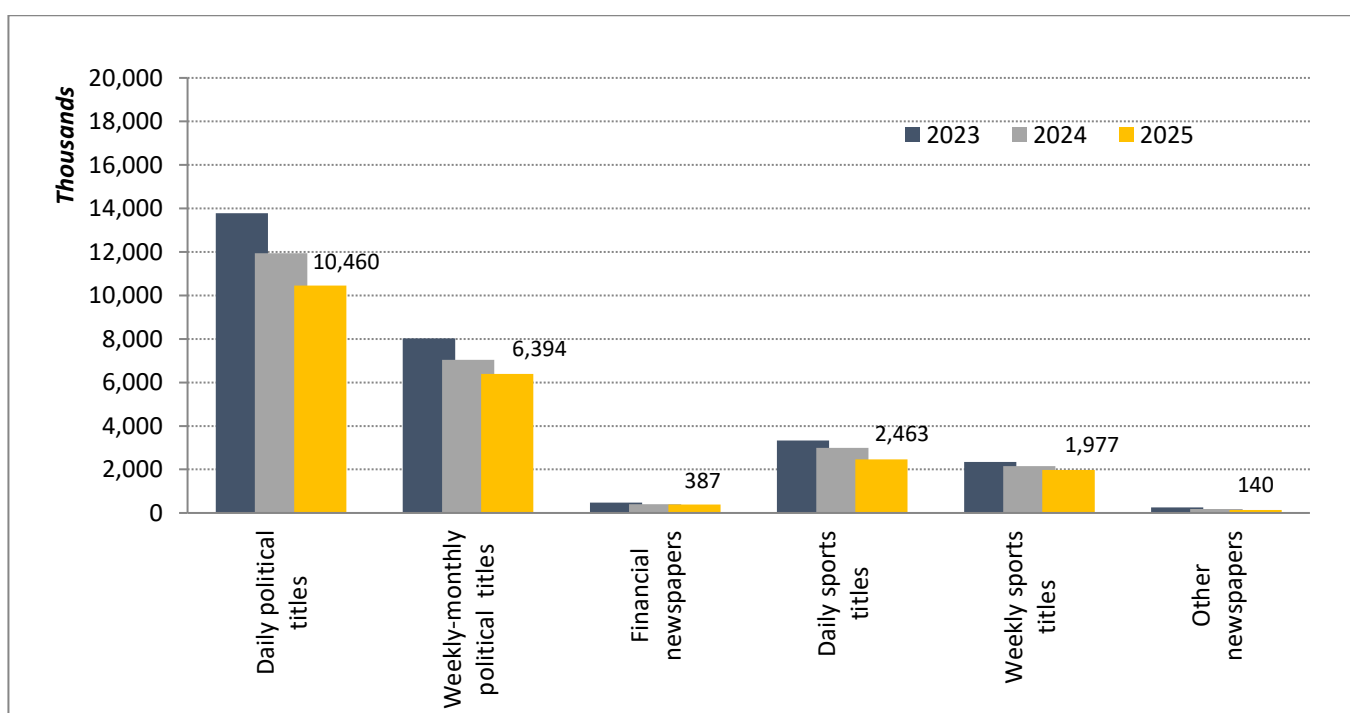
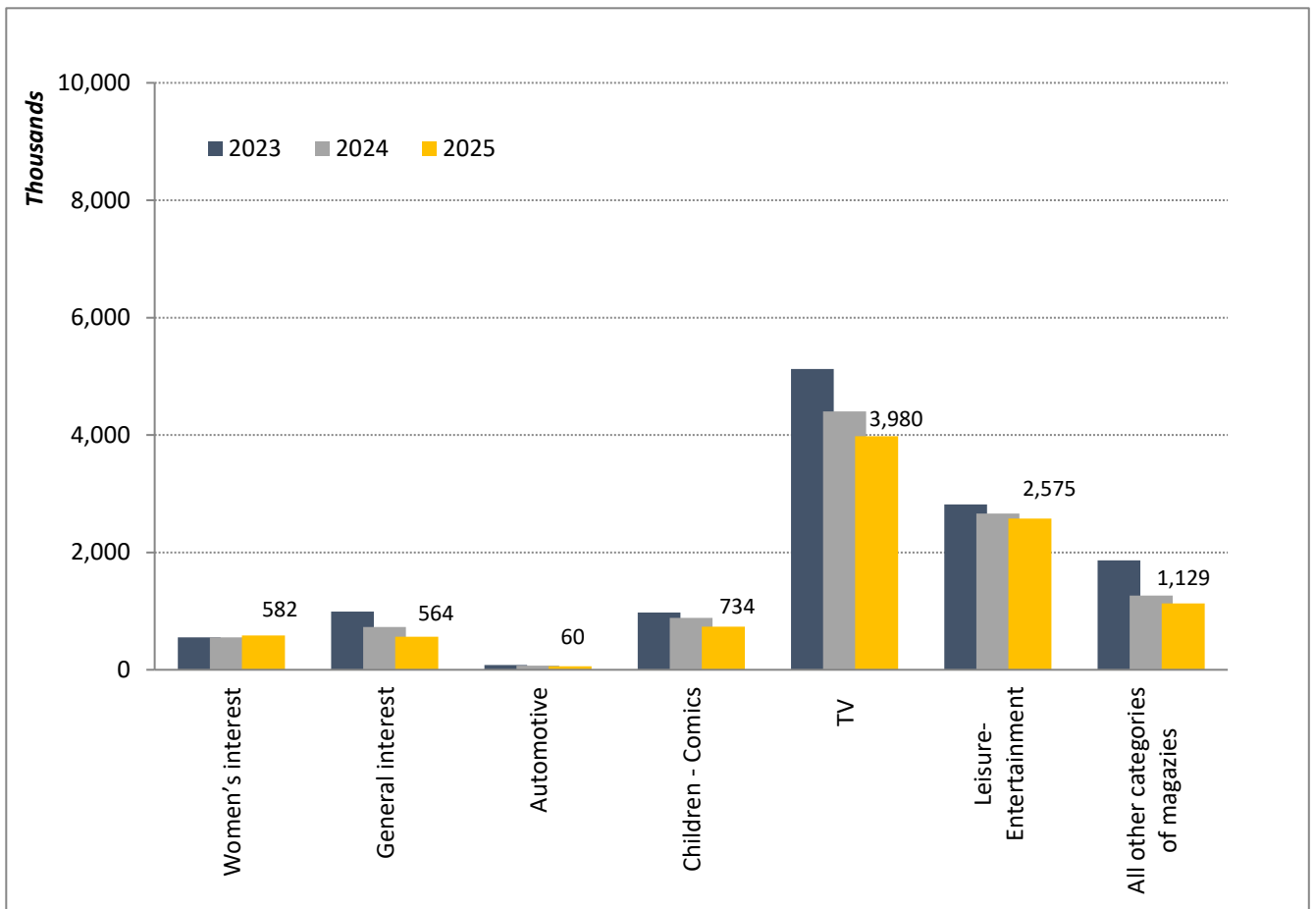


Table 3. Sales of magazines (in copies), by category, 2023 - 2025

Magazines	2023	2024	2025	Change % 2024/2023	Change % 2025/2024
Total	12,407,979	10,558,360	9,624,427	-14.9	-8.8
Women's interest	553,064	551,688	582,341	-0.2	5.6
General interest	991,674	730,320	564,203	-26.4	-22.7
Automotive	81,745	68,345	60,260	-16.4	-11.8
Children - Comics	975,862	884,900	733,584	-9.3	-17.1
TV	5,124,814	4,401,150	3,980,067	-14.1	-9.6
Sports	13,352	18,827	13,354	41.0	-29.1
Leisure-Entertainment	2,817,415	2,659,612	2,575,002	-5.6	-3.2
Military	44,415	38,554	32,129	-13.2	-16.7
Other magazines	1,805,638	1,204,964	1,083,487	-33.3	-10.1

Graph 3. Sales of magazines (in copies), by category, 2023 – 2025



EXPLANATORY NOTES

Survey on Daily and Periodical press	The Survey on Daily and Periodical Press is conducted since 1979, collecting data from the Press Distribution Agencies concerning the monthly sales (in copies) of newspapers and magazines in Greece.
Legal framework	The survey is conducted by virtue of the Law 3832/2010, as amended and in force.
Reference period	Calendar year 2025.
Methodology	The survey is a census survey, conducted on a monthly basis. Data is collected from the Press Distribution Agencies pertaining to the number of sales (in copies) of newspapers and of magazines.
References	More information on the Survey on Daily and Periodical Press is available on the website of ELSTAT (www.statistics.gr) at: http://www.statistics.gr/en/statistics/-/publication/SCI09/