



ISSUING OF MOTOR VEHICLE LICENSES: SEPTEMBER 2023

The Hellenic Statistical Authority announces that in September 2023, 19,008 road motor cars (both new and used from abroad) were put into circulation for the first time, recording an increase 21.6% compared with the corresponding month of 2022 when the number of road motor cars was 15,629. In September 2022, a 2.2% increase had been observed in comparison with the corresponding month of 2021 (Table 1, Graphs 1,2,3,5). A total number of 12,384 new cars were put into circulation in September 2023 compared with 9,388 in September 2022, recording an increase 31.9%.

The new motorcycles over 50cc (both new and used from abroad) that were put into circulation for the first time in September 2023 amounted to 5,712, against 5,746 in September 2022, thus recording a 0.6% decrease. In September 2022, an 11.9% increase had been observed in comparison with the corresponding month of 2021 (Table 1, Graph 4). Out of the above motorcycles 5,430 were new, while the corresponding figure in September 2022 was 5,442, recording a 0.2% decrease.

During the period January - September 2023, 184,138 road motor cars (both new and used from abroad) were put into circulation for the first time, representing an increase of 12.9% compared to the corresponding period of 2022 when the number of road motor cars was 163,160. During the period January - September 2022 an increase of 4.9% had been observed in comparison with the corresponding period of 2021 (Table 3, Graphs 6,7). Out of the above number of road motor cars that were put into circulation from January to September 2023 113,068 were new, while the corresponding number during the respective period of 2022 was 90,714, recording an increase of 24.6%.

During the period January - September 2023 the circulation of new motorcycles over 50cc (both new and used from abroad) amounted to 55,427 against 49,437 in the respective period of 2022, thus representing a 12.1% increase. An increase of 24.0% had been observed during the period January - September 2022 in comparison with the corresponding period of 2021 (Table 3, Graphs 6,7). A total number of 52,511 new motorcycles were put into circulation, from January to September 2023, compared with 45,808 during the corresponding period of 2022, recording a 14.6% increase.

Information on methodological issues:

Sectoral Statistics Division

Transport Statistics Section

Elpida Kleftogianni, Konstantinos Menexes

Tel: +30 213 135 3087, +30 213 135 3055

e-mail: e.kleftogianni@statistics.gr, k.menexes@statistics.gr

Information for data provision:

Tel: +30 213 135 2022

e-mail: data.dissem@statistics.gr

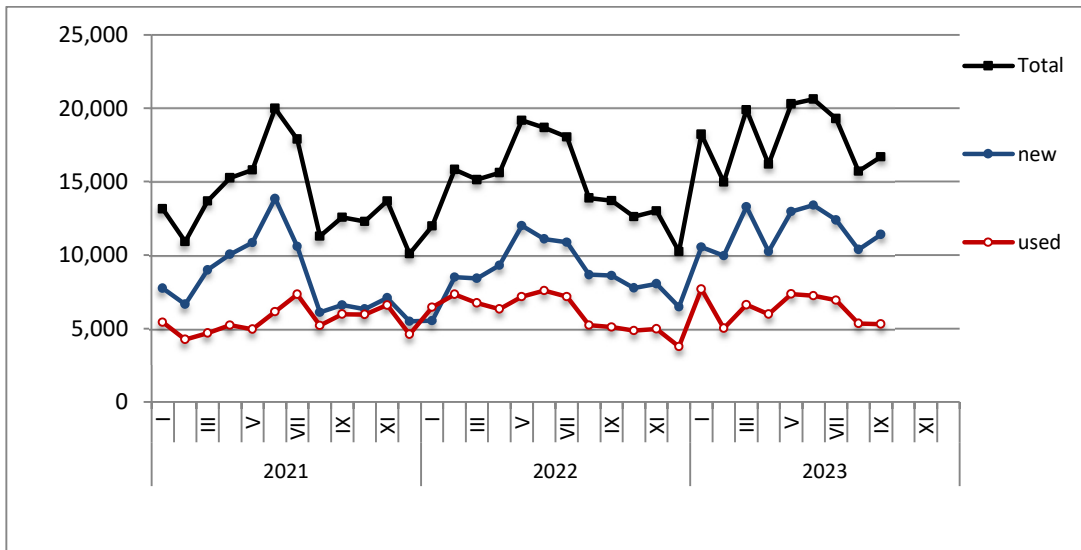
Table 1. Road motor vehicles, both new and used, put into circulation for the first time in Greece: September 2021 - 2023

Category of Road Motor Vehicles	September									Change (%)					
	2021			2022			2023			2022/2021			2023/2022		
	Total	New	Used	Total	New	Used	Total	New	Used	Total	New	Used	Total	New	Used
Greece, total															
Road Motor Vehicles,total	20,425	12,356	8,069	21,375	14,830	6,545	24,720	17,814	6,906	4.7%	20.0%	-18.9%	15.6%	20.1%	5.5%
1. Road motor cars	15,291	7,609	7,682	15,629	9,388	6,241	19,008	12,384	6,624	2.2%	23.4%	-18.8%	21.6%	31.9%	6.1%
Passenger Cars	12,567	6,596	5,971	13,691	8,606	5,085	16,698	11,402	5,296	8.9%	30.5%	-14.8%	22.0%	32.5%	4.1%
Buses	178	38	140	113	12	101	117	31	86	-36.5%	-68.4%	-27.9%	3.5%	158.3%	-14.9%
Lorries	2,546	975	1,571	1,825	770	1,055	2,193	951	1,242	-28.3%	-21.0%	-32.8%	20.2%	23.5%	17.7%
2. Motorcycles > 50 cc	5,134	4,747	387	5,746	5,442	304	5,712	5,430	282	11.9%	14.6%	-21.4%	-0.6%	-0.2%	-7.2%
Prefecture of Attica															
Road Motor Vehicles,total	10,454	7,327	3,127	12,409	9,676	2,733	14,805	11,913	2,892	18.7%	32.1%	-12.6%	19.3%	23.1%	5.8%
1. Road motor cars	8,040	5,011	3,029	9,565	6,904	2,661	11,982	9,165	2,817	19.0%	37.8%	-12.1%	25.3%	32.7%	5.9%
Passenger Cars	6,873	4,365	2,508	8,610	6,323	2,287	10,878	8,494	2,384	25.3%	44.9%	-8.8%	26.3%	34.3%	4.2%
Buses	67	16	51	49	6	43	75	25	50	-26.9%	-62.5%	-15.7%	53.1%	316.7%	16.3%
Lorries	1,100	630	470	906	575	331	1,029	646	383	-17.6%	-8.7%	-29.6%	13.6%	12.3%	15.7%
2. Motorcycles > 50 cc	2,414	2,316	98	2,844	2,772	72	2,823	2,748	75	17.8%	19.7%	-26.5%	-0.7%	-0.9%	4.2%

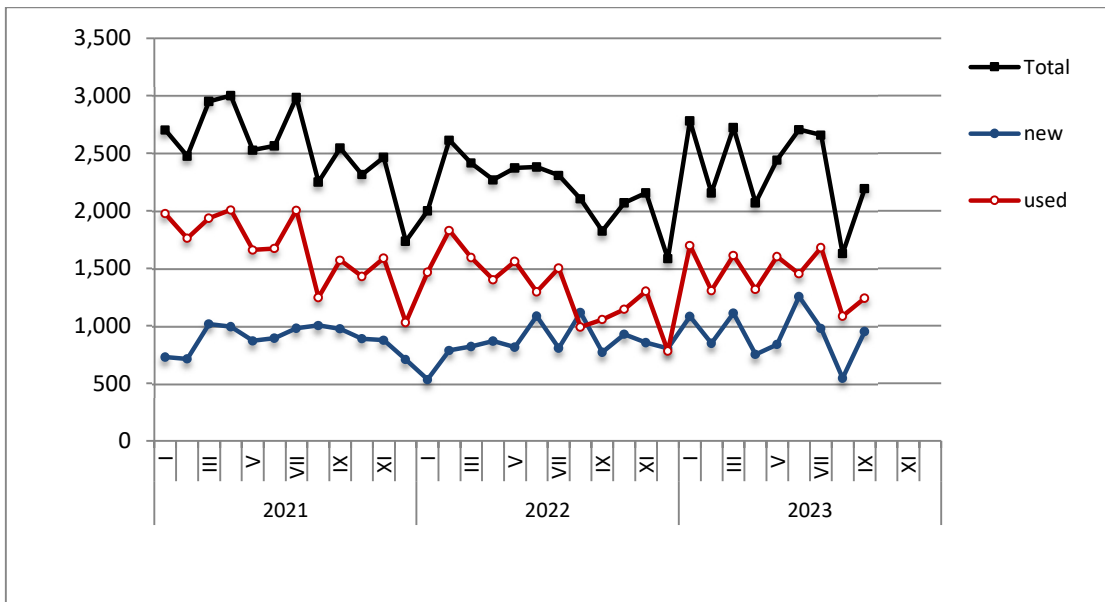
Table 2. Road motor vehicles, both new and used, put into circulation for the first time in Greece: October 2021 – September 2023

Category of Road Motor Vehicles	Average Oct. 2021 - Sep. 2022			Average Oct. 2022 - Sep. 2023			Change (%)		
	Average Oct. 2022 - Sep. 2023 / Average Oct. 2021 - Sep. 2022								
	Total	New	Used	Total	New	Used	Total	New	Used
Greece, total									
Road Motor Vehicles,total	22,044	13,845	8,199	24,334	16,620	7,714	10.4%	20.0%	-5.9%
1. Road motor cars	17,179	9,351	7,828	18,843	11,422	7,421	9.7%	22.1%	-5.2%
Passenger Cars	14,837	8,488	6,349	16,480	10,484	5,996	11.1%	23.5%	-5.6%
Buses	108	24	84	99	26	73	-8.3%	8.3%	-13.1%
Lorries	2,234	839	1,395	2,264	912	1,352	1.3%	8.7%	-3.1%
2. Motorcycles > 50 cc	4,865	4,494	371	5,491	5,198	293	12.9%	15.7%	-21.0%

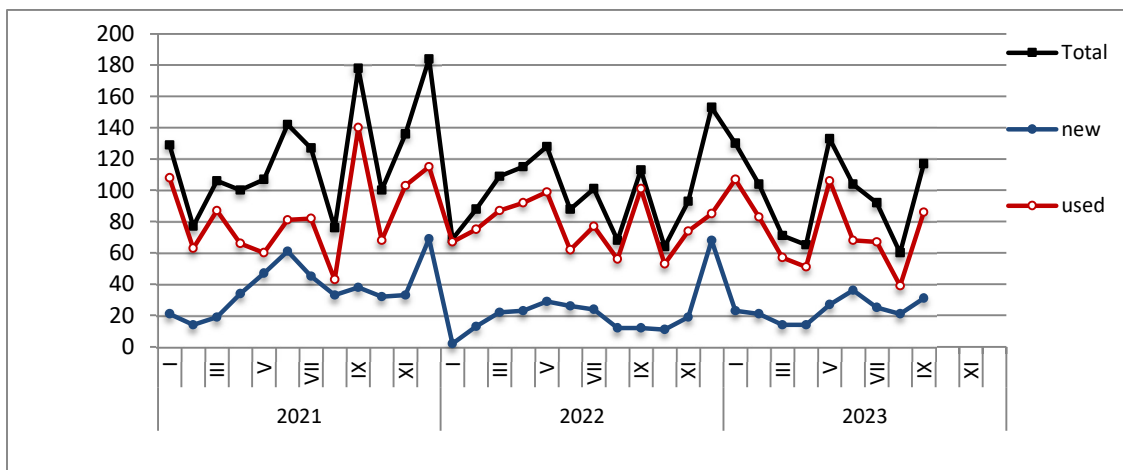
Graph 1: Passenger Cars (January 2021 – September 2023)



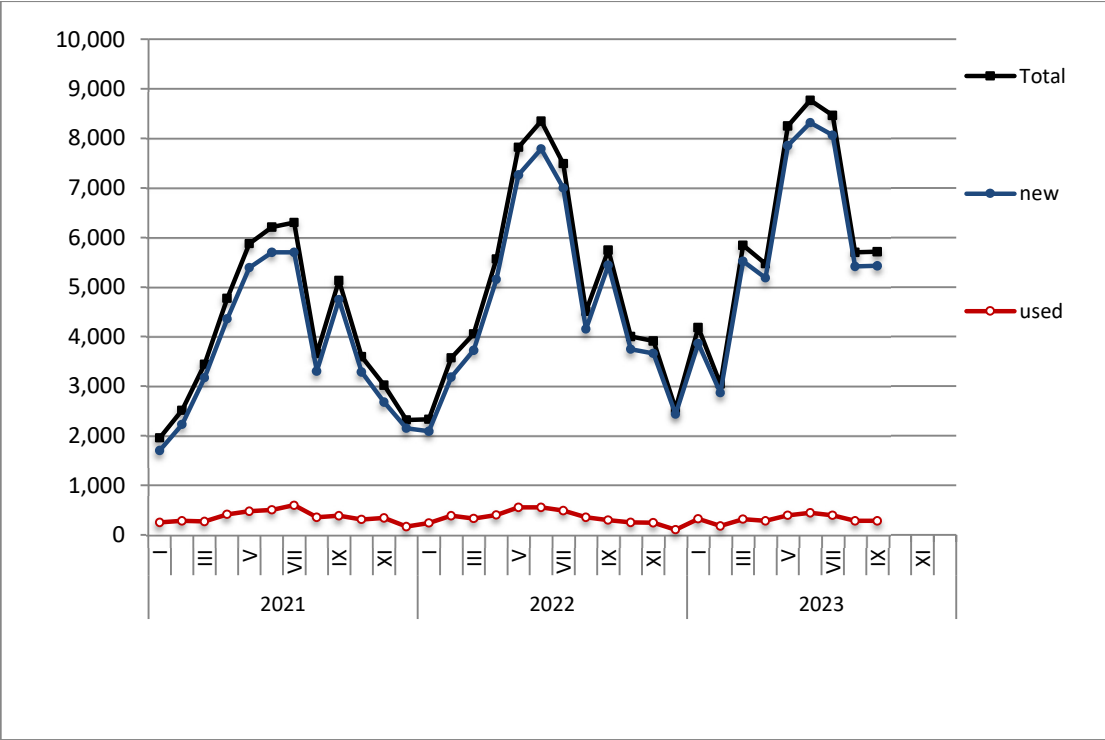
Graph 2: Lorries (January 2021 – September 2023)



Graph 3: Buses (January 2021 – September 2023)



Graph 4: Motorcycles (January 2021 – September 2023)



Graph 5: New Registrations of Motor Vehicles (September 2023)

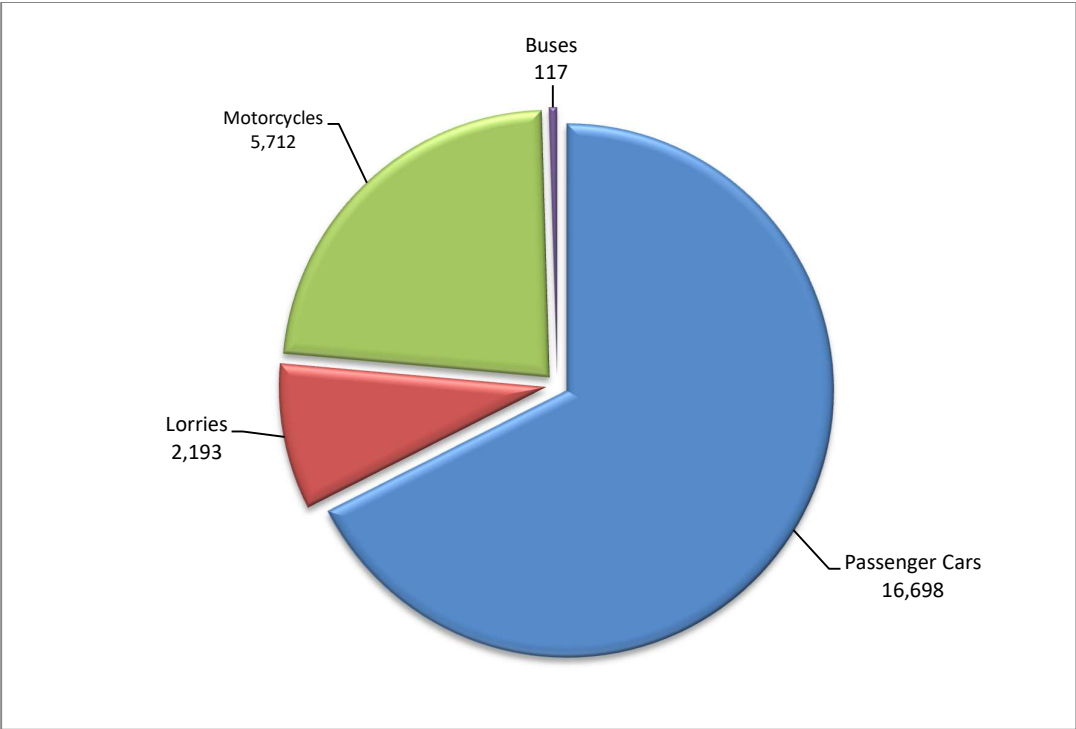
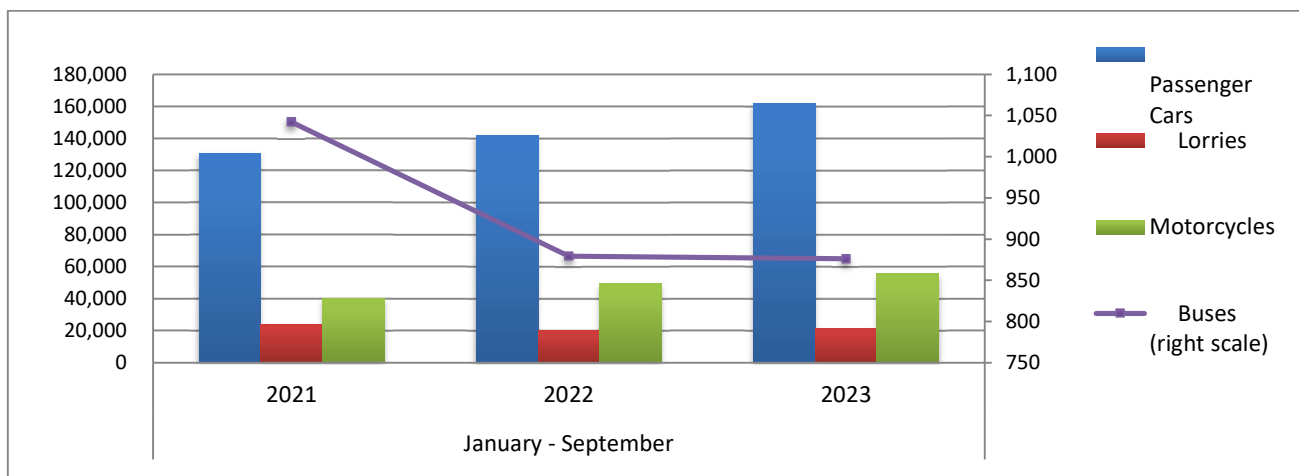


Table 3. Road motor vehicles, both new and used, put into circulation for the first time in Greece: January - September, years 2021 till 2023															
Category of Road Motor Vehicles	January - September									Change (%)					
	2021			2022			2023			2022/2021			2023/2022		
	Total	New	Used	Total	New	Used	Total	New	Used	Total	New	Used	Total	New	Used
Greece, total															
Road Motor Vehicles,total	195,434	126,174	69,260	212,597	136,522	76,075	239,565	165,579	73,986	8.8%	8.2%	9.8%	12.7%	21.3%	-2.7%
1. Road motor cars	155,564	89,857	65,707	163,160	90,714	72,446	184,138	113,068	71,070	4.9%	1.0%	10.3%	12.9%	24.6%	-1.9%
Passenger Cars	130,522	81,377	49,145	141,994	82,956	59,038	161,907	104,498	57,409	8.8%	1.9%	20.1%	14.0%	26.0%	-2.8%
Buses	1,042	312	730	879	163	716	876	212	664	-15.6%	-47.8%	-1.9%	-0.3%	30.1%	-7.3%
Lorries	24,000	8,168	15,832	20,287	7,595	12,692	21,355	8,358	12,997	-15.5%	-7.0%	-19.8%	5.3%	10.0%	2.4%
2. Motorcycles > 50 cc	39,870	36,317	3,553	49,437	45,808	3,629	55,427	52,511	2,916	24.0%	26.1%	2.1%	12.1%	14.6%	-19.6%
Prefecture of Attica															
Road Motor Vehicles,total *	102,481	76,963	25,518	113,397	83,083	30,314	133,389	103,660	29,729	10.7%	8.0%	18.8%	17.6%	24.8%	-1.9%
1. Road motor cars	84,341	59,636	24,705	91,957	62,558	29,399	108,797	79,897	28,900	9.0%	4.9%	19.0%	18.3%	27.7%	-1.7%
Passenger Cars	74,945	54,821	20,124	82,575	57,219	25,356	99,294	74,427	24,867	10.2%	4.4%	26.0%	20.2%	30.1%	-1.9%
Buses	278	93	185	342	75	267	451	129	322	23.0%	-19.4%	44.3%	31.9%	72.0%	20.6%
Lorries	9,118	4,722	4,396	9,040	5,264	3,776	9,052	5,341	3,711	-0.9%	11.5%	-14.1%	0.1%	1.5%	-1.7%
2. Motorcycles > 50 cc*	18,140	17,327	813	21,440	20,525	915	24,592	23,763	829	18.2%	18.5%	12.5%	14.7%	15.8%	-9.4%

* Data concerning motorcycles in the prefecture of Attica for June 2023 have been revised.

Graph 6. New Motor Vehicles Circulation Licenses: January – September, years 2021 till 2023



Graph 7. New Registrations of Motor Vehicles: January – September 2023

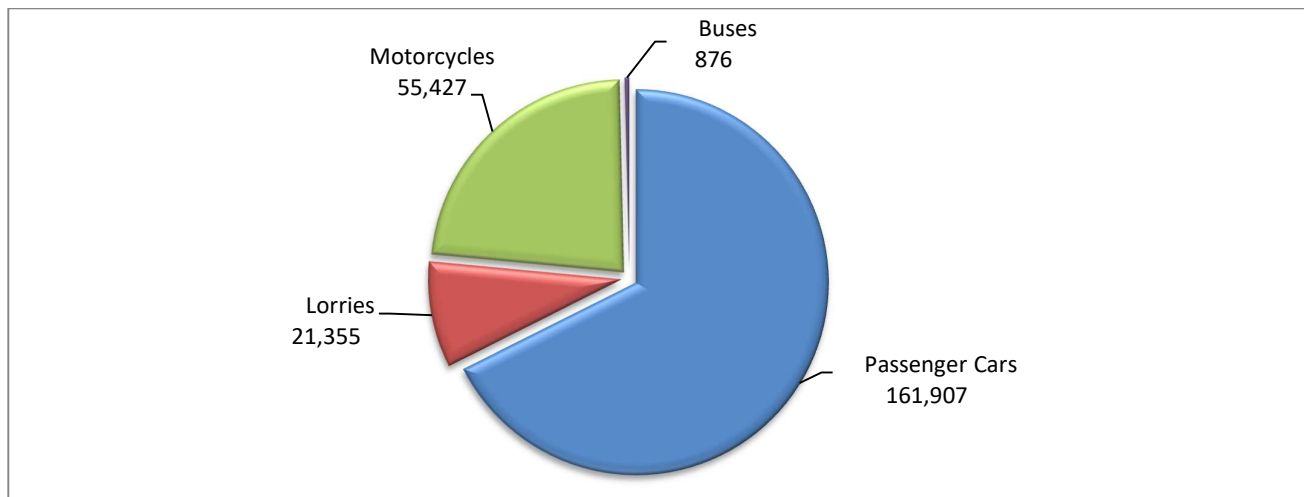


Table 4
Sales of new and used passenger cars by make: September 2023 and January - September 2023

Make	Passenger cars			
	September		January - September	
	new	used	new	used
ADRIA	-	-	-	6
ALFA ROMEO	9	37	306	404
ALPINA	1	-	8	1
ASTON MARTIN	-	1	-	3
AUDI	251	90	2,994	998
AUTO RIBEIRO	1	-	3	-
BENTLEY	-	1	2	7
BMW	716	163	4,096	1,532
BURSTNER	-	-	-	8
BYD	-	-	4	-
CADILLAC	-	-	-	1
CAPRON	-	-	4	9
CARTHAGO	-	-	-	2
CHAUSSON	-	-	1	-
CHEVROLET	-	32	-	229
CHRYSLER	-	2	-	6
CITROEN	322	173	3,327	2,163
CITROEN / DS	611	20	3,859	246
CUPRA	180	1	605	5
DACIA	345	151	2,853	1,597
DAIHATSU	-	1	-	11
DETHLEFFS	-	1	-	3
DODGE	-	-	-	4
DS	95	3	871	31
ESAGONO ENERGIA srl ¹	1	-	1	-
FERRARI	1	-	2	14
FIAT	442	227	4,775	2,840
FORD	305	394	3,591	4,176
FORD ¹	-	-	6	-
FIAT	-	-	-	1
GENERAL MOTORS	-	-	-	1
GRUAU LAVAL	-	-	-	1
HOBBY	-	-	-	3
HONDA	26	52	158	442
HYMER	-	-	3	5
HYUNDAI	782	458	7,495	4,655
INFINITI	-	6	-	53
IVECO S.p.a/LAIKA CARAVANS SpA	-	-	-	1
JACK	-	-	-	1
JAGUAR	23	12	127	106
JEEP	139	27	1,509	292
JUGUAR	-	-	-	3
KIA	418	89	4,885	1,120
KNAUS	-	-	-	14
LADA	-	-	-	5
LAGERMAX AUTOTRANSPORT	2	-	2	-

Table 4 (cont)
Sales of new and used passenger cars by make: September 2023 and January - September 2023

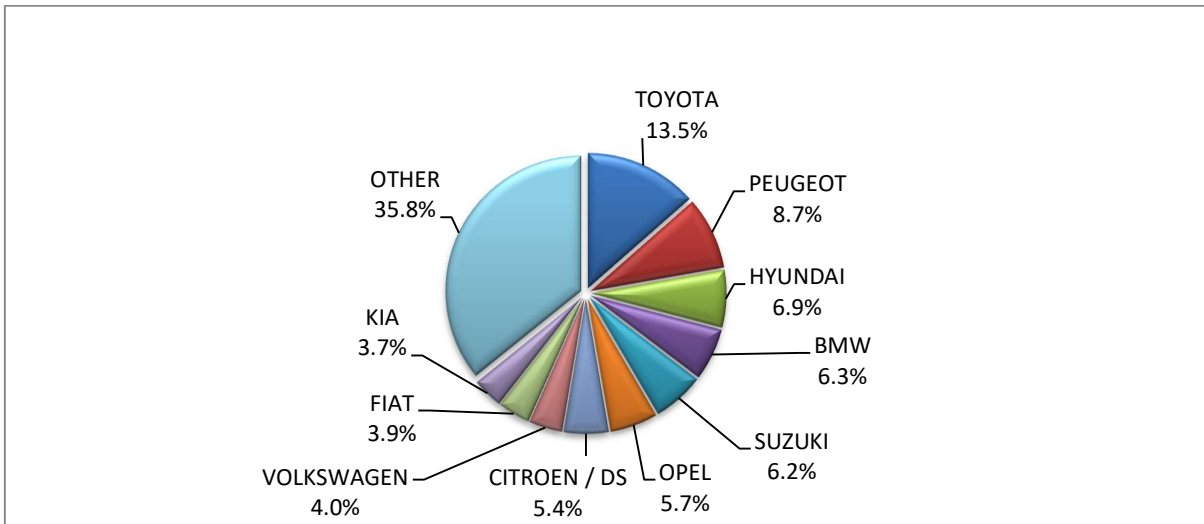
Make	Passenger cars			
	September		January - September	
	new	used	new	used
LAMBORGHINI	-	1	-	7
LANCIA	-	3	1	34
LAND ROVER	90	30	487	466
LEAPMOTOR	-	-	1	-
LEVC	-	-	4	-
LEXUS	32	5	235	62
LOTUS	-	-	2	2
MASERATI	-	-	35	22
MAZDA	88	25	897	249
MC LOUIS SPA	-	-	-	1
MCLAREN	-	-	-	1
MERCEDES	316	328	2,968	3,713
MERCEDES ¹	-	-	8	-
MERCEDES MAYBACH	-	-	-	2
MG	19	-	31	-
MG, ROEWE	160	-	243	-
MINI	249	40	1,578	467
MITSUBISHI	-	81	52	832
MOBILVETTA DESIGN SpA	-	1	-	3
MPM MOTORS	-	-	-	1
NISSAN	181	386	2,293	4,011
OPEL	653	345	9,090	4,127
PEUGEOT	992	310	8,739	3,445
PEUGEOT ²	2	-	8	-
PORSCHE	16	35	145	334
PSA AUTOMOBILES	-	1	-	1
RANGE ROVER	2	-	48	31
RELIANT	-	-	-	1
RENAULT	388	606	3,661	6,671
RIMOR	-	-	-	1
RIMOR, XGO, BLUCAMP, KENTUCKY CAMP, AHORN	-	-	-	1
ROLLER TEAM	-	-	2	-
ROLLS ROYCE	-	-	-	1
SAAB	-	1	-	7
SEA / ELNAGH	-	-	-	2
SEAT	74	51	1,523	540
SKODA	212	137	2,198	1,508
SMART	7	94	53	897
SSANGYONG	-	1	-	3
SUBARU	3	4	78	65
SUZUKI	708	112	5,071	1,176
TESLA	333	1	1,373	27
TOYOTA	1,540	492	13,653	4,699
TRIGANO	-	-	-	3
TRIGANO CL, ROLLER TEAM, CHALLENGER, CHAUSSON	-	-	-	1
VOLKSWAGEN	456	247	6,778	2,800
VOLVO	211	17	1,755	192
WEINSBERG	-	-	-	1

Table 4 (cont)
Sales of new and used passenger cars by make: September 2023 and January - September 2023

Make	Passenger cars			
	September		January - September	
	new	used	new	used
WEINSBERG	-	-	-	1
WILLYS	-	1	-	3
ZHIDOU, ZD, ELARIS	-	-	1	-
TOTAL	11,402	5,296	104,498	57,409

1 : With 2nd/3rd stage manufacturer in Greece.
 2 : With 2nd/3rd stage manufacturer abroad.

Graph 8. Sales of new passenger cars by make (September 2023)



Graph 9. Sales of new passenger cars by make (January – September 2023)

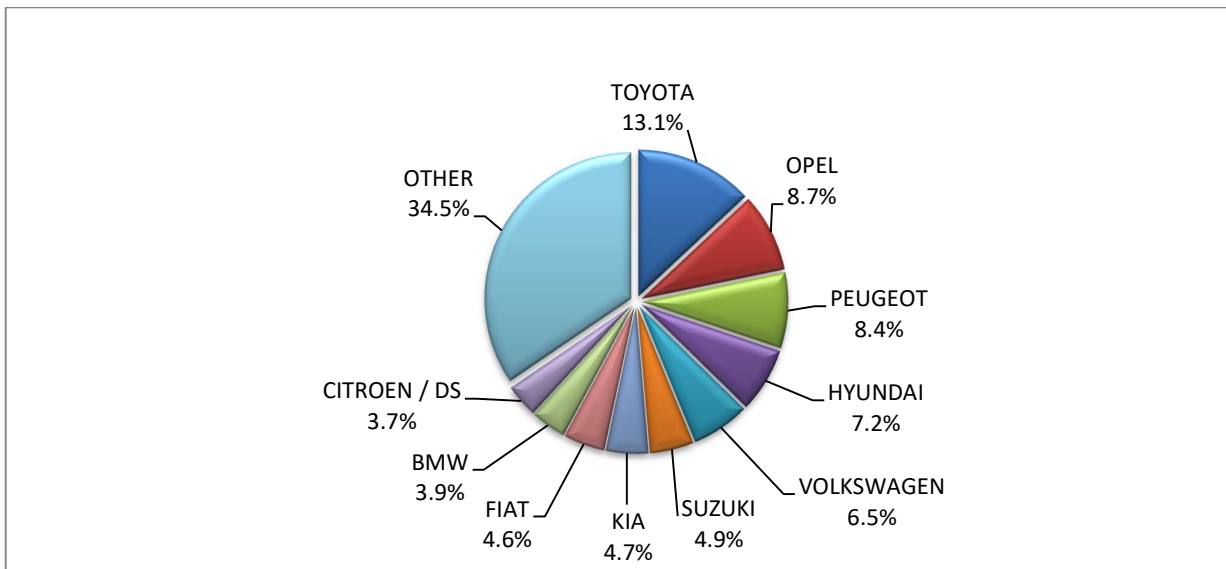


Table 5
Sales of new and used lorries by make: September 2023 and January - September 2023

Make	Lorries			
	September		January - September	
	new	used	new	used
A. KAOUSSIS SA	3	-	3	-
ADDAX, ISEKI, STAMA	-	-	1	-
BMC	6	-	6	-
BMC Otomotiv Sanayi ve Ticaret A.Ş. ¹	-	-	5	-
BYD	-	-	31	-
CENNTRO	-	-	4	-
CHRYSLER	-	-	-	2
CITROEN	90	38	587	346
CITROEN DANGEL	-	-	1	-
DACIA	-	2	-	45
DAF	32	43	33	426
DAF ¹	5	-	55	1
DAIHATSU	-	-	-	3
DENNIS EAGLE	-	-	-	3
DODGE	-	1	-	5
FCA US LLC	-	1	-	4
FIAT	55	87	869	1,002
FIAT DUCATO ¹	-	-	1	-
FIAT-IVECO	-	1	-	21
FORD	164	173	1,491	1,710
FORD ¹	-	-	27	-
GINAF	-	-	-	3
GOUPIL	-	-	1	-
GOUPIL, MEGA, POLARIS, GEM	3	-	12	-
HYUNDAI	-	-	-	20
ISUZU	28	12	214	144
IVECO	12	25	26	308
IVECO ¹	7	-	62	2
IVECO ²	-	-	7	-
IVECO MAGIRUS	-	9	-	19
IVECO MAGIRUS ¹	-	-	11	-
JEEP	4	-	42	5
KIA	-	1	-	3
KIEFER	-	-	-	1
LAGERMAX AUTOTRANSPORT	1	-	1	-
LAND ROVER	-	2	4	8
LEVC	-	-	2	-
MAN	1	67	4	776
MAN ¹	3	1	30	4
MAN-VOLKS WAGEN	-	-	-	1
MAXUS, LDV	6	-	25	1
MAZDA	-	2	-	7
MERCEDES	66	289	178	3,249
MERCEDES ¹	9	-	161	4

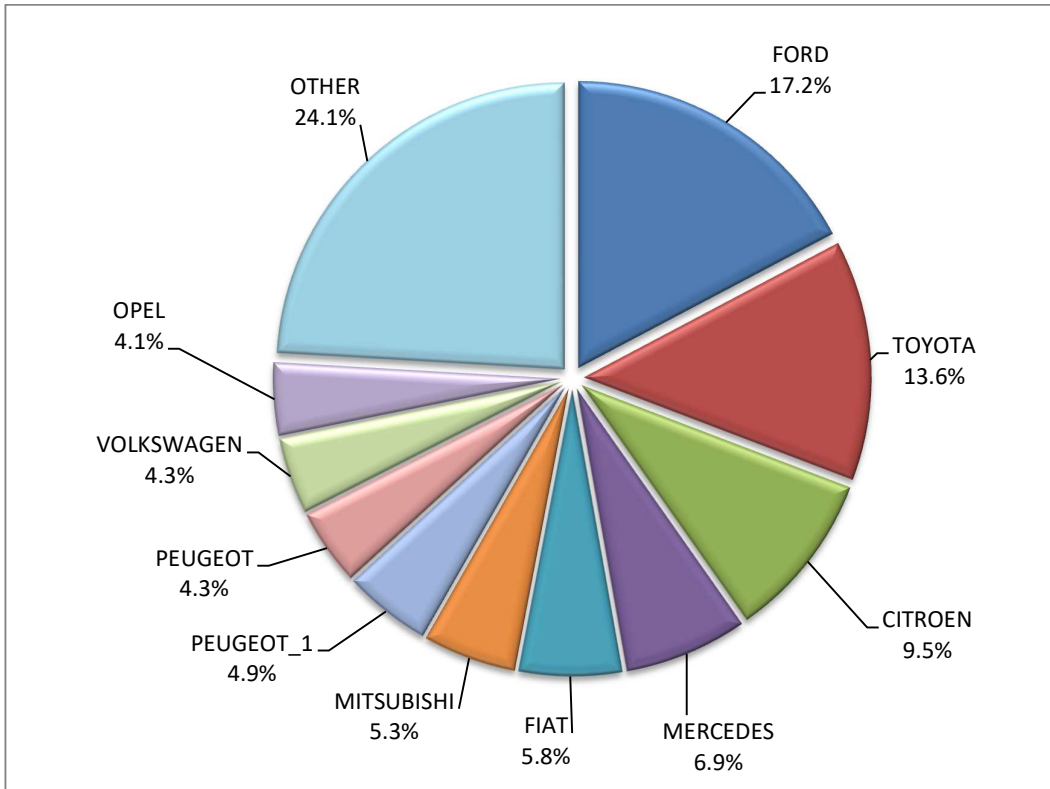
Table 5 (cont)
Sales of new and used lorries by make: September 2023 and January - September 2023

Make	Lorries			
	September		January - September	
	new	used	new	used
MERCEDES ²	-	-	3	1
mitsubishi	50	28	57	273
MITSUBISHI ¹	8	-	98	1
NISSAN	13	42	99	413
NISSAN ¹	-	-	2	1
NISSAN ²	-	-	-	2
OAF	-	-	-	2
OPEL	39	37	562	396
PEUGEOT	41	44	1,140	373
PEUGEOT ¹	47	-	187	-
PIAGGIO	3	3	24	36
PIAGGIO ¹	-	-	6	-
PIAGGIO ²	-	-	2	-
RENAULT	26	71	222	795
REPETTI S.P.A.	-	1	-	1
SAAB	-	-	-	1
SCANIA	-	88	16	776
SCANIA ¹	-	-	6	-
SEAT	-	-	-	6
SKODA	-	1	-	5
SSANGYONG	-	1	-	6
STEYER	-	-	-	1
SUZUKI	30	1	192	2
TECMEC A.E.B.E.	1	-	10	-
TOUMBAS D. & CO	1	-	1	-
TOYOTA	129	39	1,388	258
VOLKSWAGEN	41	47	312	481
VOLVO	25	85	96	1,043
VOLVO ¹	2	-	41	-
YAZ	-	-	-	1
TOTAL	951	1,242	8,358	12,997

1 : With 2nd/3rd stage manufacturer in Greece.

2 : With 2nd/3rd stage manufacturer abroad.

Graph 10. Sales of new lorries by make (September 2023)



Graph 11. Sales of new lorries by make (January – September 2023)

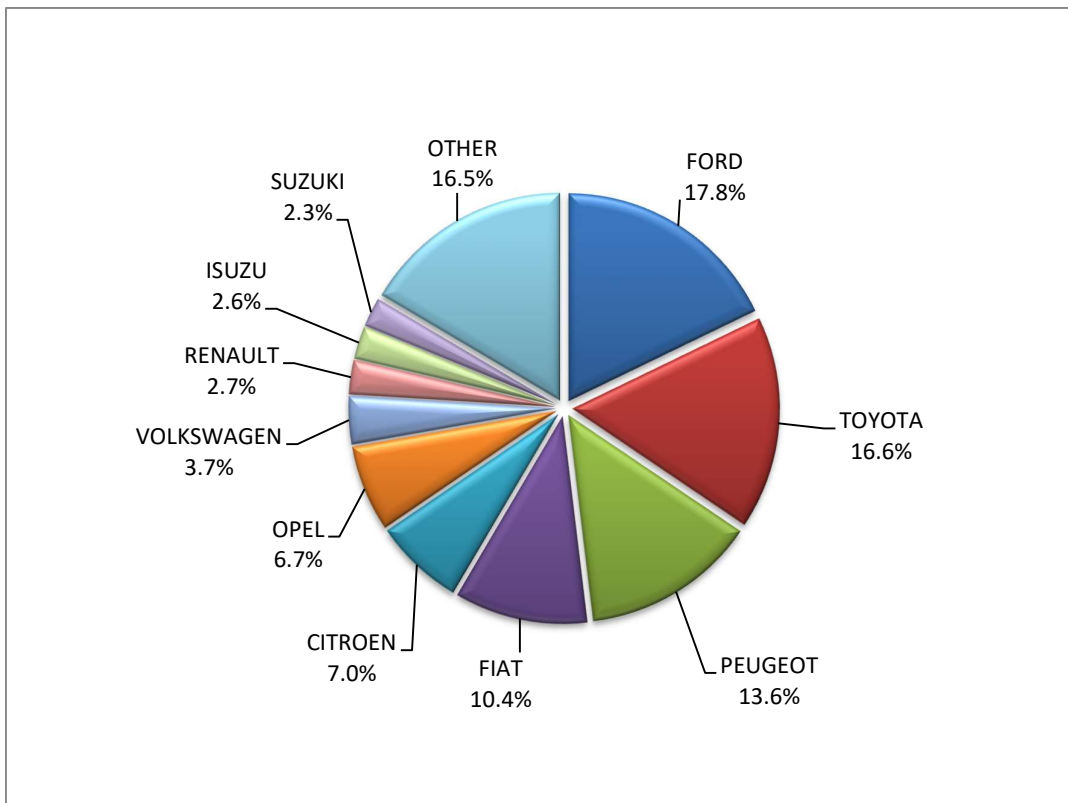


Table 6
Sales of new and used buses by make: September 2023 and January - September 2023

Make	Buses			
	September		January - September	
	new	used	new	used
AYATS	-	-	-	1
BOVA	-	4	-	24
EVOBUS	-	-	-	2
FORD	-	3	1	9
FORD ¹	-	-	4	-
HIGER	-	-	-	1
IRISBUS	-	-	-	2
ISUZU	-	-	-	1
ISUZU, ANADOLU ISUZU, TURKUAZ, TURQUOISE, AIOS, AOS, GLOBUS	-	-	2	-
ISUZU, AOS, GLOBUS	1	-	4	-
IVECO	-	-	-	5
IVECO ¹	-	-	1	-
KARSAN	-	-	3	-
KASSBOHRER	-	-	-	1
KING LONG	-	-	2	1
MAN	9	5	20	56
MAN/NEOPLAN	-	1	-	4
MERCEDES	2	59	5	452
MERCEDES ¹	11	-	131	4
MERCEDES ²	1	2	18	12
NEOPLAN	-	1	3	12
OPEL	-	1	-	1
OTOKAR	-	1	-	4
RAMPINI	-	-	4	-
RENAULT	-	1	1	1
SCANIA	-	-	-	3
SETRA	-	4	-	40
TEMSA	7	3	13	17
VAN HOOL	-	-	-	3
VOLKSWAGEN	-	-	-	1
VOLVO	-	-	-	5
XIAMEN KING LONG	-	1	-	2
TOTAL	31	86	212	664

1 : With 2nd/3rd stage manufacturer in Greece.

2 : With 2nd/3rd stage manufacturer abroad.

Graph 12. Sales of new buses by make (January – September 2023)

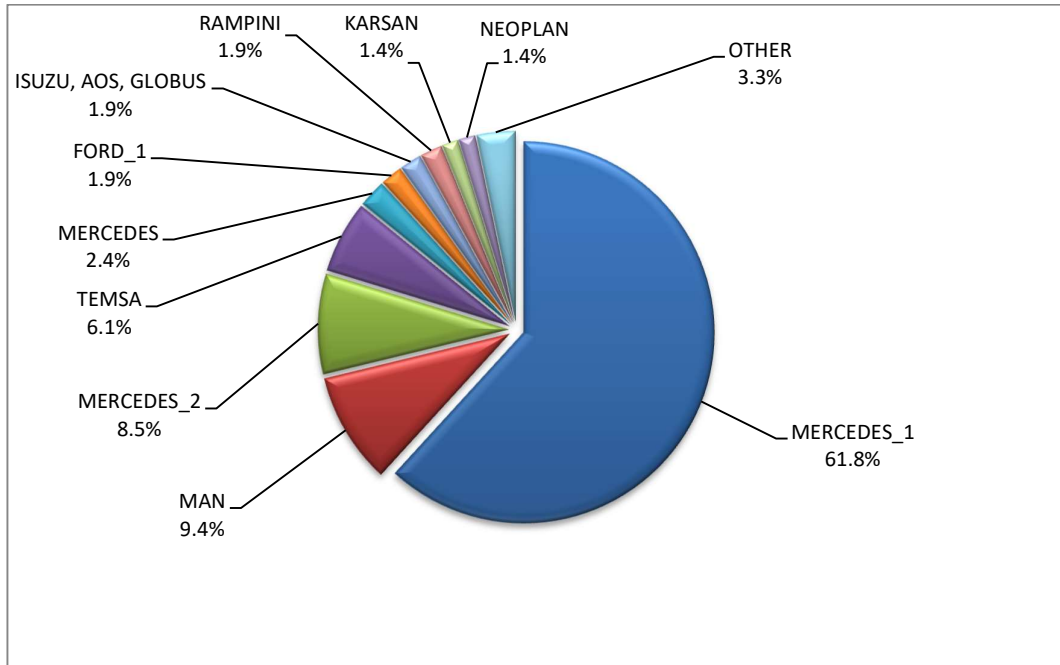


Table 7

Sales of new and used motorcycles by make or manufacturer: September 2023 and January - September 2023

Make	Motorcycles			
	September		January - September	
	new	used	new	used
ADIVA	-	1	-	1
AEON MOTOR	-	-	-	2
AGUSTA MV	-	-	-	1
AJP	-	-	1	-
ALRENDO	-	-	1	-
APRILIA	47	6	496	32
ARIIC, JINLANG	4	-	38	-
ARMONY, ARORA, BUKE, BULL MOTORS	8	-	46	-
BAJAJ	-	-	29	-
BAOTIAN, SUPERKING, WALTON, HONDA	-	-	1	-
BASHAN, AMGroup, AMGroup Bike, DON, IRBIS, WORKER BEAR, Nomik ATV 2	2	-	22	-
BAW	-	-	8	-
BENDA, KEEWAY, BDMOTO	-	-	2	-
BENELLI	115	1	682	8
BETA	6	2	83	7
BMW	69	28	809	274
BOMBARDIER RECREATIONAL PRODUCTS ING (BRP)	1	-	9	11
BRIXTON	17	-	118	1
BRP	-	-	-	1
BUELL	-	-	-	1
BUGGYCAR, HOLLYBEACH, ITALCAR	1	-	1	-
CAKE	-	-	1	-
CARVER	-	-	1	-
CENNTRO	2	-	2	-

Table 7 (cont)

Sales of new and used motorcycles by make or manufacturer: September 2023 and January - September 2023

Make	Motorcycles			
	September		January - September	
	new	used	new	used
CFMOTO	105	-	2,011	8
CFMOTO, KEEWAY	1	-	37	-
CFMOTO, ZEEHO	2	-	24	-
CHANGJIANG	-	-	-	4
CLUB CAR, LLC	-	-	-	1
DAELIM	-	-	-	3
DAYANG, DAYTONA MOTORS, NIPPONIA, DOCKER, WAYEL, SUMCO, VEEROAD, CETUR, RUTEC, ZENKO	3	-	34	-
DAYANG, DAYTONA MOTORS, NIPPONIA, DYMOTO, DOCKER, VEEROAD, EVO MOTORS, SUMCO, CETUR, HANSOM	2	-	34	-
DAYANG, DAYTONA MOTORS, NIPPONIA, DYMOTO, VEEROAD, EVO MOTORS, MH MOTORCYCLES, FKM, FKMOTORS,	11	-	130	-
DAYANG, DAYTONA MOTORS, NIPPONIA, KUBA, VEEROAD, SUMCO, CETUR, RUTEC	68	-	756	2
DAYANG, DAYTONA MOTORS, NIPPONIA, VEEROAD	158	-	1,694	1
DAYANG, DAYTONA MOTORS, NIPPONIA, VEEROAD, DOCKER	45	-	633	-
DAYANG, DAYTONA MOTORS, NIPPONIA, VEEROAD, RUTEC, CETUR	55	-	114	-
DAYANG, DYMOTO, DAYTONA MOTORS, NIPPONIA, MH MOTORCYCLES, ORCAL, SUMCO, KUBA, RKS, RUTEC	3	-	4	-
DAYANG, ECOCREMO, ECOOTER, ECOOTOR, AGM, ORCAL, SUMCO	-	-	3	-
DAYANG, NIPPONIA, DAYTONA MOTORS, VEEROAD, SUMCO, DOCKER, MH MOTORCYCLES	2	-	15	-
DAYI MOTOR	-	-	1	-
DAYTONA	-	-	33	-
DAYTONA MOTORS, DAYANG, DYMOTO, NIPPONIA, MH MOTORCYCLES, ORCAL, SUMCO, RUTEC, AJS	1	-	9	-
DAYTONA MOTORS, DAYANG, NIPPONIA, DYMOTO, DOCKER, VEEROAD, EVO MOTORS, SUMCO, CETUR, HANSOM, RUTEC	4	-	48	1
DAYTONA MOTORS, EVO MOTORS, LONGJIA, ORCAL, NECO, VGA, ROMET MOTORS, DRAX, MONDIAL, JUNAK, ONLINE	2	-	29	-
DAYTONA MOTORS, YINGANG, KUBA, RKS, SKYJET, MAGPOWER, MITT, VENTUR, ARCHIVE MOTORCYCLE	2	-	23	-
DAYTONA MOTORS, ZONTES, TAYO, KIDEN, Haojiang, ZHONGYU, Sharpon, TANNY, TYAN, Senke, B BETA	41	-	91	-
DERBI	-	-	-	5
DMEMOTO, Elyx Smart, OPAI, DME	1	-	1	-
DONGBEN, GANCIN, DIRONG, KRAL	1	-	1	-
DOOHAN	1	-	3	-
DUCATI	14	3	152	54
E TUK FACTORY	-	-	1	-
E.F.O., GOLDEN LION, SAKURA, ARTISAN, Fauro, ETALIAN, Viverra, Varaneo, Kito, E-mio, velca, E-KUMA, BOLIDE	2	-	14	-
E-BROH	-	-	2	-
ECOOTER, ETRIX, AGM, DRAX, ORCAL, SUMCO	5	-	14	-
EFUN, PULSE, ZAP	-	-	1	-
EFUN, ZAP	5	-	98	1
EFUN, ZAP, FRISON, easy-watts	-	-	9	-
EMBUGGY, EVANGEL, The Original BeachBuggy, Beach Buggy	-	-	56	-
EVA, EMBUGGY, VINTAGE, EVANGEL	-	-	2	-
FANGPOWER, Kontio Motors	-	-	47	-
FANTIC MOTOR	2	-	10	2
FD MOTORS, FASPIDER, Daytona Motors, EVO Motors, Veeroad	4	-	31	-

Table 7 (cont)

Sales of new and used motorcycles by make or manufacturer: September 2023 and January - September 2023

Make	Motorcycles			
	September		January - September	
	new	used	new	used
FD MOTORS, FASPIDER, DAYTONA MOTORS, NIPPONIA, QUANTYA	7	-	38	-
FELQ	-	-	2	-
FENGCHENG, FULLCHEER, Barman-pakro, NITSURO, VOLDORK, SPIMRI, Elektra EV, EKOe, BITMART	1	-	8	-
FULL HOUSE	-	1	-	1
GARIA	-	-	1	-
GASGAS	1	-	11	4
GENERIC,EXPLORER,MALANCA,KSR Moto Austria, Motron Motorrad	4	-	29	-
GILERA, PIAGGIO	-	-	-	3
GOLDEN LION, SAKURA, ARTISAN, ETALIAN, E-mio, Fauro, Kito, Varaneo, Virerra, E.F.O., BOLIDE, E-KUMA, velca	4	-	16	-
GPX	4	-	77	-
GUSITE, RKS, KUBA, KOKO, KAVIR, BECANE, EVO MOTORS, Daytona MOTORS, SUMCO, SKYJET	16	-	77	-
Haojiang, ZONTES, TAYO, Sharpon, IFINO, KIDEN, ZHONGYU, CUBTOM, DIYUN, NAMIN, TIM DERVI, VUKA, THUMP, R-ipper	8	-	70	-
HARLEY DAVIDSON	2	7	8	98
HONDA	1,032	52	10,314	480
HOOOON, PICKMAN	1	-	2	-
HORWIN	-	-	9	-
HSUN CROWN YAMO	-	1	-	1
HUSQVARNA	12	3	86	26
HYOSUNG	-	-	2	1
INDIAN MOTORCYCLE	-	-	20	1
ITALJET	-	-	2	-
JAWA	-	-	1	-
JCADI, TILGREEN, Grupo Invicta MOTOR, e-broh, FAURO	-	-	2	-
JIAJI, HUATIAN, FEILING, LINTEX, GOMAX, SOMOTO, TECHMOOVE, TAURIS	-	-	1	1
JIANSHE	-	-	2	1
JIAYUAN	7	-	91	-
JINCHENG	-	-	10	-
JINLING	-	-	-	1
JNEN, JUNENG, ZIPP, MOTORAN, HORS	3	-	38	-
JNEN, JUNENG, ZIPP, MOTORAN, HORS,FLEX TECH, RAZZO, TOROS, ONE, JUNAK	2	-	34	-
JNEN, JUNENG, ZIPP, MOTORAN, ONE, RAZZO, FLEX TECH, TOROS, JUNAK, TURBHO, PEZAL	12	-	24	-
JONWAY, JMSTAR, SHENKE, HUIBANG	-	-	-	1
KAWASAKI	15	2	114	69
KEEWAY	2	-	5	3
KEEWAY, KUBA	5	-	11	-
KEEWAY, LONGJIA	13	-	39	-
KSR MOTO AUSTRIA, MOTRON MOTORRAD	2	-	24	-
KTM	36	16	303	164
KUBA, MH MOTORCYCLES, MGB, SHINERAY, Daytona Motors, MASH	2	-	39	-
KYMCO	199	29	2,008	341
LAMBRETTA	1	-	12	1
LEONE	-	-	-	1
LIFAN, HONLEI, SKYGO, BISAN-LIFAN	-	-	1	1
LINGKEN	-	-	-	1
Lingzhida, LINZDA, LINDN, LINYI, LONGMAO, NLIGHT	2	-	22	-
LINHAI, LHY, KUBA, ONLINE	-	-	31	2

Table 7 (cont)

Sales of new and used motorcycles by make or manufacturer: September 2023 and January - September 2023

Make	Motorcycles			
	September		January - September	
	new	used	new	used
LML	-	-	-	2
LOJO	1	-	1	-
LOJO, RAINWOLL	2	-	2	-
LOJO, SUNPULSE, YGM	3	-	26	-
LONCIN, KINLON, LONGTING, KUBA, YUKI, MONDIAL, STMAX, KANUNI, MOTORAN, ASYA, QUSWA, PUMAREX, RALLY USA, MOD, CCM	14	-	104	1
LONCIN, KINLON, X-GEAR, BLADE	-	-	1	-
LONCIN, KUBA, RKS , ITALIKA, SUNRACE, SKY, MALAGUTI, SUPERBIKE, ROCKET, NOVELBAT, TIGREMOTO	-	-	1	-
LONCIN, KUBA, RKS, ITALIKA, VOGÉ, SUNRACE, SKY, MALAGUTI, ROCKET, SUPERBIKE, NOVELBAT, TRIDIAMOND	35	-	297	-
LONCIN, VOGÉ	15	-	113	-
LONCIN, VOGÉ, KUBA, RKS , ITALIKA, SUNRACE, SKY, MALAGUTI, SUPERBIKE, ROCKET, NOVELBAT, TIGREMOTO, GREEN	4	-	59	-
LONCIN, VOGÉ, VOGÉPRO	27	-	237	-
LONCIN, KUBA, RKS, ITALIKA, SUNRACE, SKY, MALAGUTI, SUPERBIKE, ROCKET, NOVELBAT, TIGREMOTO, GREEN	-	1	14	1
LONGJIA LEXMOTO	-	-	-	1
LONGJIA, ITALJET, ORCAL, BEELINE, ROMET MOTORS, GEMINI, LEXMOTO, JAHANRO, VGA, DAYTONA MOTORS	-	-	1	-
LONGJIA, ORCAL, NECO	1	-	10	-
LONGJIA, ORCAL, NECO, ALFASCOOTERS, VGA, ROMET MOTORS, BARTON MOTORS, OVER, CAROLYN, KANUNI, BTC	25	-	157	-
LONGJIA, ORCAL, NECO, ALFASCOOTERS, VGA, ROMET MOTORS, RYMCO, ASUS, OVER, CAROLYN, KANUNI, BTC, TURBHO, ITALMOTO	3	-	86	2
LONGJIA, ORCAL, NECO, VGA, Gemini	2	-	11	-
LONGJIA, ORCAL, NECO, VGA, ROMET MOTORS	7	-	80	-
LONGJIA, ORCAL, NECO, VGA, ROMET MOTORS, ROUTER, lexmoto, Gemini, MH, motorcycles	-	-	5	-
LUQI, TWISTER WHEEL, SPYDER WHEELZ, DJJD, GTS, TEKUON, Eway, Emoto, Bikers, i-coco	-	-	1	-
LVNENG	1	-	20	-
LONGJIA, ZUNDAPP, VGA, NECO, BTC, ALFASCOOTERS, ROMET MOTORS	4	-	5	-
MACBOR, RVM, COLOVE, ORCAL, DAYTONA MOTORS, ZF-KY, Lexmoto, OVER BIKES, YUKI, AJS	4	-	91	-
MALAGUTI	38	-	261	6
MBK	-	1	7	6
MELEX	-	-	15	-
MGK HM	204	2	1,692	3
MICRO	4	-	11	-
MINSK, ZONGSHEN, IRIBIS, MONDIAL, LEXMOTO, JUNAK, HONLEY, OVERBIKES	-	-	3	-
MODENAS	-	-	-	2
MONDIAL, UGUR, YIBEN, DERRACE, ISILDAR, TGB, APACHI, ISILDAR APACHI	-	-	6	-
MOTO GUZZI	7	1	62	1
MOTO MORINI	3	-	21	-
MOTRON MOTORRAD, ZONGSHEN	-	-	4	-
MV AGUSTA	-	-	6	5
NACIONAL MOTOR SAU	-	-	-	1
NIU, NUUV	3	-	24	-
NOUN ELECTRIC	-	-	-	1
ODES	10	-	10	-
OPAI	-	-	3	-

Table 7 (cont)

Sales of new and used motorcycles by make or manufacturer: September 2023 and January - September 2023

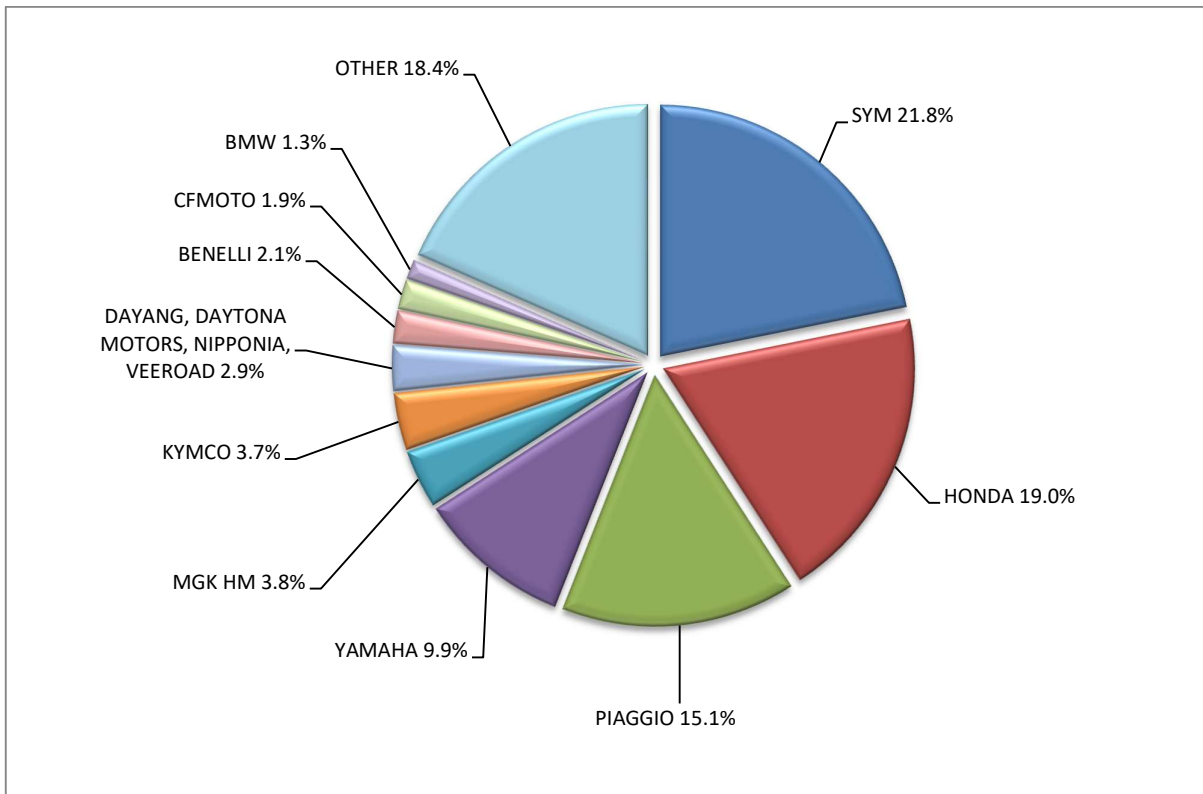
Make	Motorcycles			
	September		January - September	
	new	used	new	used
ORCAL, SOMOTO, AJS, SENKE, HERALD, ITALJET, WACCO, MOTOBİ, CLEVELAND CYCLEWERKS ACE, MERCURY, SAXXX, SFM	2	-	2	3
OVRIGA	-	-	-	1
PAXSTER	-	-	1	-
PEUGEOT	21	2	109	16
PIAGGIO	822	27	7,395	329
PILOTCAR	-	-	2	-
POLARIS	4	-	125	2
POLINI	-	-	-	1
PURSANG	-	-	1	-
QINGQI, PIONEER	-	-	-	2
QJ, QJIANG, KEEWAY, LEONE, KUBA, RKS, BENELLI, VENGO,QJMOTOR, B MOTOBİ, ONLINE	2	1	39	-
QJ, QJIANG, QJMOTOR, B MOTOBİ	23	-	148	-
QUADRO VEHICLES	-	-	-	2
RAY ELECTRIC MOTORS	-	-	2	-
REDMOTO	-	-	6	1
RENLI	4	-	78	-
RHON	-	-	-	1
ROYAL ENFIELD	29	-	282	2
Royalloy, Royal Alloy, RA	1	-	12	-
SAKURA, GOLDEN LION, ARTISAN, Fauro, ETALIAN, Viverra, Varaneo, Kito, E-mio, velca, E.F.O,E-KUMA, BOLIDE, LINZE	3	-	21	-
SAKURA, GOLDENLION, E.F.O., Fauro, Viverra, Nitrox, STRELLA City, Artisan	1	-	1	-
SAN YANG	-	-	-	3
SCUTUM, ETRIX, SILENCE	-	-	9	-
SEGWAY	3	-	77	-
SHANYANG, ATLAS PANTHER, YAMAZUKI MOTO, MOTORKING, Hirlee, XB	-	-	5	-
SHERCO	-	-	14	1
SHINERAY, SWM	-	-	9	-
SILENCE, SCUTUM, ETRIX	-	-	25	-
SKYTEAM	-	-	-	3
SKYTEAM, SACIN, CSR, METALCO, SOKUDO, BAZUKA, MINICO, MOTOSBASI, MOTOS BORDOY, SUMKO, ROXON, MONKEY BIKES	2	-	29	-
STANDARD MOTOR	-	-	-	1
STORM BEE, surron, Sur-ron	1	-	1	-
SUZUKI	22	13	301	141
SYM	1,186	9	12,759	116
TAIWAN GOLDEN B	-	-	-	1
TARO, JUNAK, BARTON MOTORS ,ORCAL, Lexmoto	17	-	237	-
TARO, JUNAK, BARTON MOTORS, ORCAL, Lexmoto, MITT, NECO, WOTTAN, MAGPOWER, ADAMOTO MOTORCYCLES	-	-	5	-
TARO, JUNAK, BARTON MOTORS, ORCAL, Lexmoto, MITT, NECO, WOTTAN, MAGPOWER, ADAMOTO, MAXON, MAX-ON, TRMOTOR, CHUANL	8	-	59	-
TARO, TRMOTOR, CHUANL, JUNAK, BARTON MOTORS, Lexmoto, MITT, NECO, MAXON, MAX-ON, MOTOBİ, MOTO B, OVER BIKES	1	-	9	-
TARO, TRMOTOR, CHUANL, JUNAK, BARTON MOTORS, ORCAL, Lexmoto, MITT, NECO, WOTTAN, MAGPOWER, ADAMOTO MOTORCYCLES	-	-	28	-
TAYO, HAOJIANG, ZHONGYU, THUMP, THUMPSTAR, KIDEN, ZONTES, Junak, SENKE, TANNY, TYAN, ROMET	6	-	46	-

Table 7 (cont)

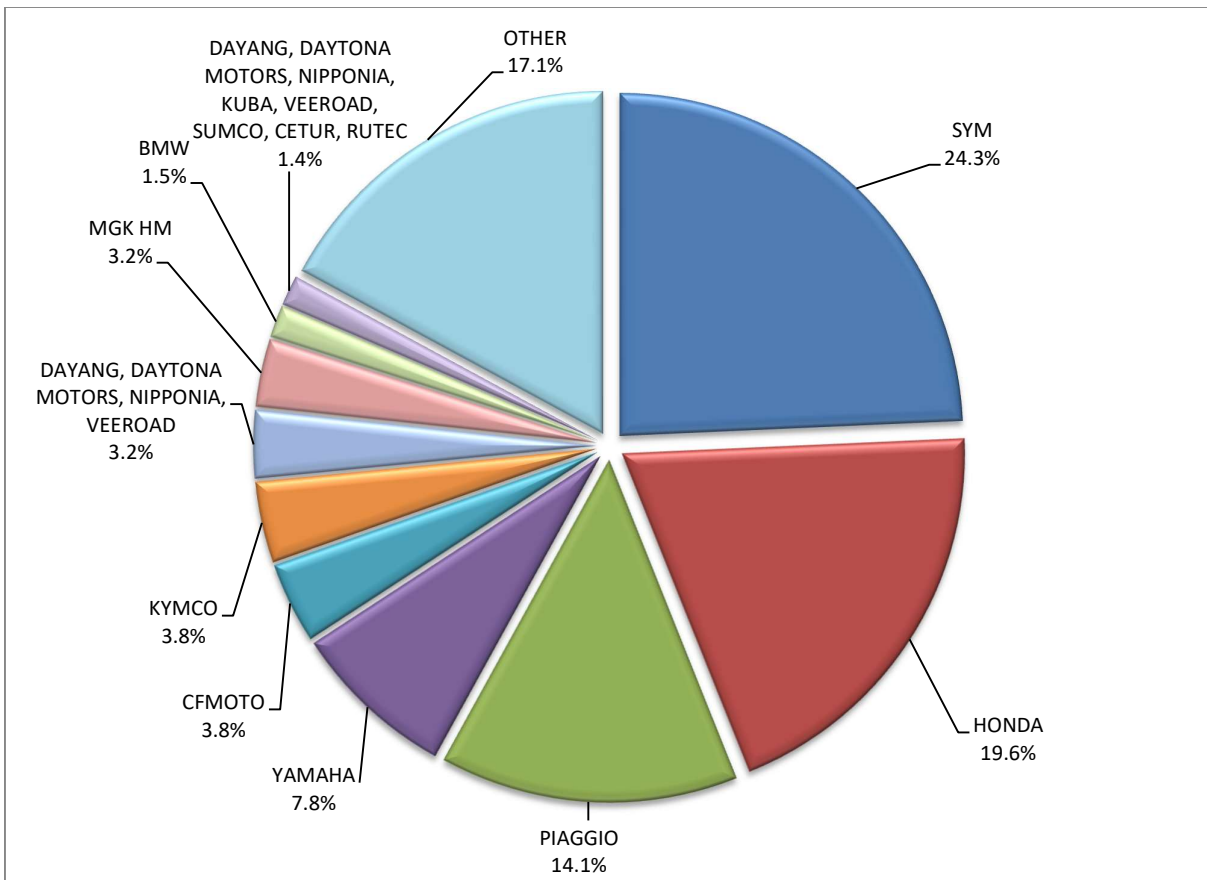
Sales of new and used motorcycles by make or manufacturer: September 2023 and January - September 2023

Make	Motorcycles			
	September		January - September	
	new	used	new	used
TAYO, HAOJIANG, ZHONGYU, THUMP, THUMPSTAR, KIDEN, ZONTES, Junak, SENKE, TANNY, TYAN, ROMET, ROMET MOTORS, ROUTER	12	-	158	-
TAYO, ZONTES, KIDEN, Haojiang, ZHONGYU, Sharpon, TANNY, TYAN, Senke, B BETA, Daytona Motors	9	-	130	-
TAZZARI	-	1	1	1
TGB	-	-	24	-
TIANMA, FASPIDER, GARELLI	-	-	-	2
TIANYING, RIYA, HONGYUNDA, TYM, HONLING, SANBEN, XINBEN, TAMCO, ALISON, DMK MOTORS	3	-	23	-
TINBOT, KOLLTER, MASAI, INTO, VIARELLI, EDRIVE, DuroCar, MGK HM, Fauro, BRINCO	-	-	3	-
TINBOT, KOLLTER, MASAI, MS ENERGY	-	-	2	-
TISTO, ETRIKOSKG	1	-	3	-
TM RACING	-	-	2	1
TODAY SUNSHINE	-	-	1	-
TRIUMPH	19	3	185	30
TROMOX	-	-	2	-
UM	16	-	29	-
VINCENHRD	-	-	-	1
VMOTO-SOCO, E-MAX, VMOTO, SUPER SOCO	8	-	64	2
VOGE, LONCIN, VOGEPRO	4	-	4	-
VOLTA, VTA, REVOLT	-	-	8	-
WANGYE, SANBEN, UM, KENOS, SUPERBYKE, MDC, MISTRAL	4	-	60	-
WG TRIKE	-	-	-	1
WONJAN,THRUST MOTOR, WMOTO, KEEWAY, TD	2	-	77	-
WOW!	-	-	1	-
XEV, X, XEV YOYO	-	-	3	-
XINRI, SUNRA ,APACHI, ISILDAR, ISILDAR APACHI, Wayscral, KRAL	10	-	49	-
XINYANG, X&Y	-	-	1	-
YADEA	-	-	15	-
YAMAHA	539	69	4,089	594
YASAN MOTOR, Kito	1	-	2	-
YINGANG, BENYI, ROMET MOTORS, YUKI, ROUTER, MOTORAN, DAYTONA MOTORS, M1NSK, KUBA, MONDIAL	-	-	-	1
YINXIANG, KENBO, VENOM, CHEETA, ZIPP, NEMO, FEKON, ANATOLIA, CANBO	1	-	3	-
YINXIANG, MONDIAL, GEMINI, TCB	1	-	15	-
YIYING	-	-	2	-
ZERO MOTORCYCLES	-	-	10	1
ZHIDOU , ZD, RKS	1	-	61	-
ZHONGNENG, ZNEN, AGM, AJS, YUKI, COLIBRI, EUROCKA, BTC, NOVA MOTORS, LEXMOTO	1	-	2	1
ZHONGNENG, ZNEN, AGM, BTC, CLS, COLIBRI, DAYTONA MOTORS, DERRACE, DOCKER, JM MOTORS, KUBA	5	-	54	-
ZHONGNENG, ZNEN, AGM, BTC, CLS, COLIBRI, DAYTONA MOTORS, DERRACE, DOCKER, JM MOTORS, KUBA, La souris, LEXMOTO	9	-	31	-
ZHONGNENG, ZNEN, AGM, YUKI, COLIBRI, LEXMOTO, Minimoto, NECO, ROMET MOTORS	3	-	11	-
ZONGSHEN, ZIP STAR, Lexmoto,ICONE, VORTEX,M1NSK, MACBOR, MONDIAL, ROMET MOTORS ,SINNIS, SPARKSTER, OVER BIKES	-	-	2	-
ZXMCO, NIJ, DAYTONA MOTORS, PINK	1	-	1	-
TOTAL	5,430	282	52,511	2,916

Graph 13. Sales of new motorcycles (September 2023)



Graph 14. Sales of new motorcycles (January – September 2023)



EXPLANATORY NOTES

Survey on the issuing of new road motor vehicle circulation licenses	The survey on the issuing of new motor vehicle circulation licenses is a census survey. The released data give information, at country level, on the brand and type of the motor vehicle, as well as whether it is new or used. The survey does not include vehicles that move on rails, trolley busses, agricultural tractors and machinery. In addition, the following are excluded: all motor vehicles of the Armed Forces, Police, Fire Brigade, State Services, Diplomatic Corps, Foreign Missions, and Invalids of Wars, as well as motorcycles with a cylinder capacity less than 50 cc.
Legal basis	Law 3832/2010
Reference Period	September 2023
Coverage	The production of monthly data is based on the registers held by the Ministry of Infrastructure, Transport and Networks, which records all the monthly changes observed in the vehicle registration licenses at country level.
Definitions	<p>Road motor vehicle is any vehicle that, irrespective of the number of wheels, is moved by an engine and is designed to transport persons or cargo or both of them, either they are on the same single vehicle or on a trailer carried by the main motor vehicle.</p> <p>New road motor vehicle is any motor vehicle that is registered for the first time in Greece during the reference month and has not been put into circulation in any other country.</p> <p>Used motor vehicle is any motor vehicle that is registered for the first time in Greece and has been imported as a used one from abroad</p> <p>Passenger motor vehicle: it is a motor vehicle designed to carry mostly people, having no more than 9 seats, including the driver's seat.</p> <p>Bus: it is a motor vehicle, which is designed to carry mostly people, having more than 10 seats, including the driver's seat. In the corresponding tables of this announcement, this category also includes articulated buses.</p> <p>Lorry: it is motor vehicle designed to carry mostly cargo. In the corresponding tables of this announcement, this category also includes tractors, tow trucks, articulated tractors, and trucks with trailers.</p> <p>Motorcycle: any two-wheeled motor vehicle, with or without sidecar, with maximum authorized design speed over 45 km/h, or in case it is powered by a combustion engine, with a cylinder capacity of 50 cc or over. In the corresponding tables of this announcement, this category also includes the three-wheeled motor vehicles – motor tricycles.</p> <p>Tricycle motor vehicle: it is a motor vehicle with three symmetrical wheels with maximum authorized design speed over 45 km/h, or in case it is powered by a combustion engine, with a cylinder capacity over the 50 cc. This category also includes four-wheel vehicles, except the light four-wheel motorcycles, whose empty vehicle tare (excluding the weight of the fuel or mixture of fuel-oil or the weight of the batteries for electric cars) is up to 400 kg in the case the vehicle is designed for passenger use or up to 550 kg in case the vehicle is designed to carry cargo and whose engine is up to 15KW.</p>
Methodology	Exhaustive Survey. The primary data derive from the Ministry of Infrastructure, Transport and Networks and are based on the issuing of new circulation licenses as they are registered by the Regional Offices for Transport and Communications.
References	More information (graphs, tables) concerning the survey on the issuing of new motor vehicle circulation licenses are available on the webpage of ELSTAT, www.statistics.gr , under the link http://www.statistics.gr/en/statistics/-/publication/SME24/