



## **PRESS RELEASE**

### **ISSUING OF MOTOR VEHICLE LICENSES: APRIL 2020**

The Hellenic Statistical Authority announces that in April 2020, 4,031 road motor cars (both new and used from abroad) were put into circulation for the first time, recording an 80.6% decrease compared with the corresponding month of 2019 when the number of road motor cars was 20,808. In April 2019, a 20.4% increase had been observed in comparison with the corresponding month of 2018 (Table 1, Graphs 1,2,3,5). A total number of 2,878 new cars were put into circulation in April 2020 compared with 12,996 in April 2019, recording a 77.9% decrease.

The new motorcycles over 50cc (both new and used from abroad) that were put into circulation for the first time in April 2020 amounted to 988, against 3,642 in 2019, thus recording a 72.9% decrease. In April 2019, a 20.3% increase had been observed in comparison with the corresponding month of 2018 (Table 1, Graph 4). Out of the above motorcycles 922 were new, while the corresponding figure in April 2019 was 3,322, recording a 72.2% decrease.

During the period January - April 2020, 51,445 road motor cars (both new and used from abroad) were put into circulation for the first time, representing a decrease of 30.5% compared to the corresponding period of 2019 when the number of road motor cars was 74,051. During the period January - April 2019 an increase of 8.1% had been observed in comparison with the corresponding period of 2018 (Table 3, Graphs 6,7). Out of the above number of road motor cars that were put into circulation, from January to April 2020, 25,816 were new, while the corresponding number during the respective period of 2019 was 41,392, recording a decrease of 37.6%.

During the period January - April 2020 the circulation of new motorcycles over 50cc (both new and used from abroad) amounted to 7,704 against 10,202 in 2019, thus representing a 24.5% decrease. An increase of 12.0% had been observed during the period January - April 2019 in comparison with the corresponding period of 2018 (Table 3, Graphs 6,7). A total number of 7,008 new motorcycles were put into circulation, from January to April 2020, compared with 9,124 during the corresponding period of 2019, recording a 23.2% decrease.

*Information on methodological issues:*

*Sectoral Statistics Division*

*Transport Statistics Section*

Pota Tzortzi, Konstantinos Menexes

Tel: +30 213 135 2187, +30 213 135 3055

Fax: +30 213 135 2757

e-mail: p.tzortzi@statistics.gr, k.menexes@statistics.gr

*Information for data provision:*

Tel: +30 213 135 2022

e-mail: data.dissem@statistics.gr

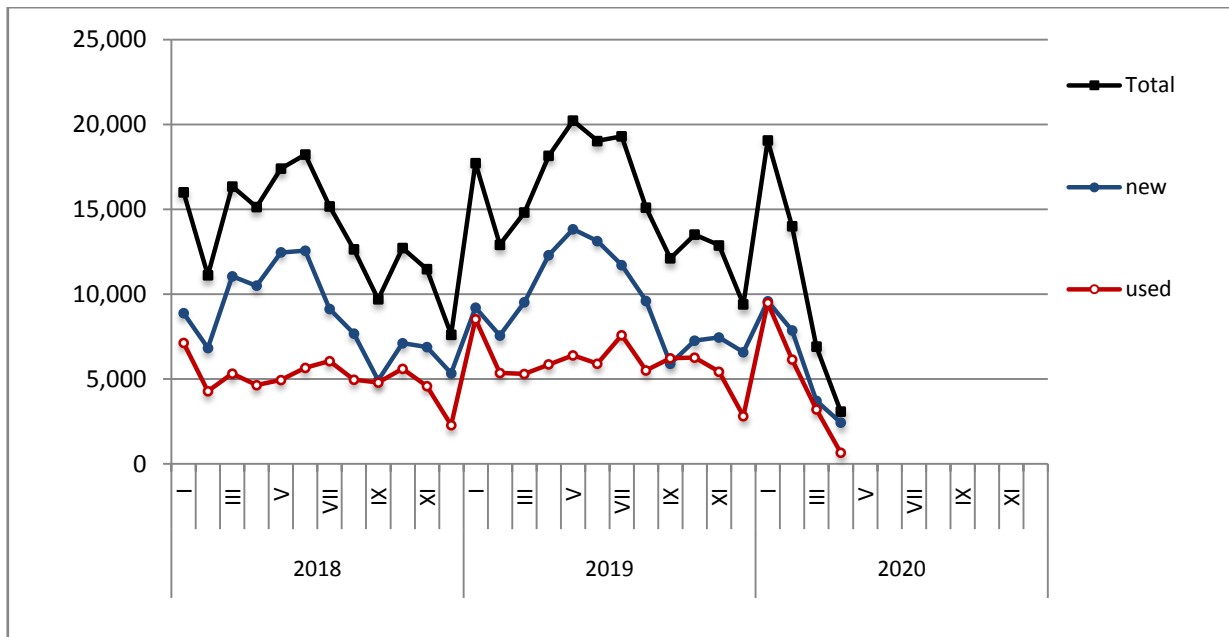
Table 1. Road motor vehicles, both new and used, put into circulation for the first time in Greece: April 2018 - 2020

Category of Road Motor Vehicles	April									Change (%)					
	2018			2019			2020			2019/2018			2020/2019		
	Total	New	Used	Total	New	Used	Total	New	Used	Total	New	Used	Total	New	Used
Greece, total															
Road Motor Vehicles,total	20,310	13,787	6,523	24,450	16,318	8,132	5,019	3,800	1,219	20.4%	18.4%	24.7%	-79.5%	-76.7%	-85.0%
1. Road motor cars	17,283	11,078	6,205	20,808	12,996	7,812	4,031	2,878	1,153	20.4%	17.3%	25.9%	-80.6%	-77.9%	-85.2%
Passenger Cars	15,127	10,494	4,633	18,147	12,294	5,853	3,080	2,427	653	20.0%	17.2%	26.3%	-83.0%	-80.3%	-88.8%
Buses	126	14	112	183	40	143	109	7	102	45.2%	185.7%	27.7%	-40.4%	-82.5%	-28.7%
Lorries	2,030	570	1,460	2,478	662	1,816	842	444	398	22.1%	16.1%	24.4%	-66.0%	-32.9%	-78.1%
2. Motorcycles > 50 cc	3,027	2,709	318	3,642	3,322	320	988	922	66	20.3%	22.6%	0.6%	-72.9%	-72.2%	-79.4%
Prefecture of Attica															
Road Motor Vehicles,total	10,805	8,731	2,074	12,633	9,950	2,683	2,947	2,518	429	16.9%	14.0%	29.4%	-76.7%	-74.7%	-84.0%
1. Road motor cars	9,551	7,532	2,019	10,994	8,379	2,615	2,401	1,990	411	15.1%	11.2%	29.5%	-78.2%	-76.3%	-84.3%
Passenger Cars	8,945	7,245	1,700	10,220	8,046	2,174	1,944	1,659	285	14.3%	11.1%	27.9%	-81.0%	-79.4%	-86.9%
Buses	51	8	43	61	20	41	8	3	5	19.6%	150.0%	-4.7%	-86.9%	-85.0%	-87.8%
Lorries	555	279	276	713	313	400	449	328	121	28.5%	12.2%	44.9%	-37.0%	4.8%	-69.8%
2. Motorcycles > 50 cc	1,254	1,199	55	1,639	1,571	68	546	528	18	30.7%	31.0%	23.6%	-66.7%	-66.4%	-73.5%

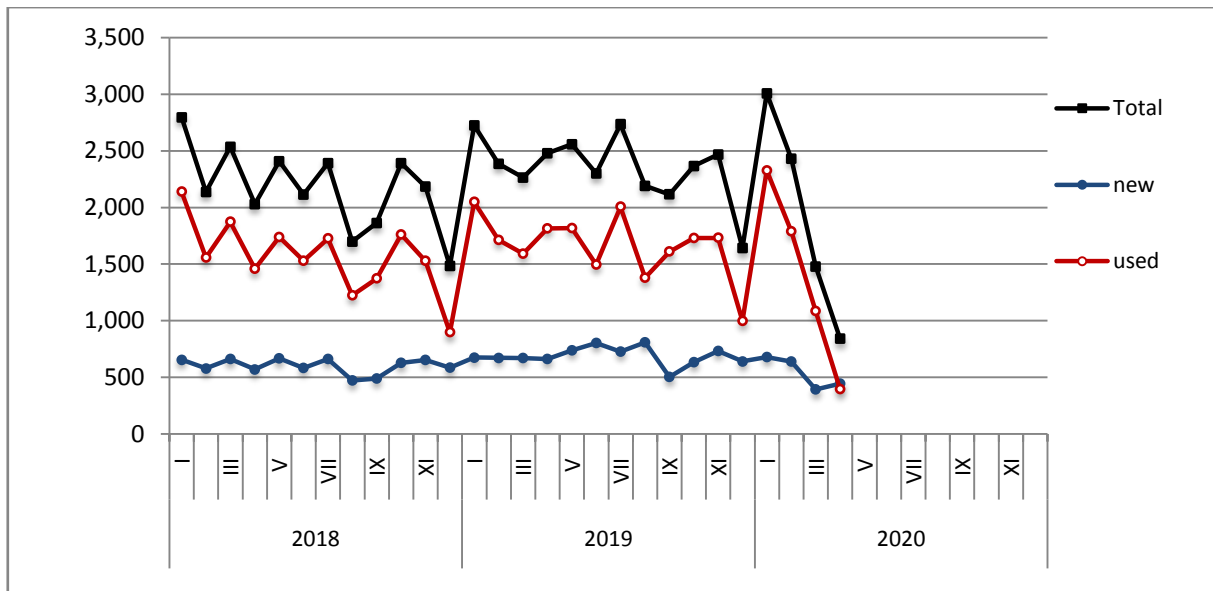
Table 2. Road motor vehicles, both new and used, put into circulation for the first time in Greece: May 2018 - April 2020

Category of Road Motor Vehicles	Average May 2018 - Apr. 2019			Average May 2019 - Apr. 2020			Change (%)		
							Average May 2019 - Apr. 2020 / Average May 2018 - Apr. 2019		
	Total	New	Used	Total	New	Used	Total	New	Used
Greece, total									
Road Motor Vehicles,total	19,524	12,229	7,295	19,300	11,921	7,379	-1.1%	-2.5%	1.2%
1. Road motor cars	16,365	9,365	7,000	16,028	8,921	7,107	-2.1%	-4.7%	1.5%
Passenger Cars	14,042	8,720	5,322	13,713	8,250	5,463	-2.3%	-5.4%	2.6%
Buses	125	27	98	138	26	112	10.4%	-3.7%	14.3%
Lorries	2,198	618	1,580	2,177	645	1,532	-1.0%	4.4%	-3.0%
2. Motorcycles > 50 cc	3,159	2,864	295	3,272	3,000	272	3.6%	4.7%	-7.8%

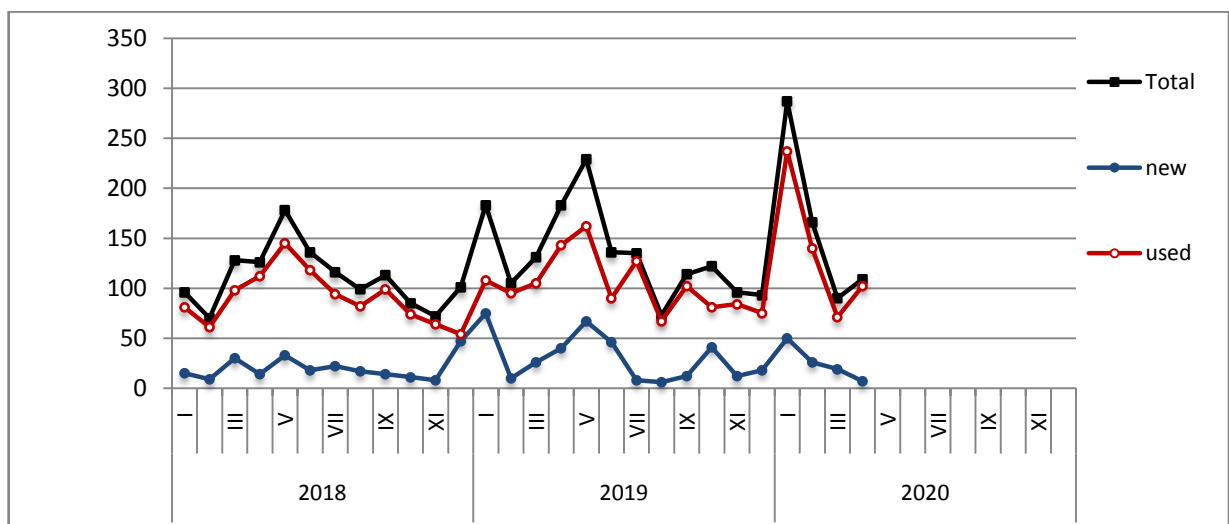
**Graph 1: Passenger Cars (January 2018 – April 2020)**



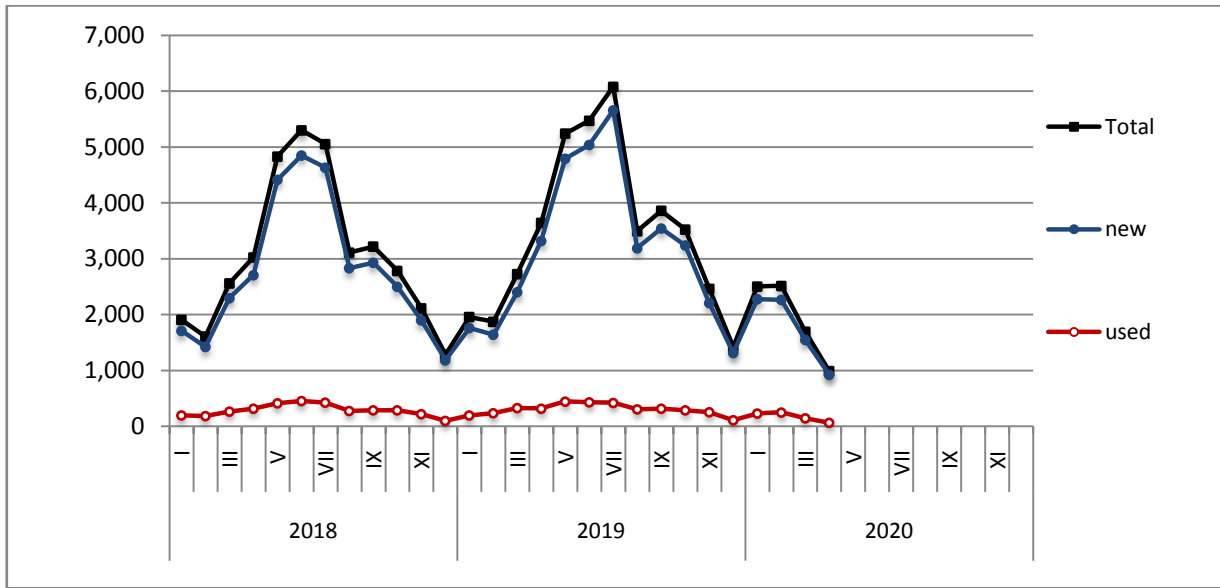
**Graph 2: Lorries ( January 2018 - April 2020)**



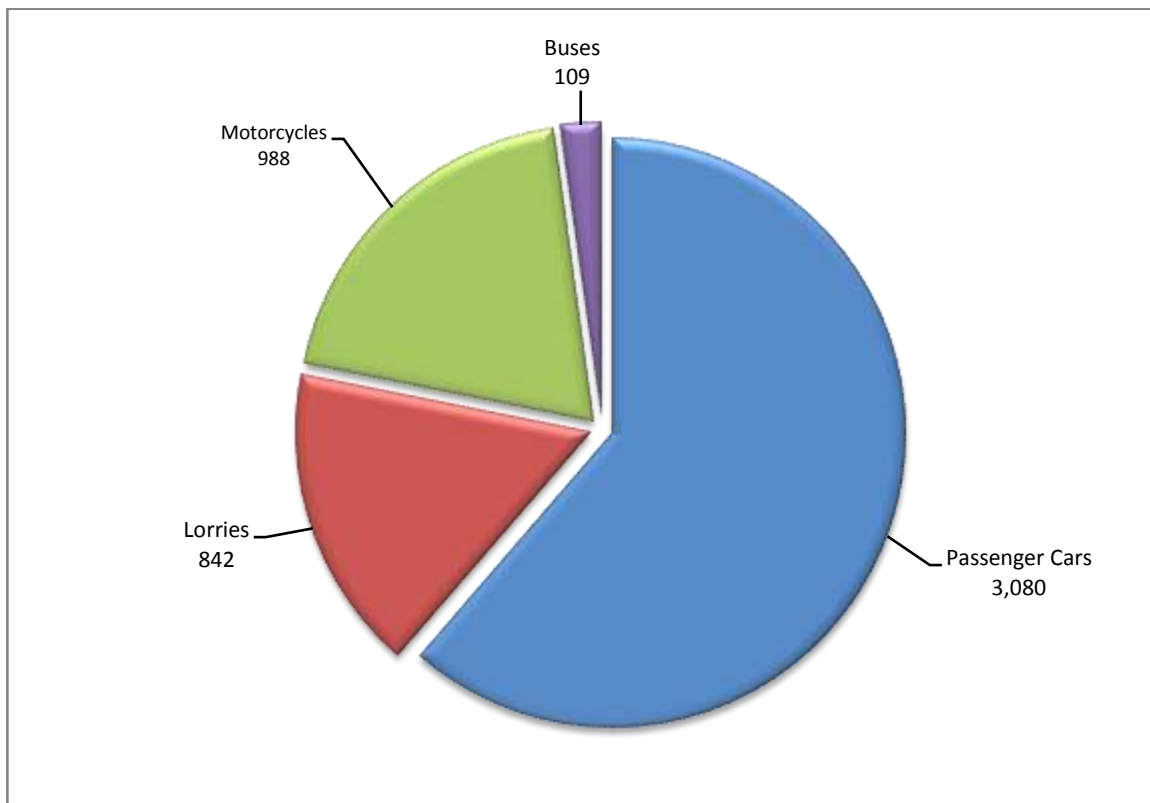
**Graph 3: Buses (January 2018 - April 2020)**



**Graph 4: Motorcycles (January 2018 – April 2020)**



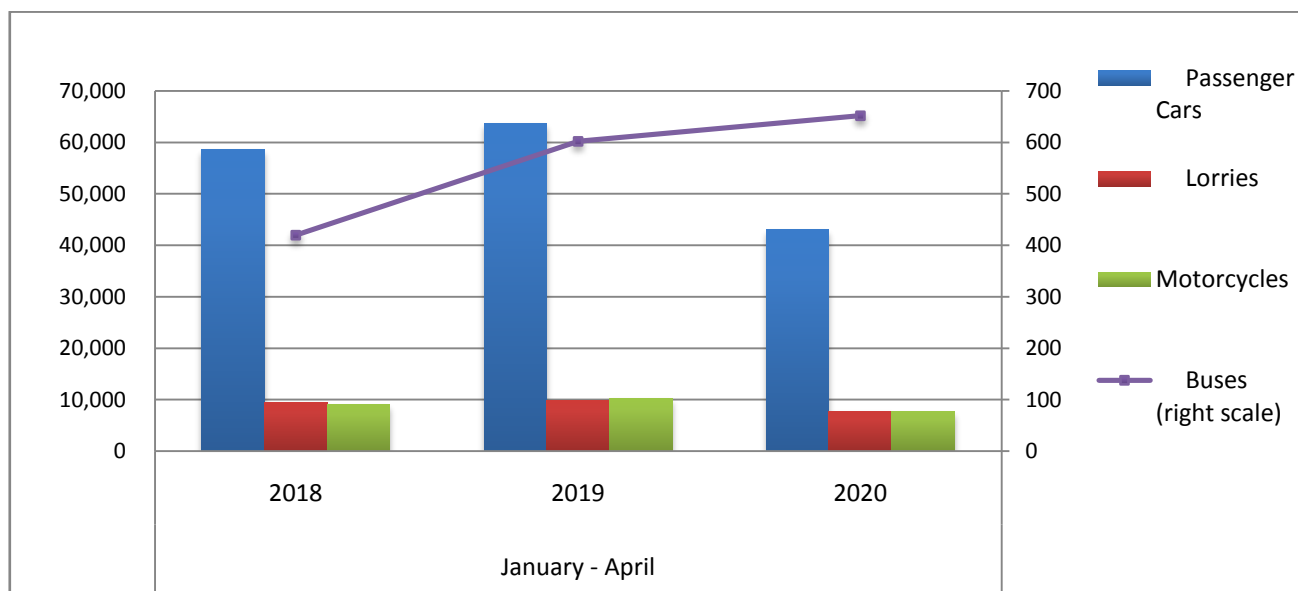
**Graph 5: New Registrations of Motor Vehicles (April 2020)**



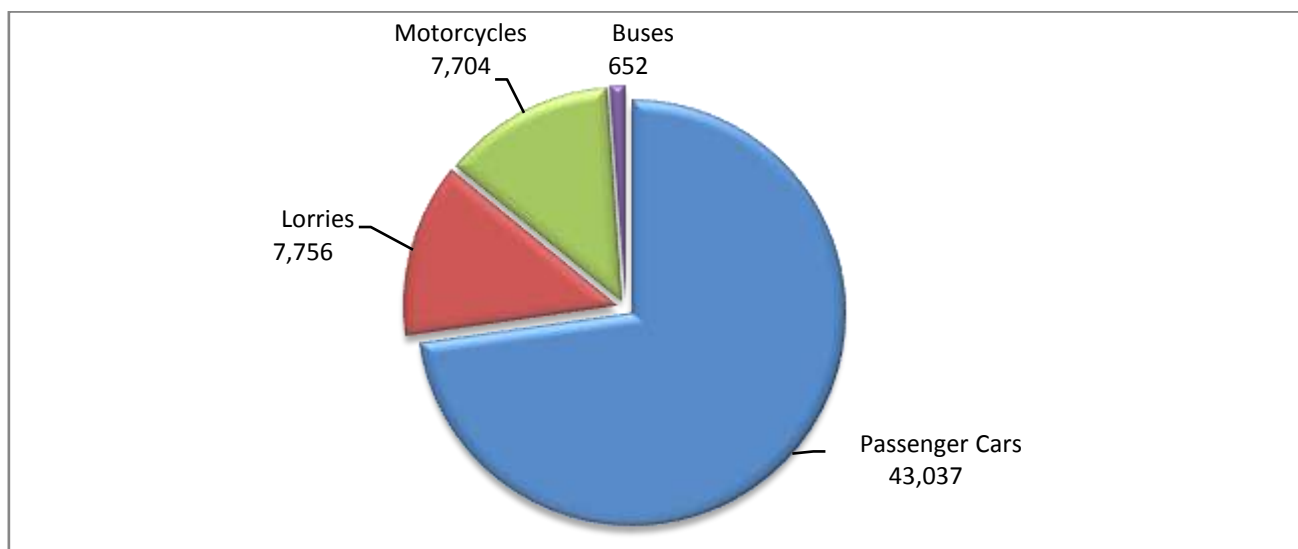
**Table 3. Road motor vehicles, both new and used, put into circulation for the first time in Greece: January - April, years 2018 till 2020**

Category of Road Motor Vehicles	January - April									Change (%)					
	2018			2019			2020			2019/2018			2020/2019		
	Total	New	Used	Total	New	Used	Total	New	Used	Total	New	Used	Total	New	Used
<b>Greece, total</b>															
Road Motor Vehicles,total	77,617	47,920	29,697	84,253	50,516	33,737	59,149	32,824	26,325	8.5%	5.4%	13.6%	-29.8%	-35.0%	-22.0%
1. Road motor cars	68,511	39,781	28,730	74,051	41,392	32,659	51,445	25,816	25,629	8.1%	4.0%	13.7%	-30.5%	-37.6%	-21.5%
Passenger Cars	58,594	37,247	21,347	63,598	38,562	25,036	43,037	23,558	19,479	8.5%	3.5%	17.3%	-32.3%	-38.9%	-22.2%
Buses	420	68	352	602	151	451	652	102	550	43.3%	122.1%	28.1%	8.3%	-32.5%	22.0%
Lorries	9,497	2,466	7,031	9,851	2,679	7,172	7,756	2,156	5,600	3.7%	8.6%	2.0%	-21.3%	-19.5%	-21.9%
2. Motorcycles > 50 cc	9,106	8,139	967	10,202	9,124	1,078	7,704	7,008	696	12.0%	12.1%	11.5%	-24.5%	-23.2%	-35.4%
<b>Prefecture of Attica</b>															
Road Motor Vehicles,total	40,884	31,584	9,300	42,520	31,929	10,591	28,873	20,711	8,162	4.0%	1.1%	13.9%	-32.1%	-35.1%	-22.9%
1. Road motor cars	36,452	27,330	9,122	37,517	27,186	10,331	24,588	16,624	7,964	2.9%	-0.5%	13.3%	-34.5%	-38.9%	-22.9%
Passenger Cars	33,661	26,050	7,611	34,576	25,869	8,707	21,921	15,368	6,553	2.7%	-0.7%	14.4%	-36.6%	-40.6%	-24.7%
Buses	164	40	124	205	58	147	207	51	156	25.0%	45.0%	18.5%	1.0%	-12.1%	6.1%
Lorries	2,627	1,240	1,387	2,736	1,259	1,477	2,460	1,205	1,255	4.1%	1.5%	6.5%	-10.1%	-4.3%	-15.0%
2. Motorcycles > 50 cc	4,432	4,254	178	5,003	4,743	260	4,285	4,087	198	12.9%	11.5%	46.1%	-14.4%	-13.8%	-23.8%

**Graph 6. New Motor Vehicles Circulation Licenses: January – April, years 2018 till 2020**



**Graph 7. New Registrations of Motor Vehicles: January - April 2020**



**Table 4**  
**Sales of new and used passenger cars by make: April 2020 and January - April 2020**

Make	Passenger cars			
	April		January - April	
	new	used	new	used
ALFA ROMEO	12	8	60	204
ASTON MARTIN	-	-	-	1
AUDI	175	8	831	132
BENTLEY	-	-	-	2
BMW	153	18	969	219
BMW, MINI	-	-	-	1
CADILLAC	-	-	-	1
CHEVROLET	-	7	2	305
CHEVROLET, GMC, HOLDEN, DAEWOO	-	-	-	1
CHRYSLER	-	-	-	1
CITROEN	49	22	818	717
CITROEN / DS	12	-	329	2
DACIA	37	1	364	109
DAIHATSU	-	3	-	192
DETHLEFFS	-	-	-	10
DFM	-	-	1	-
DODGE	-	-	-	3
DR MOTOR	-	-	-	2
DS	5	-	105	2
FERRARI	-	-	-	2
FIAT	60	50	788	1,398
FORD	53	53	620	1,465
FORD WERKE AG/A.RIMOR S.p.A.	-	-	-	1
HONDA	14	12	124	416
HYUNDAI	162	27	1,778	977
INFINITI	-	-	-	1
ISUZU	-	-	-	1
JAGUAR	1	-	23	7
JEEP	27	-	226	26
KIA	37	15	734	335
LADA	-	-	-	5
LANCIA	-	2	-	119
LAND ROVER	12	-	76	49
LEXUS	8	-	40	11
LINCOLN CONTINENTAL	-	-	-	1
LOTUS	-	-	-	1
MASERATI	-	-	-	1
MAZDA	1	4	42	182
MERCEDES	110	27	839	567
MERCEDES <sup>1</sup>	-	-	4	-
MG	-	-	-	1
MINI	64	6	362	112
MITSUBISHI	14	11	135	315
NISSAN	95	46	1,321	1,147
OPEL	176	53	1,272	2,104
PEUGEOT	198	17	2,343	636
PEUGEOT <sup>2</sup>	1	-	1	-
PEUGEOT, CITROEN	-	-	4	-

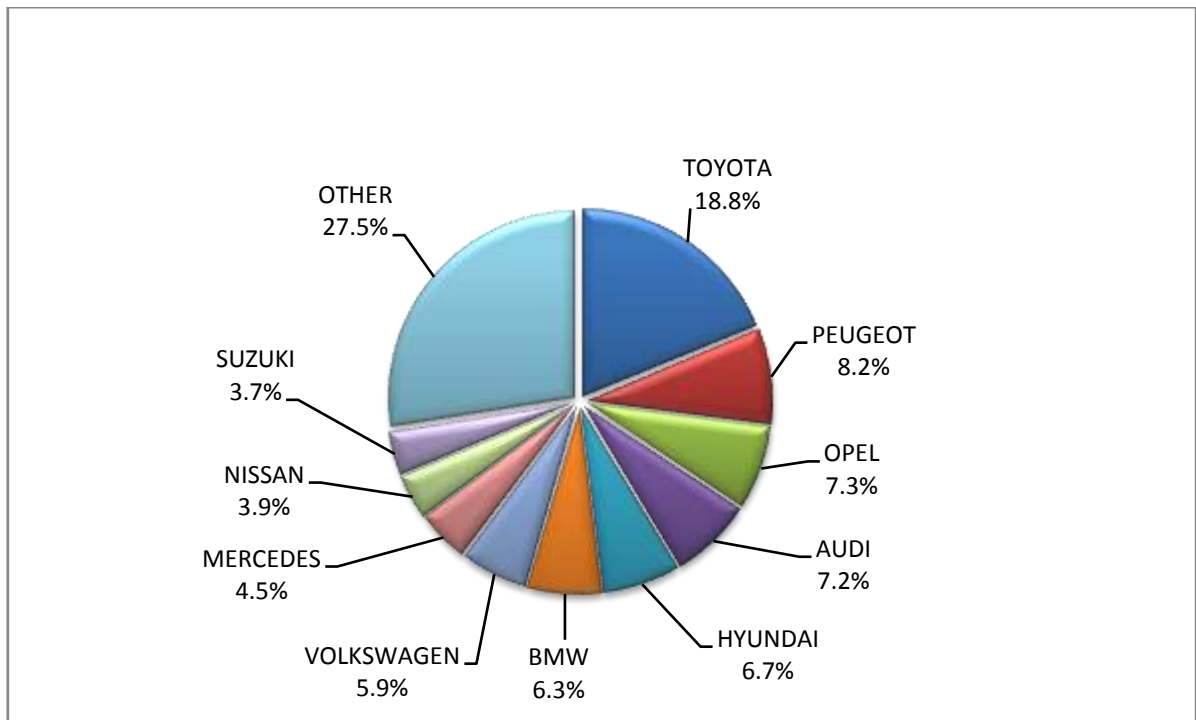
**Table 4 (cont)**  
**Sales of new and used passenger cars by make: April 2020 and January - April 2020**

Make	Passenger cars			
	April		January - April	
	new	used	new	used
PIAGGIO	-	-	-	1
PIPER	-	-	-	1
PORSCHE	6	1	29	46
PSA AUTOMOBILES	-	-	15	-
RANGE ROVER	-	-	3	-
RENAULT	89	37	673	836
RIMOR, XGO, BLUCAMP, KENTUCKY CAMP, AHORN	-	-	1	-
ROLLS ROYCE	-	-	-	2
ROVER	-	-	-	1
SAAB	-	-	-	1
SEA / MOBILVETT	-	1	-	10
SEA S.P.A	-	-	-	1
SEAT	25	3	497	161
SKODA	89	7	748	338
SMART	-	30	5	656
SSANGYONG	-	-	-	1
SUBARU	1	-	14	19
SUZUKI	91	21	1,169	700
TALBOT	-	-	-	1
TATA	-	-	-	1
TESLA MOTORS	1	-	1	3
TOYOTA	457	122	3,599	4,045
TUSCAN	-	-	-	1
VINDICATOR	-	-	-	1
VOLKSWAGEN	143	39	2,184	839
VOLVO	49	2	409	30
<b>TOTAL</b>	<b>2,427</b>	<b>653</b>	<b>23,558</b>	<b>19,479</b>

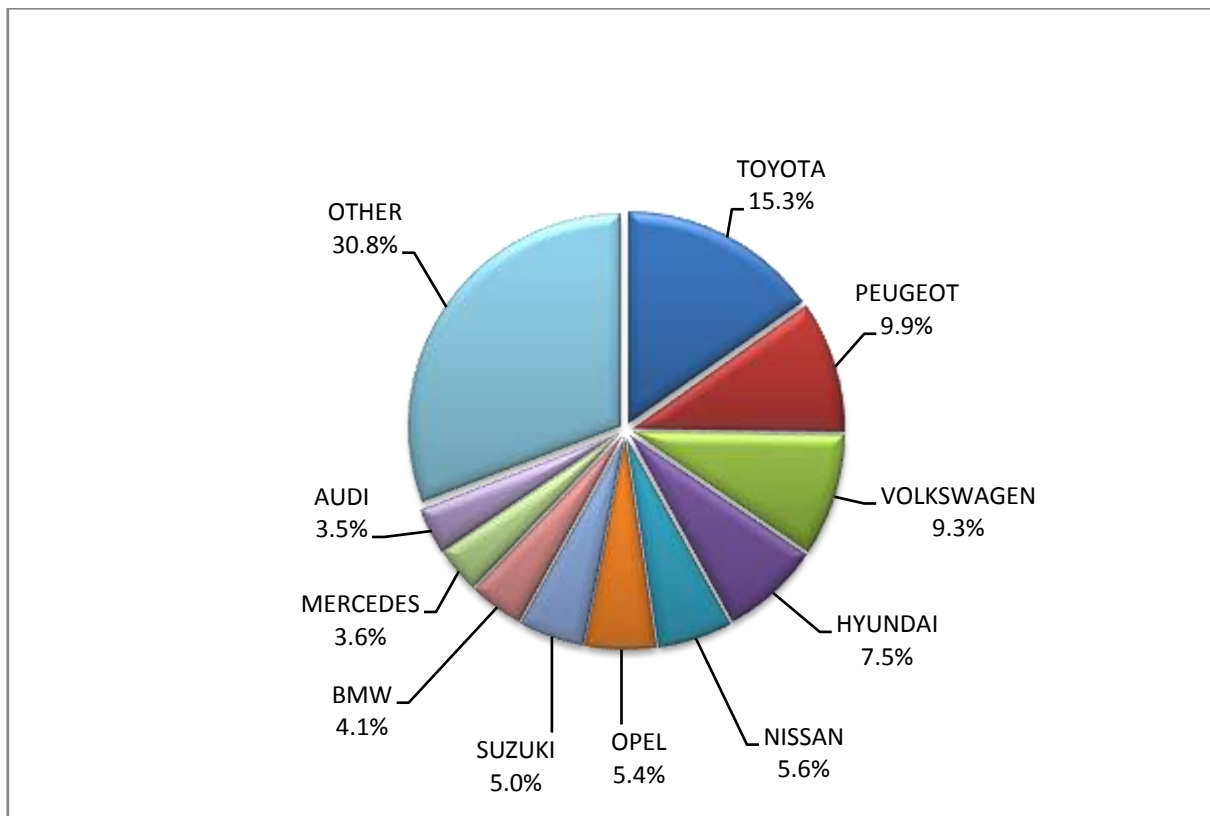
**1 : With 2nd/3rd stage manufacturer in Greece.**

**2 : With 2nd/3rd stage manufacturer abroad.**

**Graph 8. Sales of new passenger cars by make ( April 2020)**



**Graph 9. Sales of new passenger cars by make (January - April 2020)**





**Table 5**  
**Sales of new and used lorries by make: April 2020 and January - April 2020**

Make	Lorries			
	April		January - April	
	new	used	new	used
ASTRA	-	-	-	1
AUTO UNION	-	-	-	1
CHEVROLET	-	1	-	2
CHRYSLER	-	-	-	1
CITROEN	26	8	114	162
DACIA	18	-	56	12
DAF	2	11	4	94
DAF <sup>1</sup>	10	-	16	-
DODGE	-	-	-	1
FIAT	64	22	275	625
FIAT-IVECO	-	-	-	10
FORD	43	23	341	620
FORD <sup>1</sup>	9	-	11	1
GOUPIL, MEGA, POLARIS, GEM	-	-	1	-
GREAT WALL MOTOR	-	-	-	1
HYUNDAI	-	1	-	19
ISUZU	8	8	31	77
ISUZU <sup>1</sup>	-	-	1	-
IVECO	1	5	7	105
IVECO <sup>1</sup>	15	-	45	1
IVECO MAGIRUS	-	3	-	8
JEEP	-	-	-	1
KIA	-	-	-	8
LAND ROVER	-	-	-	7
MAN	-	26	4	224
MAN <sup>1</sup>	17	-	24	-
MAZDA	-	6	-	90
MERCEDES	11	100	88	1,222
MERCEDES <sup>1</sup>	10	-	67	
MITSUBISHI	8	12	80	184
MITSUBISHI <sup>1</sup>	19	-	39	-
MITSUBISHI <sup>2</sup>	1	-	1	-
NISSAN	25	24	170	334
OPEL	2	9	49	228
PEUGEOT	106	6	274	175
PEUGEOT <sup>1</sup>	-	-	1	-
PFAU	-	-	-	4
PIAGGIO	1	2	19	14
RENAULT	1	18	7	294
SCANIA	-	37	5	201
SCANIA <sup>1</sup>	-	-	4	1
SCHMITZ CARGOBULL	-	-	-	1
SEAT	-	-	-	7
SKODA	-	2	-	10

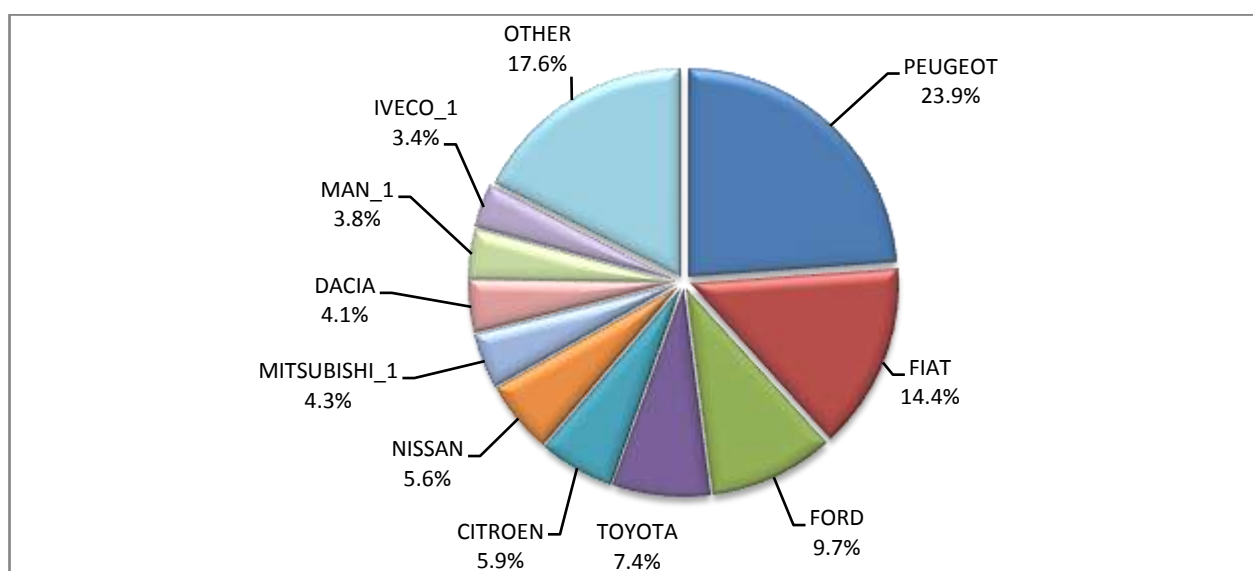
**Table 5 (cont)**  
**Sales of new and used lorries by make: April 2020 and January - April 2020**

Make	Lorries			
	April		January - April	
	new	used	new	used
SSANGYONG	-	-	-	3
TATA	-	-	-	2
TOYOTA	33	9	307	164
VOLKSWAGEN	11	13	97	300
VOLKSWAGEN <sup>1</sup>	-	-	2	-
VOLVO	2	52	15	384
VOLVO <sup>1</sup>	1	-	1	1
<b>TOTAL</b>	<b>444</b>	<b>398</b>	<b>2,156</b>	<b>5,600</b>

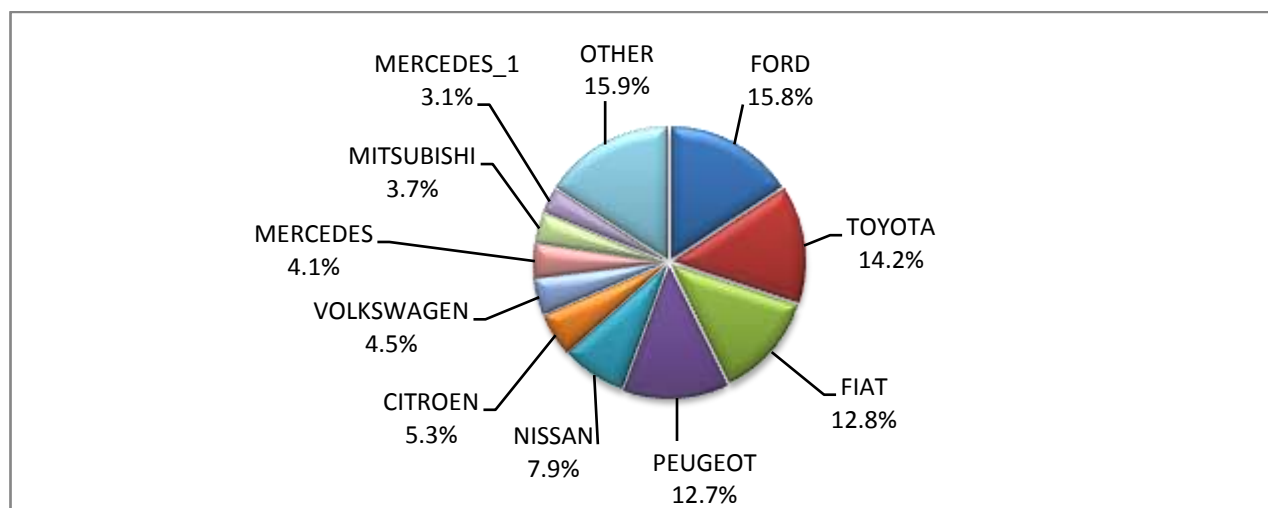
1 : With 2nd/3rd stage manufacturer in Greece.

2 : With 2nd/3rd stage manufacturer abroad.

**Graph 10. Sales of new lorries by make (April 2020)**



**Graph 11. Sales of new lorries by make (January - April 2020)**



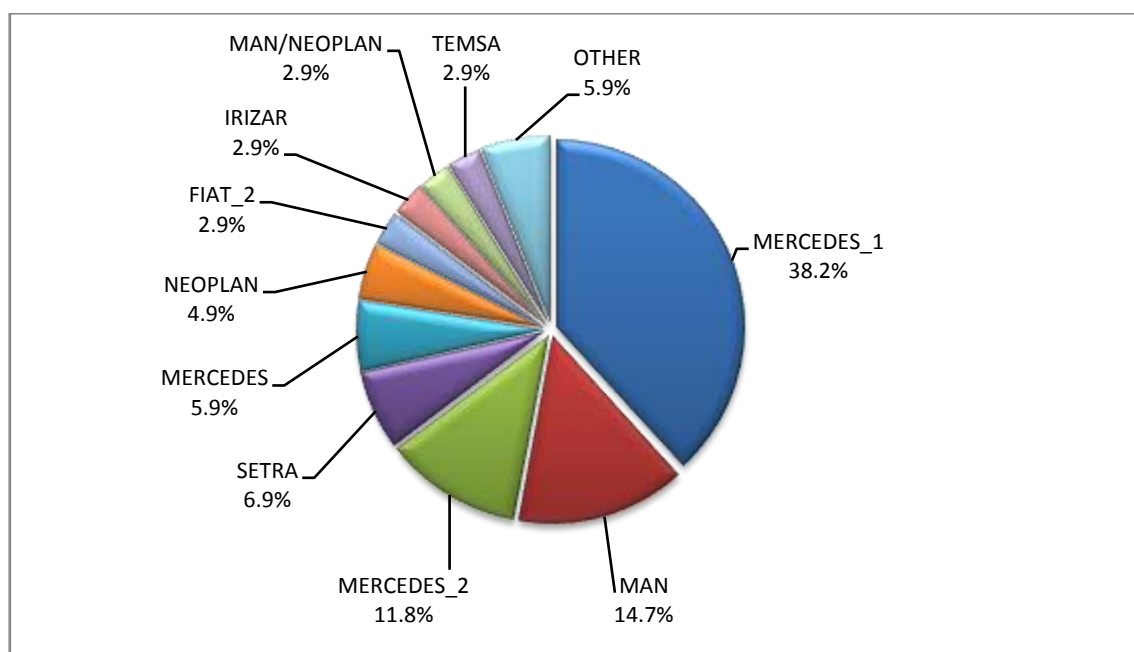
**Table 6**  
**Sales of new and used buses by make: April 2020 and January - April 2020**

Make	Buses			
	April		January - April	
	new	used	new	used
BMW <sup>2</sup>	-	-	1	-
BOVA	-	1	-	44
DAF	-	-	-	2
EVOBUS	-	-	-	10
FIAT	-	-	-	2
FIAT <sup>2</sup>	-	-	3	-
FIAT IVECO	-	-	-	1
FORD	-	1	2	8
IRISBUS	-	-	-	1
IRIZAR	-	-	3	-
ISUZU	-	-	-	1
IVECO	-	1	2	10
MAN	-	14	15	60
MAN/NEOPLAN	-	1	3	9
MERCEDES	-	82	6	313
MERCEDES <sup>1</sup>	2	-	39	2
MERCEDES <sup>2</sup>	4	-	12	3
NEOPLAN	1	1	5	14
OTOKAR	-	-	-	2
SCANIA	-	-	-	7
SCANIA <sup>2</sup>	-	-	1	2
SETRA	-	1	7	23
TEMSA	-	-	3	14
VAN HOOL	-	-	-	4
VOLKSWAGEN	-	-	-	7
VOLVO	-	-	-	6
XIAMEN KING LONG	-	-	-	5
<b>TOTAL</b>	<b>7</b>	<b>102</b>	<b>102</b>	<b>550</b>

**1 : With 2nd/3rd stage manufacturer in Greece.**

**2 : With 2nd/3rd stage manufacturer abroad.**

**Graph 12. Sales of new buses by make (January - April 2020)**



**Table 7**  
**Sales of new and used motorcycles by make or manufacturer: April 2020 and January - April 2020**

Make	Motorcycles			
	April		January - April	
	new	used	new	used
ADIVA	-	-	-	2
APRILIA	2	2	6	14
BAJAJ	-	-	4	1
BAOTIAN, SUPERKING, WALTON, HOND	-	-	-	1
BASHAN, AMGroup, AMGroup Bike, DON, IRBIS, WORKER BEAR, Nomik ATV 2	-	-	1	-
BENELLI	10	-	67	-
BETA	1	-	24	1
BIG DOG	-	-	-	1
BMW	7	2	158	40
BOMBARDIER RECREATIONAL PRODUCTS ING (BRP)	1	-	5	-
BRIXTON	2	-	14	-
CAGIVA	-	-	-	1
CAN AM	-	-	-	1
CFMOTO	5	-	24	-
CFMOTO, GOES	-	-	5	-
CHONGQING BASHAN	-	-	-	1
DAELIM	-	-	2	-
DAYANG, DAYTONA MOTORS, NIPPONIA, KUBA	35	-	174	1
DAYANG, DAYTONA MOTORS, NIPPONIA, SALCANO	74	-	598	6
DAYANG, ECOCREMO, ECOOTER, ECOOTOR,AGM, ORCAL, SUMCO	1	-	1	-
DUCATI	10	1	29	14

Table 7 (cont)

Sales of new and used motorcycles by make or manufacturer: April 2020 and January - April 2020

Make	Motorcycles			
	April		January - April	
	new	used	new	used
EVA, EMBUGGY, VINTAGE, EVANGEL	-	-	2	-
FANTIC MOTOR	1	-	1	-
FD MOTORS, FASPIDER	1	-	1	-
GILERA	-	-	-	5
HAOJIAN, ZONTES, TAYO, Sharpon, IFINO, KIDEN, ZHONGYU, CUBTOM, DIYUN, NAMIN, TIM DERVI, VUKA, THUMP, RIPPER	-	-	5	-
HARLEY DAVIDSON	3	6	22	30
HESHAN, GOUJI, NANLIAN, MOTORCYCLE INDUSTRY, ORCAL, AJS, HERALD MOTOR COMPANY, MACBOR, MOTOB	1	-	1	-
HONDA	49	9	660	113
HSUN, HISUN, APACHI, Mx, MASAI, HYTRACK, TRAPPER, PUMAREX, GEON, ASYAMOTOR, DAYTONA MOTORS, KRAL	1	-	3	-
HUONIAO, DH.HAOTIAN, MOTORINI, PEGASUS, MASH	-	-	3	-
HUSABERG	-	-	-	3
HUSQVARNA	2	-	8	2
HYOSUNG & S&T KANUNI	-	-	1	-
IANYING, TYM, XINBEN, TEYIN, RIYA, ONGYUNDA, SANBEN, ALFA, Senzo, La Souris, TCB, KENTOYA	2	-	5	-
INDIAN MOTORCYCLE	-	-	8	1
JIAJUE, JOYRACE, MAXON, GINEVA MOTO, MONDIAL, UGUR, DERRACE, VIARELLI, Berini, MAGPOWER, ROMET MOTORS	-	-	4	-
JIANSHE	-	-	1	-
JIAYUAN	-	-	10	-
JINLANG, ZUNDAPP, XHODNA, APGmoto, COLIBRI, RAZORY, VIARELLI, SUMCO, FLEX TECH, IVA, TNT moto	1	-	2	-
JINLING	-	-	-	1
KAWASAKI	9	2	46	23
KEWET	-	-	-	1
KTM	10	3	103	13
KWANG YANG	-	-	-	3
KYMCO	41	11	292	94
LAMBRETTA	1	-	2	1
LIFAN, HONLEI, SKYGO, BISAN-LIFAN	-	-	1	-
LIGIER	-	-	-	1
Lingzhida, LINZDA, LINDN, LINYI, LONGMAO, NLIGHT	1	-	4	-
LINHAI, LHY, KUBA	-	-	1	-
LML	-	-	-	1
LONCIN, VOGUE, KUBA, RKS, ITALIKA, SUNRACE, SKY, MALAGUTI, SUPERBIKE, ROCKET, NOVELBAT	1	-	1	-
LONGJIA, GEMINI, LEXMOTO, MH MOOTORCYCLES, MONDIAL, Jahanro, UM, ORCAL, VGA, NECO, ALFASCOOTERS, ROMET MOTORS	1	-	4	-
LONGJIA, ITALJET, ORCAL, BEELINE, ROMET MOTORS, GEMINI, LEXMOTO, JAHANRO, VGA, DAYTONA MOTORS	-	-	5	-
LONGJIA, ORCAL, TNT MOTOR, BEELINE, VGA, ITALJET, GEMINI, lexmoto, Jahanro, italo, NECO	4	-	13	-
MALAGUTI	-	-	-	2
MBK	-	1	8	4
MG MOTO	5	-	13	-
MGK HM	41	-	457	2

**Table 7 (cont)**  
**Sales of new and used motorcycles by make or manufacturer: April 2020 and January - April 2020**

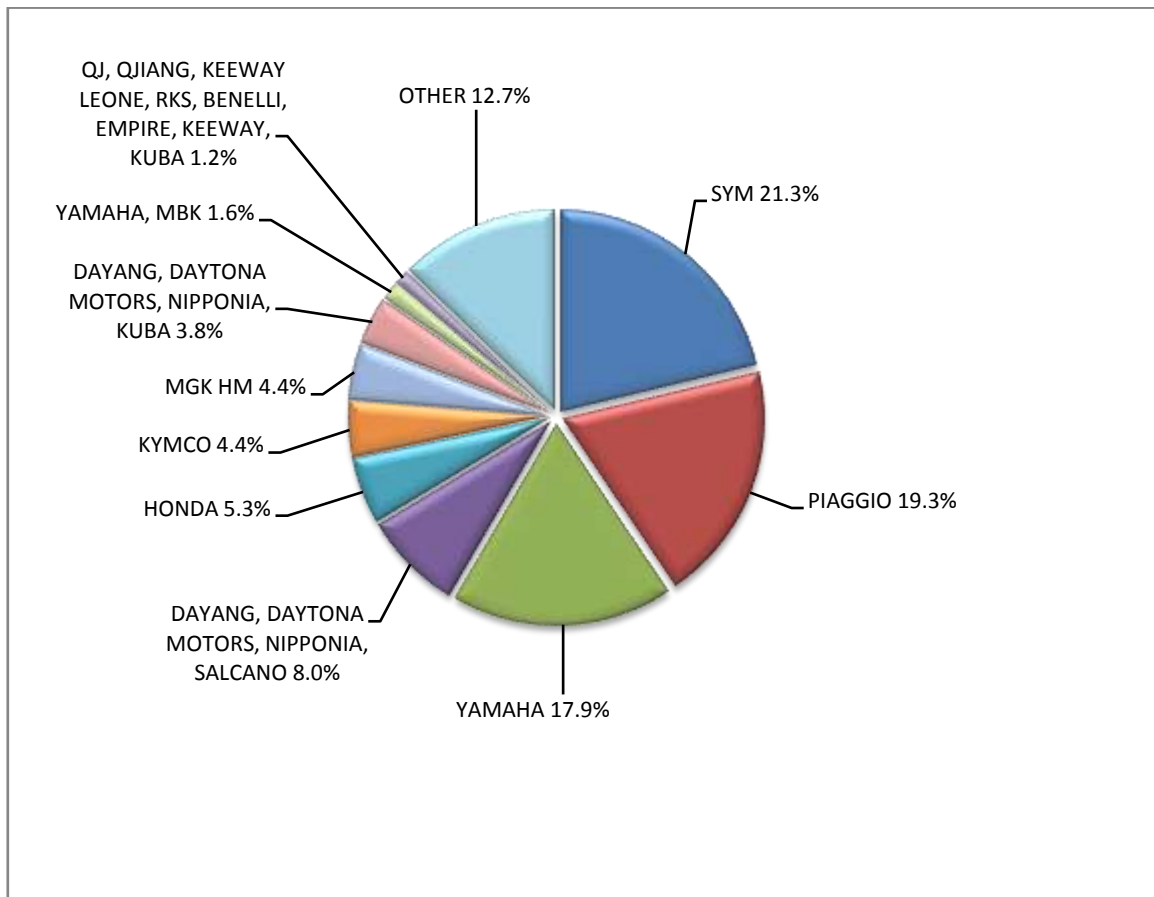
Make	Motorcycles			
	April		January - April	
	new	used	new	used
MODENAS	-	1	-	2
MONDIAL, PELPI INTERNATIONAL	-	-	2	-
MOTO GUZZI	1	1	12	1
MOTO S.P.A	-	-	3	-
NOUN ELECTRIC	-	-	1	-
PEUGEOT	2	1	27	4
PIAGGIO	178	10	1,186	97
POLARIS	1	-	9	1
QJ, QIANG, KEEWAY, LEONE, KUBA, RKS, BENELLI, VENGO, TELL	-	1	5	1
QJ, QIANG, KEEWAY, LEONE, KUBA, RKS, TELL, EMPIRE KEEWAY, BENELLI, VENGO	-	-	5	-
QJ, QIANG, KEEWAY, LEONE, RKS, BENELLI, EMPIRE KEEWAY, KUBA	11	1	66	1
QUADRO VEHICLES	-	-	16	-
QUADRO, QUADRO VEHICLES	-	-	17	-
RENAULT	-	-	1	-
RIYA, HONLING, YAMAKOYO, TIANYING, GOES, SANYOU, BM, FUN BIKE, WOTTA	-	-	1	-
ROYAL ENFIELD	1	-	4	1
Royalloy,Royal Alloy,RA,SCOMADI,VALENTINO,VALENTINO MOTORI	5	-	6	-
SACHS	-	-	-	1
SAKURA, GOLDENLION, E.F.O., Fauro, Viverra, Nitrox, STRELLA City, Artisan	-	-	4	-
SAN YANG	-	-	-	1
SCUTUM, ETRIX, SILENCE	-	-	1	-
SHANYANG, ATLAS PANTHER, YAMAZUKI MOTO, MOTORKING, Hirlee, XB	1	-	7	-
SHARE'NGO, ZHIDOU	-	-	3	-
SHENGWO NEW ENERGY, YUKI	-	-	4	-
SHERCO	-	-	-	3
SHINERAY, MONDIAL, DAYTONA MOTORS, WK, ROMET MOTORS, MASH, M1NSK, WK BIKES, DERRACE	-	-	1	-
SKYTEAM, SACIN, METALCO, SOKUDO, BAZUKA, MINICO, MOTOS BORDOY, SUMCO, ROXON, CSR, MONKEY BIKES, FAZTEK	1	-	3	-
SUZUKI	1	2	85	34
SWM	-	-	1	-
SYM	196	1	1,649	22
TAYO, HAOJIANG, ZHONGYU, THUMP, THUMPSTAR, KIDEN, ZONTES, Junak, SENKE, TANNY, TYAN, ROMET	4	-	65	-
TAYO, HAOJIANG, ZHONGYU, THUMP, THUMPSTAR, KIDEN, ZONTES, Junak, SENKE, TANNY, TYAN, ROMET, ROMET MOTORS, ROUTER	2	-	40	-
TAYO,HAOJIANG,ZHONGYU,THUMP,THUMPSTAR,KIDEN,ZONTES,Junak,SENKE,TANNY,TYAN,ROMET,ROMET MOTORS,ROUTER	2	-	2	-
TGB	-	-	-	1
TIANYING, RIYA, HONGYUNDA, TYM, HONLING	1	-	7	-
TIANYING, RIYA, HONGYUNDA, TYM,HONLING, TAMCO, ALISON, DMK MOTORS, WLIE,LEEWAY, WLXQ, AP Gmoto, ALFA	-	-	2	-
TIANYING, TYM, XINBEN,TEYIN, RIYA, HONGYUNDA, SANBEN, ALFA, Senzo, La Souris, TCB	-	-	1	-
TRIUMPH	1	-	23	3

**Table 7 (cont)**

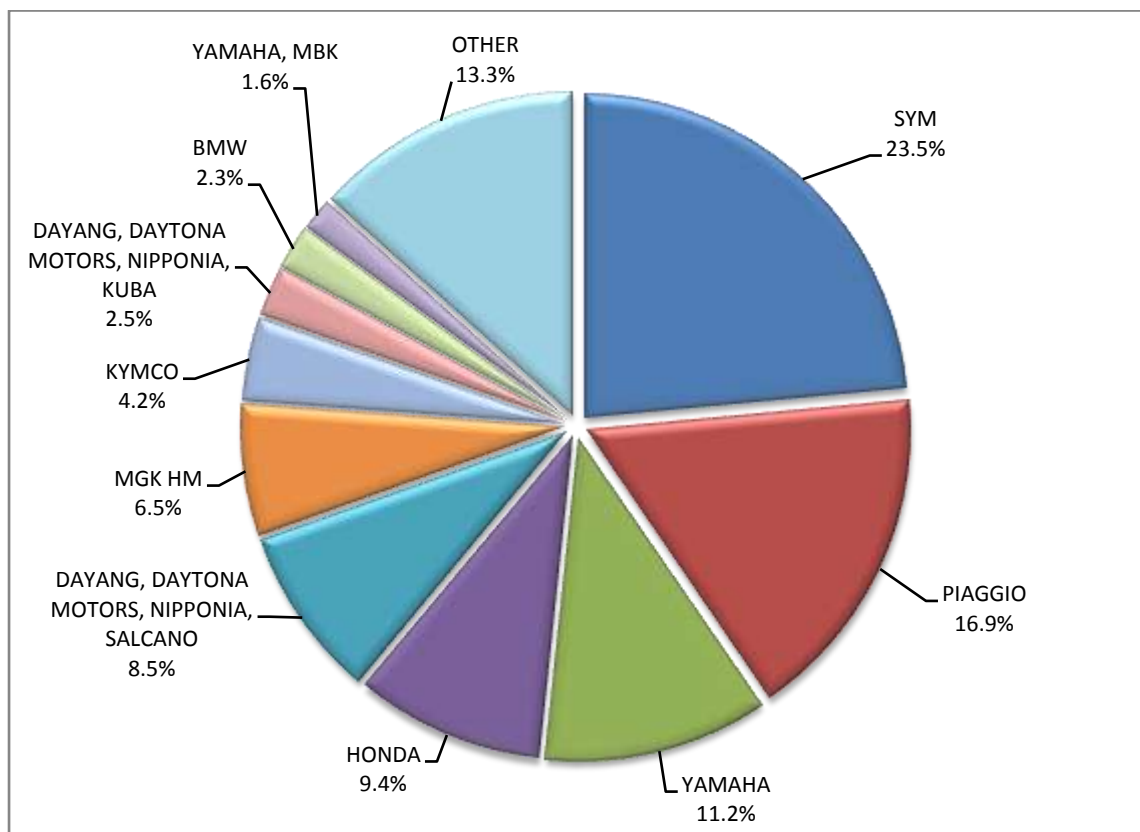
**Sales of new and used motorcycles by make or manufacturer: April 2020 and January - April 2020**

Make	Motorcycles			
	April		January - April	
	new	used	new	used
VMOTO-SOCO, E-MAX, VMOTO, SUPER SOCO	-	-	1	-
WANGYE, SANBEN, UM, KENOS, SUPERBYKE, MDC, MISTRAL, STREET ELEGANCE, 4WMOTO, RIVERO, VIKERS, ZIPP, SANLI, GOWINN	-	-	1	-
WONJAN, SAMADA	-	-	1	-
XGJAO, ZIPP, TOROS, ROMET, ROMET MOTORS, ROUTER, VEEROAD, DAYTONA MOTORS, GEMINI, MH MOTORCYCLES, MTG MOTORS	5	-	19	-
Xintian, Kinroad	-	1	-	1
YAMAHA	165	10	785	137
YAMAHA, MBK	15	-	114	1
YINGANG, BENYI, ROMET MOTORS, YUKI, ROUTER, MOTORAN, DAYTONA MOTORS, M1NSK, HAMACHI, KUBA, MONDIAL	1	-	6	-
YINXIANG, KENBO	-	-	3	-
YINXIANG, MONDIAL, GEMINI, TCB	-	-	1	-
ZHONGNENG, ZNEN, AGM, AJS, YUKI, COLIBRI, EUROCKA, BTC, NOVA MOTORS, LEXMOTO, Actionbikes Motors	3	-	13	-
ZONGSHEN, ZIP STAR, Lexmoto, ICONE, VORTEX, M1NSK, MACBOR, MONDIAL, ROMET MOTORS, SINNIS, SPARKSTER, OVER BIKES	2	-	5	-
ZONGSHEN, ZIPSTAR, ICONE, JUNAK, Lexmoto, MH Motorcycles, MINSK, MONDIAL, ROMET MOTORS, SINNIS	-	-	1	-
<b>TOTAL</b>	<b>922</b>	<b>66</b>	<b>7,008</b>	<b>696</b>

**Graph 13. Sales of new motorcycles (April 2020)**



**Graph 14. Sales of new motorcycles (January - April 2020)**





## EXPLANATORY NOTES

<b>Survey on the issuing of new road motor vehicle circulation licenses</b>	The survey on the issuing of new motor vehicle circulation licenses is a census survey. The released data give information, at country level, on the brand and type of the motor vehicle, as well as whether it is new or used. The survey does not include vehicles that move on rails, trolley busses, agricultural tractors and machinery. In addition, the following are excluded: all motor vehicles of the Armed Forces, Police, Fire Brigade, State Services, Diplomatic Corps, Foreign Missions, and Invalids of Wars, as well as motorcycles with a cylinder capacity less than 50 cc.
<b>Legal basis</b>	Law 3832/2010
<b>Reference Period</b>	April 2020
<b>Coverage</b>	The production of monthly data is based on the registers held by the Ministry of Infrastructure, Transport and Networks, which records all the monthly changes observed in the vehicle registration licenses at country level.
<b>Definitions</b>	<p><b>Road motor vehicle</b> is any vehicle that, irrespective of the number of wheels, is moved by an engine and is designed to transport persons or cargo or both of them, either they are on the same single vehicle or on a trailer carried by the main motor vehicle.</p> <p><b>New</b> road motor vehicle is any motor vehicle that is registered for the first time in Greece during the reference month and has not been put into circulation in any other country.</p> <p><b>Used</b> motor vehicle is any motor vehicle that is registered for the first time in Greece and has been imported as a used one from abroad</p> <p><b>Passenger motor vehicle:</b> it is a motor vehicle designed to carry mostly people, having no more than 9 seats, including the driver's seat.</p> <p><b>Bus:</b> it is a motor vehicle, which is designed to carry mostly people, having more than 10 seats, including the driver's seat. In the corresponding tables of this Press Release, this category also includes articulated buses.</p> <p><b>Lorry:</b> it is motor vehicle designed to carry mostly cargo. In the corresponding tables of this Press Release, this category also includes tractors, tow trucks, articulated tractors, and trucks with trailers.</p> <p><b>Motorcycle:</b> any two-wheeled motor vehicle, with or without sidecar, with maximum authorized design speed over 45 km/h, or in case it is powered by a combustion engine, with a cylinder capacity of 50 cc or over. In the corresponding tables of this Press Release, this category also includes the three-wheeled motor vehicles – motor tricycles.</p> <p><b>Tricycle motor vehicle:</b> it is a motor vehicle with three symmetrical wheels with maximum authorized design speed over 45 km/h, or in case it is powered by a combustion engine, with a cylinder capacity over the 50 cc. This category also includes four-wheel vehicles, except the light four-wheel motorcycles, whose empty vehicle tare (excluding the weight of the fuel or mixture of fuel-oil or the weight of the batteries for electric cars) is up to 400 kg in the case the vehicle is designed for passenger use or up to 550 kg in case the vehicle is designed to carry cargo and whose engine is up to 15KW.</p>
<b>Methodology</b>	Exhaustive Survey. The primary data derive from the Ministry of Infrastructure, Transport and Networks and are based on the issuing of new circulation licenses as they are registered by the Regional Offices for Transport and Communications.
<b>References</b>	More information (graphs, tables) concerning the survey on the issuing of new motor vehicle circulation licenses are available on the webpage of ELSTAT, <a href="http://www.statistics.gr">www.statistics.gr</a> , under the link <a href="http://www.statistics.gr/en/statistics/-/publication/SME24/-">http://www.statistics.gr/en/statistics/-/publication/SME24/-</a>