HELLENIC REPUBLIC

HELLENIC STATISTICAL AUTHORITY

Piraeus, 26 November 2026

Monitoring the work of Social Care Units, year 2025

The Hellenic Statistical Authority (ELSTAT) announces the data of the Survey on Social Care Units (Legal Entities of Public Law), for the year 2025. The survey is carried out every two years and aims at collecting non-financial data of these units, such as data on their personnel and the number of people hosted by the units or receiving their services (beneficiaries).

The 2025 survey on Social Care Units comprises 12 Regional Social Welfare Centers (KKPP), established by law 4109/2013, with each of them representing a Legal Entity of Public Law. Each of them is a Legal Entity of Public Law and consists of Branches, some of which have more than one Sub-branch.

The survey on Social Care Units also comprises 4 Legal Entities (10 Branches in total) under the supervision of the Ministry of Social Cohesion and Family Affairs, namely the National Center of Social Solidarity (EKKA) having 5 Branches, the National Foundation for the Deaf (EIK) having 2 Branches, the Training and Rehabilitation Center for the Blind (KEAT) with 2 Branches and the Papafeio Child Care Center of Thessaloniki "Meliteus".

Moreover, 9 Municipal Legal Entities of Public Law (7 Nursing Homes and 2 Orphanages) are included, as well as the Juvenile Protection Company with 3 Branches that host minors (2 in Attiki and 1 in Kriti), which is under the supervision of the Ministry of Justice.

The Municipal Legal Entities, the Papafeio Child Care Center and the KKPP units offer similar services to the same population groups (long term care/disabled/elderly and minors). KEAT and EIK provide educational and training services to people with special needs in the context of their rehabilitation and reintegration into society, while EKKA also addresses other vulnerable groups (homeless people, victims of violence and multiple discrimination, poverty or social exclusion) and provides social support services to individuals, families and population groups that find themselves in a state of emergency psychosocial need (Table 1).

Table 1. Number of Social Care Units per unit category, years 2023 and 2025

Category of Social Care Units	2023		2025		
	KKPP Units	Other Public Units	KKPP Units	Other Public Units	TOTAL
Long-Term Care Units (disability and chronic diseases)	28	7	28	7	35
Child Protection Units	17	6	17	6[1]	23
Disabled Recovery & Rehabilitation Units	10	4	10	4	14
Units of other vulnerable groups	0	**5**	0	5	5
TOTAL	**55**	**22**	**55**	**22**	**77**

[1] One unit has been suspended in 2025

Information on methodological issues:

Division of Sectoral Statistics
Health and Social Protection Statistics Section
Kokotas Evagellos, Oikonomidou Christina
e-mail: sectoral@statistics.gr

Information on data dissemination:

Tel. +30 213 135 2022, 2310, 2308
e-mail: data.dissem@statistics.gr

In 2025 compared to 2023, in the KKPP Units the personnel number and the in-patient and out-patient care beneficiaries decreased. Similarly, in the Other Public Units the number of out-patient care beneficiaries also decreased, while the personnel number increased (Table 2).

Table 2. Social Care Units, Personnel and Beneficiaries, years 2023 and 2025

Reference Year	KKPP Units			Other Public Units		
	2023	2025	% (2025/2023)	2023	2025	% (2025/2023)
Number of Social Care Units	55	55	0.0	22	22	0.0
Personnel	2,166	2,094	-3.3	486	487	0.2
Beneficiaries of in-patient care	2,053	1,903	-7.3	578	530	-8.3
Beneficiaries of out-patient care	864	702	-18.8	1,032*	974	-5.6

**Revised data*

In 2025 compared to 2023, the decrease in personnel is 3.3% in the KKPP Units and in the other Public Units the personnel number was almost the same. The decrease is mainly due to the decrease of personnel in the Long-Term Care Units of the KKPP by 7.9% (Table 3, Graph 1).

Table 3. Personnel of Social Care Units per unit category, years 2023 and 2025

	KKPP Units			Other Public Units			Total		
Category of Social Care Units	**2023**	**2025**	**% (2025/2023)**	**2023**	**2025**	**% (2025/2023)**	**2023**	**2025**	**% (2025/2023)**
Long-Term Care Units (disability and chronic diseases)	1,255	1,156	-7.9	229	250	9.2	1,484	1,406	-5.3
Child Protection Units	487	477	-2.1	125	118	-5.6	612	595	-2.8
Disabled Recovery & Rehabilitation Units	424	461	8.7	82	70	-14.6	506	531	4.9
Units of other vulnerable groups	0	0	-	50	49	-2.0	50	49	-2.0
TOTAL	**2,166**	**2,094**	**-3.3**	**486**	**487**	**0.2**	**2,652**	**2,581**	**-2.7**

Graph 1. Personnel of Social Care Units per unit category, years 2023 and 2025

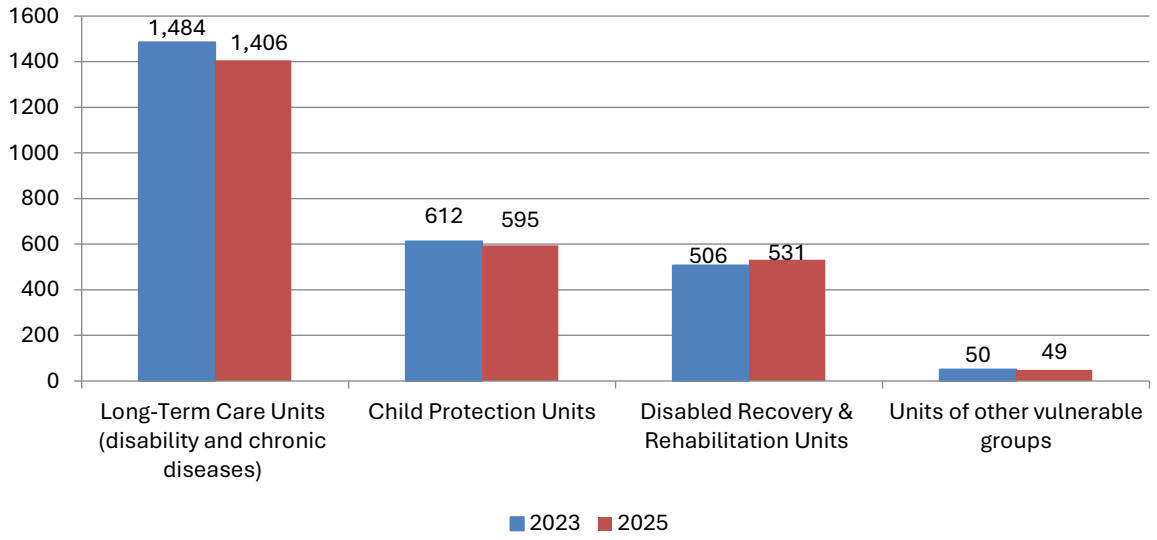

The number of in-patient care beneficiaries in the KKPP Units amounted to 1,903 in 2025 compared to 2,053 in 2023, presenting a decrease of 7.3%, while the number of in-patient care beneficiaries in the Other Public Units amounted to 530 in 2025 compared to 578 in 2023 presenting a decrease of 8.3% (Table 4, Graph 2).

Table 4. Beneficiaries of in-patient care in Social Care Units per unit category, years 2023 and 2025

Category of Social Care Units	KKPP Units			Other Public Units			Total of Beneficiaries		
	2023	2025	% (2025/2023)	2023	2025	% (2025/2023)	2023	2025	% (2025/2023)
Long-Term Care Units (disability and chronic diseases)	1,319	1,256	-4.8	343	369	7.6	1,662	1,625	**-2.2**
Child Protection Units	328	285	-13.1	87	76	-12.6	415	361	**-13.0**
Disabled Recovery & Rehabilitation Units	406	362	-10.8	0	0	-	406	362	**-10.8**
Units of other vulnerable groups	0	0	-	148	85	-42.6	148	85	**-42.6**
TOTAL	**2,053**	**1,903**	**-7.3**	**578**	**530**	**-8.3**	**2,631**	**2,433**	**-7.5**

Graph 2. Beneficiaries of in-patient care in Social Care Units per unit category, years 2023 and 2025

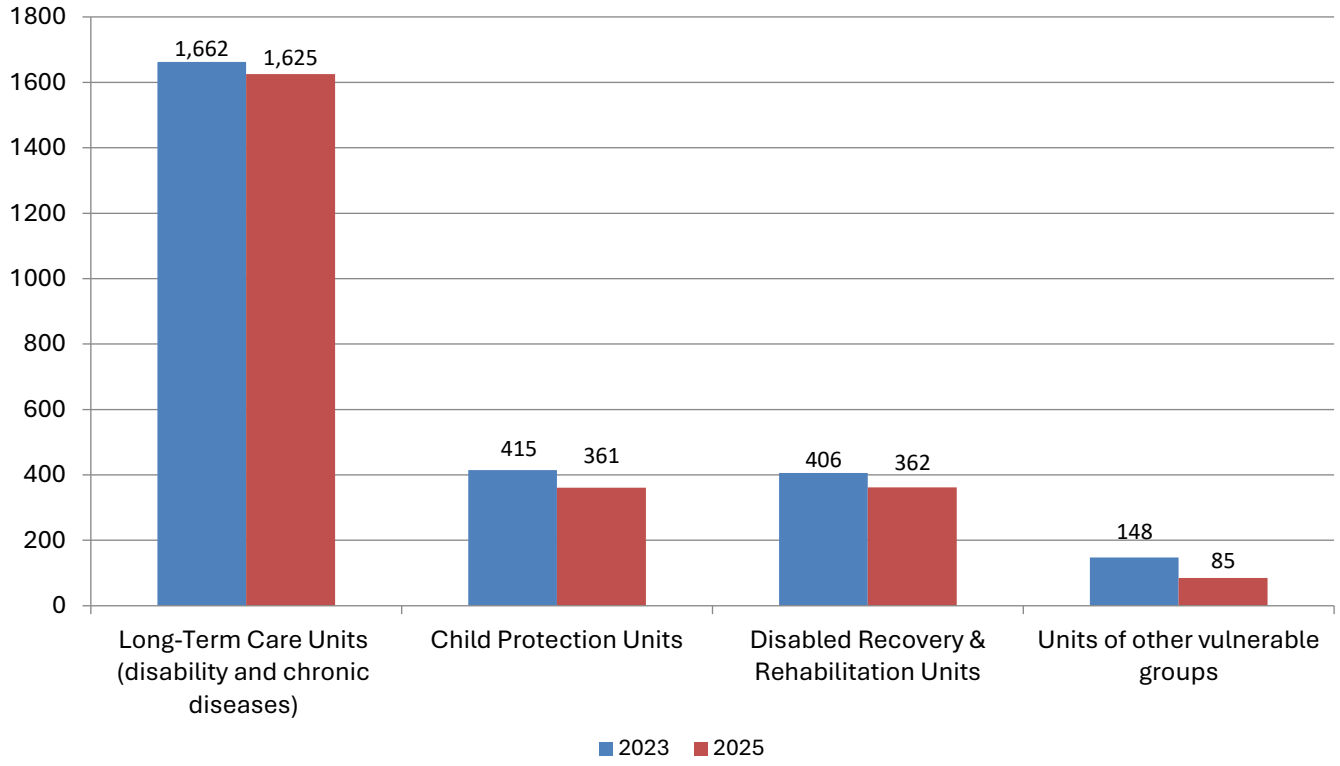

The number of out-patient care beneficiaries in the KKPP Units amounted to 702 in 2025 compared to 864 in 2023 presenting a decrease of 18.8%, while in the other Public Units the number of out-patient care beneficiaries amounted to 974 in 2025 compared to 1,032 in 2023, also recording a decrease of 5.6% (Table 5, Graph 3).

Table 5. Beneficiaries of out-patient care in Social Care Units per unit category, years 2023 and 2025

Category of Social Care Units	KKPP Units			Other Public Units			Total of Beneficiaries		
	2023	2025	% (2025/2023)	2023	2025	% (2025/2023)	2023	2025	% (2025/2023)
Long-Term Care Units (disability and chronic diseases)	461	270	-41.4	40	38	-5.0	501	308	-38.5
Child Protection Units	245	320	30.6	64	164	156.3	309	484	56.6
Disabled Recovery & Rehabilitation Units	158	112	-29.1	527*	495	-6.1	685*	607	-11.4
Units of other vulnerable groups	0	0	-	401	277	-30.9	401	277	-30.9
TOTAL	**864**	**702**	**-18.8**	**1,032***	**974**	**-5.6**	**1,896***	**1,676**	**-11.6**

**Revised data*

Graph 3. Beneficiaries of out-patient care in Social Care Units, per unit category, years 2023 and 2025

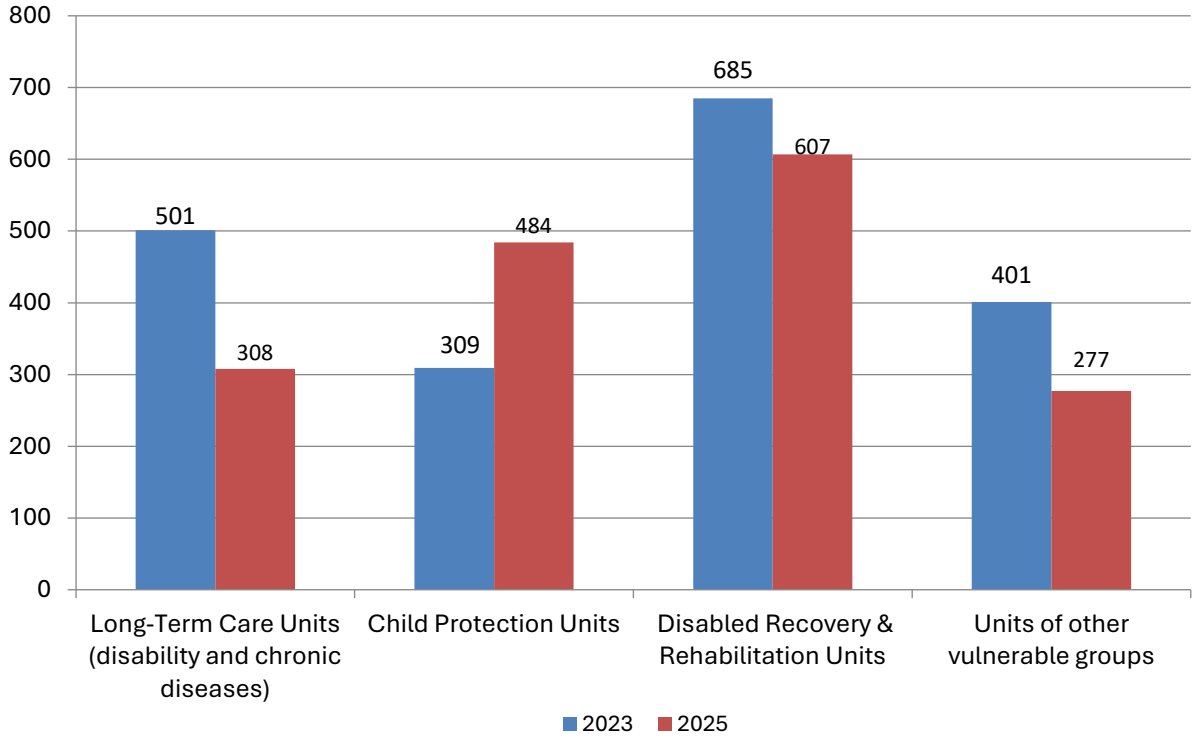

Further analysis of the beneficiaries by gender shows a higher percentage for men (females 49.0%, males 51.0%). In most age groups a higher percentage of men is observed and only in the age group of 0-5 years and in the age group over 80 years the majority is women. The age group of 18-44 years is the one with the largest number of beneficiaries, amounting to 1,024 beneficiaries. In particular, the out-patient care is reduced compared to the in-patient care for most age groups except for the groups of 0-5, 6-12 and 18-44 years old, whereas the in-patient care is increasing gradually with age (apart from the age group of over 80 years old) (Table 6, Graphs 4 and 5).

Table 6. Beneficiaries of in-patient and out-patient care in Social Care Units, by gender and age group, year 2025

Age Group	Beneficiaries	Beneficiaries			
		Males	Females	In-patient Care	Out-patient Care
0-5 years old	355	177	178	126	229
6-12 years old	330	192	138	136	194
13-17 years old	364	182	182	215	149
18-44 years old	1,024	588	436	417	607
45-64 years old	786	457	329	454	332
65-79 years old	654	335	319	561	93
≥80 years old	596	166	430	524	72
TOTAL	**4,109**	**2,097**	**2,012**	**2,433**	**1,676**

Graph 4. Beneficiaries of Social Care Units, by gender and age group, year 2025

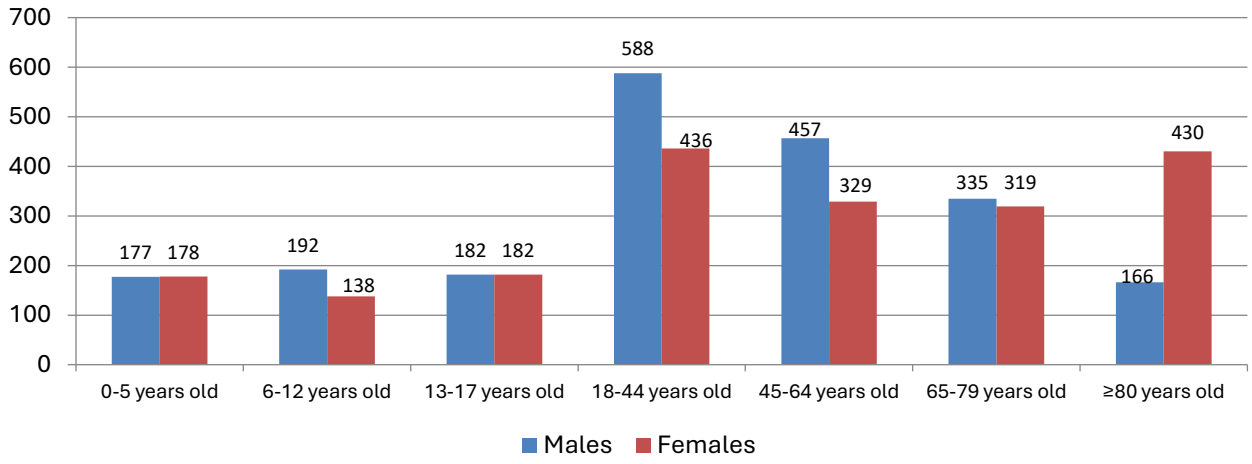

Graph 5. Beneficiaries of in-patient and out-patient care in Social Care Units, by age group, year 2025

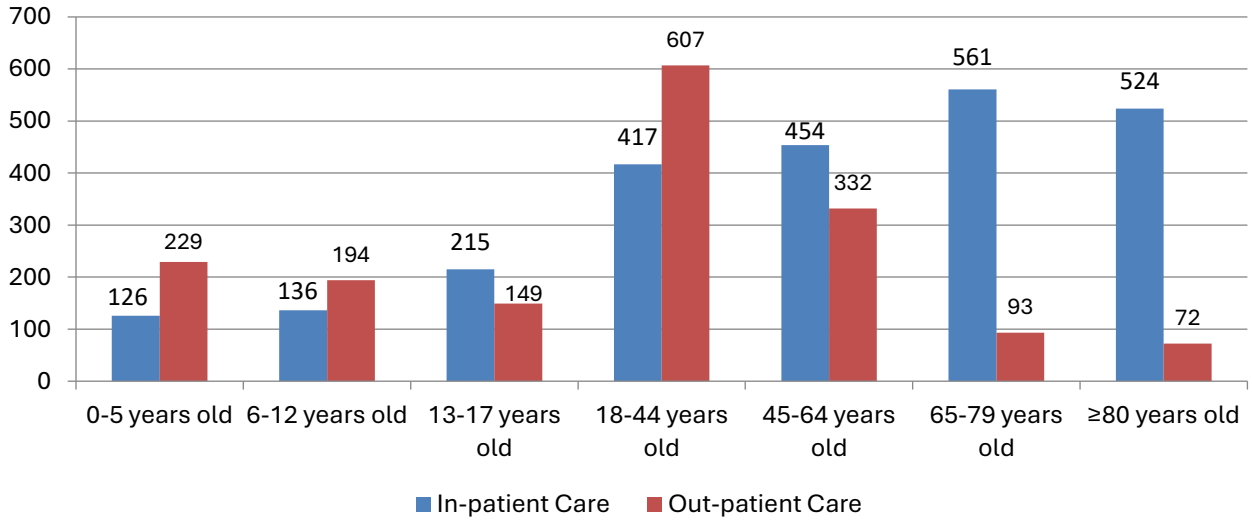

In 2025, in all Social Care Units, 59.9% of the beneficiaries received care lasting up to 5 years. Specifically, 53.9% of beneficiaries received in-patient care and 46.1% out-patient care. As the duration of care provision increases, the percentage of beneficiaries decreases ending up at 14.0% for 18 years of care and above (Table 7, Graph 6).

Table 7. Beneficiaries by length of stay/care in Social Care Units, year 2025

Length of stay/care (in years)	Beneficiaries	(%)	Beneficiaries of in-patient care	(%)	Beneficiaries of out-patient care	(%)
0-5 years	2,461	59.9	1,326	54.5	1,135	67.7
6-18 years	1,074	26.1	696	28.6	378	22.6
>18 years	574	14.0	411	16.9	163	9.7
TOTAL	**4,109**	**100.0**	**2,433**	**100.0**	**1,676**	**100.0**

Graph 6. Beneficiaries and length of stay/care in Social Care Units, year 2025

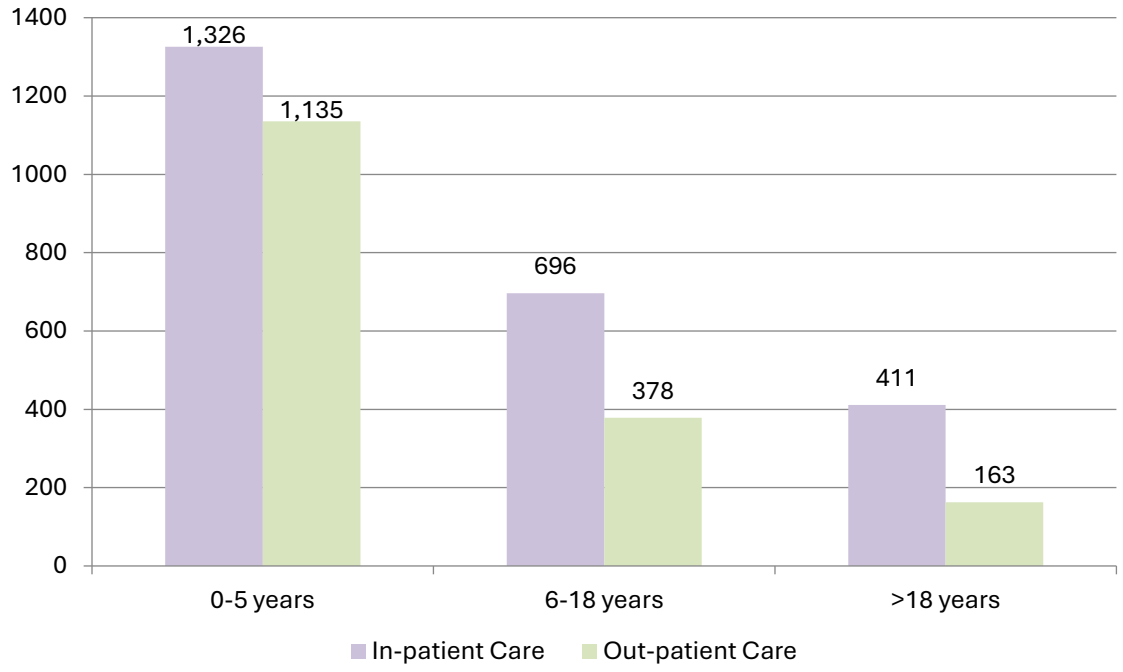

The Region of Attiki records the largest number of beneficiaries and personnel in Social Care Units, followed by the Regions of Kentriki Makedonia and Kriti. The Region of Peloponnisos does not have any Social Care Units while the Region of Dytiki Makedonia has only one.

The largest number of personnel is recorded for the category of Other Personnel (administrative, technical catering staff, security personnel etc.) followed by the category of Medical-Nursing Personnel and Scientists (psychologists, social workers, physical and occupational therapists) (Table 8, Graphs 7 and 8).

Table 8. Regional distribution of Social Care Units, beneficiaries by gender and personnel by specialty, year 2025

Regions	Number of Units	% Distribution of Social Care Units	Beneficiaries			Personnel			
			Males	Females	Total	Medical and Nursing staff	Specialized Scientists	Rest of personnel	TOTAL
Attiki	18	23.4	851	734	1585	213	90	394	697
Voreio Aigaio	3	3.9	54	105	159	49	6	68	123
Notio Aigaio	4	5.2	54	56	110	36	4	25	65
Kriti	10	13.0	227	208	435	124	17	145	286
Anatoliki Makedonia & Thraki	6	7.8	147	90	237	72	17	70	159
Kentriki Makedonia	11	14.3	317	274	591	192	32	188	412
Dytiki Makedonia	1	1.3	11	12	23	2	3	20	25
Ipeiros	8	10.4	86	142	228	102	19	108	229
Thessalia	5	6.5	152	148	300	116	10	35	161
Ionia Nisia	3	3.9	65	109	174	42	5	42	89
Dytiki Ellada	4	5.2	61	45	106	98	9	53	160
Sterea Ellada	4	5.2	72	89	161	58	5	47	110
Peloponnisos	0	0.0	0	0	0	0	0	0	0
TOTAL	**77**	**100.0**	**2,097**	**2,012**	**4,109**	**1,104**	**217**	**1,195**	**2,516**

Graph 7. Regional distribution of beneficiaries and personnel in Social Care Units, year 2025

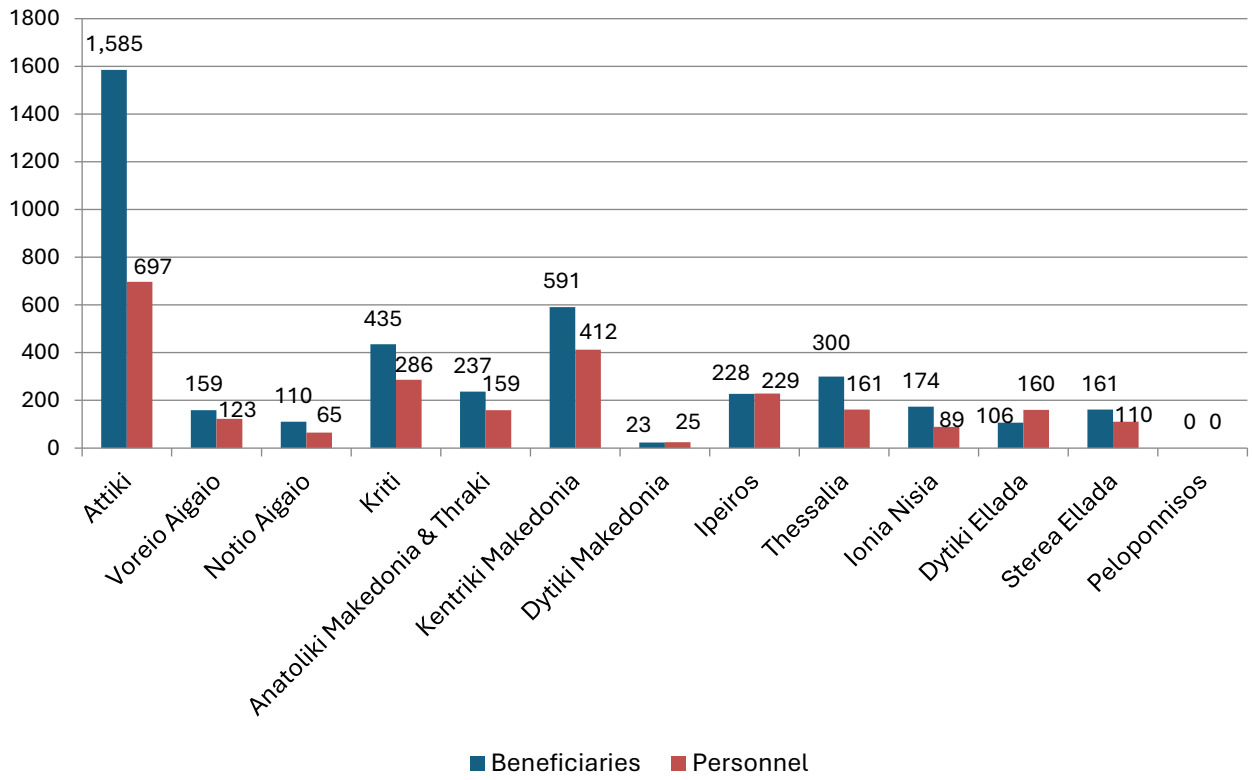

Graph 8. Percentage distribution of Social Care Units by Region, year 2025

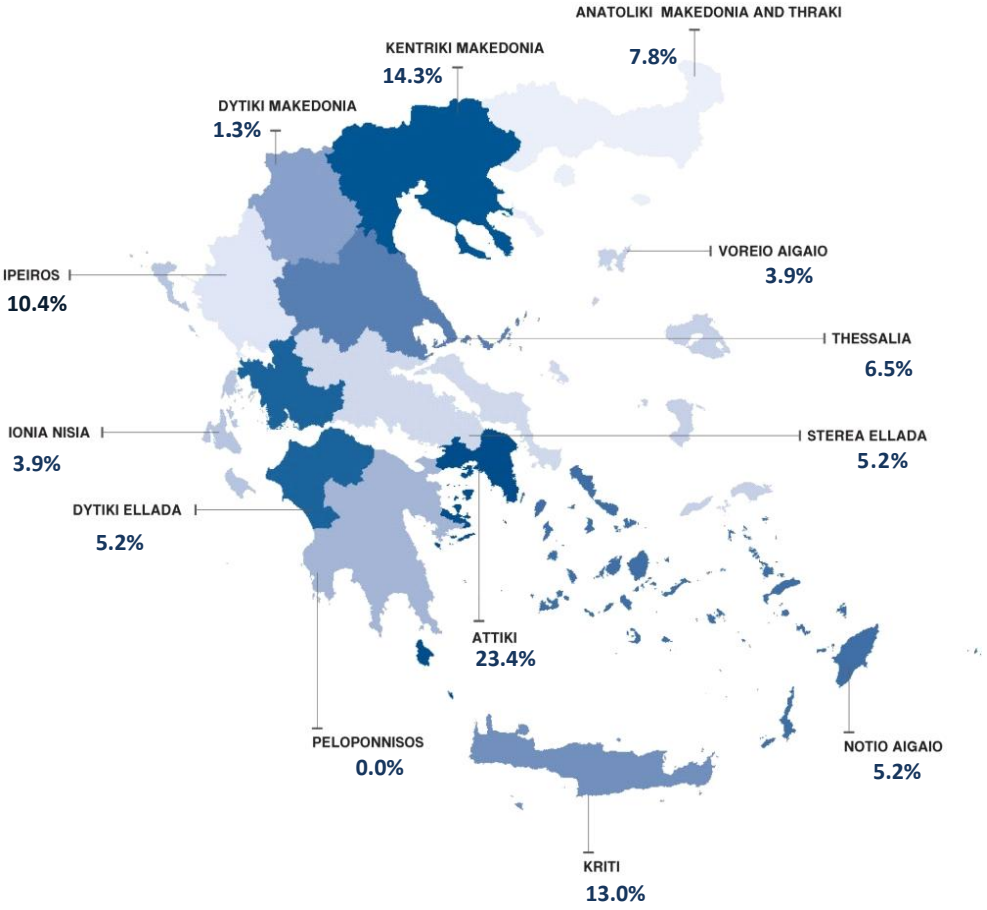

EXPLANATORY NOTES

Purpose of the Survey The Social Care Units survey monitors at a biennial basis the number of units of Legal Entities of Public Law all over Greece that serve social welfare needs throughout the country. It is a census survey aimed at collecting non-financial data concerning the number of beneficiaries of in-patient and out-patient care, as well as the number of personnel in the Social Care Units.

Legal Framework The survey is conducted pursuant to the Law 3832/2010, as amended and in force.

Reference period The survey refers to the Social Care Units that were operating on the 31st of December of the reference year.

Coverage The survey covers Greece total.

Based on the Law 4025/2011 (Article 1) "Reconstruction of the National Social Welfare System", as amended by the Law 4109/2013 (Article 9), the units that used to be Legal Entities of Public Law have merged and are now operating as Branches or Sub-branches of the new Regional Social Welfare Centers (KKPP), which amount to 12 (one center per NUTS 2 Region, except for the Region of Peloponnisos) which does not have any Social Care Units (KKPP).

Each Regional Social Welfare Center (KKPP) encompasses the corresponding Units or Branches, which are grouped into 3 major categories: Long-Term Care Units for people with disability or chronic diseases, Child Protection Units and Disabled Recovery & Rehabilitation Units i.e. units for the recovery and rehabilitation of people with disabilities. These units (KKPP) offer in-patient care to people with disabilities and chronic diseases, nurse the elderly, and nestle children and juveniles. Also, they offer out-patient care mainly to minors having developmental disorders (1 Branch) as well as offer recovery and rehabilitation services to disabled. For comparability reasons with previous years in this group of units (i.e. KKPP) has been included one unit, which previously belonged to the Social Welfare Center of the Sterea Ellada Region and now runs independently as a Long-Term Nursing Home for Chronic Diseases.

The rehabilitation services previously provided by the Centers for Recovery and Physical and Social Rehabilitation (KAFKA) and the Centers for Education, Social Support and Training for the Disabled (KEKYKAMEA) were transferred to the public hospitals of the National Health System and are now provided through the Centers for Physical and Medical Rehabilitation (KEFIAP). After this change, the units that for the purpose of the survey we call Branches and Sub-branches decreased from 95 in the period 2007-2011 to 55.

With article 102 & 103 of Law 3852/2010 each Municipality may establish or possess up to two Public Legal Entities, one for the Sector of Social Protection, Solidarity and Education and one for the Sector of Culture, Sports and Environment, as provided for in article 75 of Law 3463/2006.

The survey also includes 9 Municipal Institutions in the form of Nursing Homes and Orphanages, which are independent Legal Entities and 4 Institutions, the EKKA, EIK KEAT and Papafeio Child Care Center under the supervision of the Ministry of Social

Cohesion and Family Affairs, as well as the Juvenile Protection Company under the supervision of Ministry of Justice are also investigated.

Methodology

The survey is a census survey conducted at the Unit level covering all Social Care Units and recording the in-patient and out-patient welfare services provided by the Units.

Definitions

- Out-patient care: care services provided by Social Care Units to adults or minors who need help; these services are provided in a specific facility that operates specific hours during the day (excluding overnight stay), e.g., provision of day care services to children whose family cannot fulfill their parental role on account of economic or other reasons (supporting the family through hosting children).
- In-patient care: care services provided by Social Care Units to vulnerable population groups who stay permanently or temporarily and spend the night within a specific facility (institution, unit), which covers their basic needs (shelter, food) in the first place but also their emotional and psychological social needs, e.g. children's homes, nursing homes, chronic illness homes.
- Personnel: all people employed in the Social Care Units with the distinction between Medical and Nursing Personnel, Specialized Scientists (Scientific Personnel of various specialties) and Other Personnel.
- Beneficiaries: the total number of individuals who receive the material and mental care services provided by the Social Care Units

References

More information on the survey on Social Care Units can be found on the website of ELSTAT, at: http://www.statistics.gr/en/statistics/-/publication/SHE27/-