



Piraeus, 17 June 2024

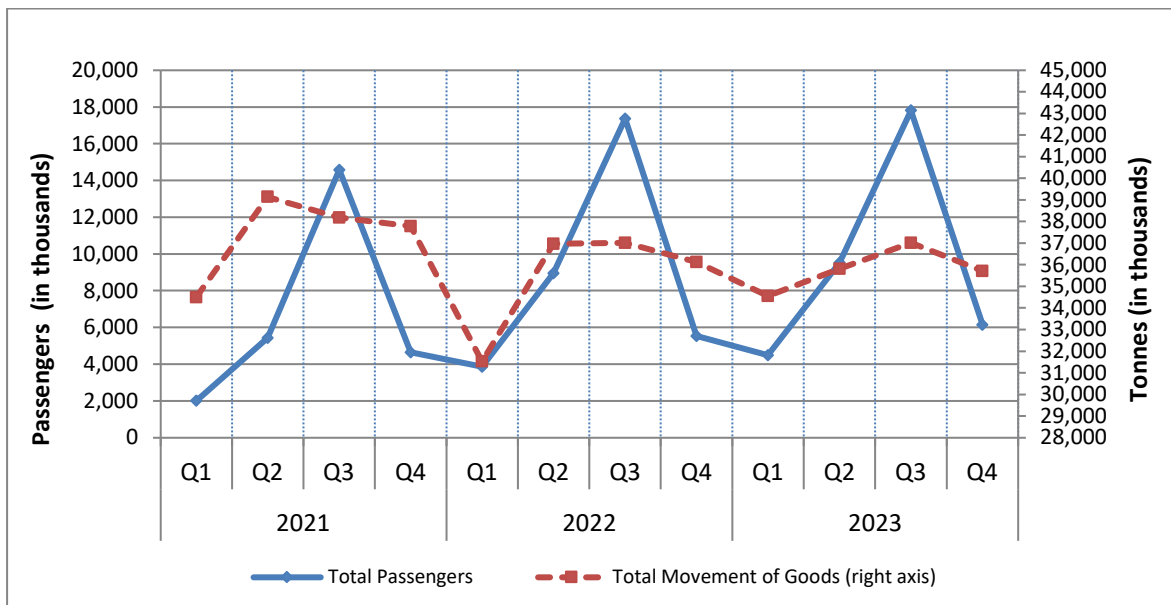
## TRAFFIC OF PASSENGERS, GOODS AND MOBILE UNITS IN GREEK PORTS:

### 4<sup>th</sup> QUARTER 2023 (Provisional data)

The Hellenic Statistical Authority (ELSTAT) announces data on traffic of passengers, goods and mobile units in the Greek ports for the 4<sup>th</sup> Quarter 2023. Particularly:

- The total passenger traffic in Greek ports in the 4<sup>th</sup> quarter 2023 recorded an increase of 11.1% compared with the 4<sup>th</sup> quarter 2022. An increase of 19.1% was recorded at the corresponding comparison of the 4<sup>th</sup> quarter of 2022 with the 4<sup>th</sup> quarter of 2021 (Table 1).
- The total movements of goods in Greek ports in the 4<sup>th</sup> quarter 2023 decreased by 1.1% compared with the 4<sup>th</sup> quarter 2022. A decrease by 4.4% was recorded at the corresponding comparison of the 4<sup>th</sup> quarter of 2022 with the 4<sup>th</sup> quarter of 2021 (Table 2).
- The total traffic of mobile units in Greek ports in the 4<sup>th</sup> quarter 2023 increased by 6.8% compared with the 4<sup>th</sup> quarter 2022. An increase of 8.5% was recorded at the corresponding comparison of the 4<sup>th</sup> quarter of 2022 with the 4<sup>th</sup> quarter of 2021 (Table 3).

Graph 1. Traffic of Passengers and Goods, 1<sup>st</sup> Quarter 2021 – 4<sup>th</sup> Quarter 2023



Information on methodological issues:

Division of Sectoral Statistics  
Section of Transport Statistics  
E. Kleftogianni, P. Rapti  
Tel: 213 135 2187, 213 135 3087, 213 135 3122  
E-mail: [e.kleftogianni@statistics.gr](mailto:e.kleftogianni@statistics.gr)

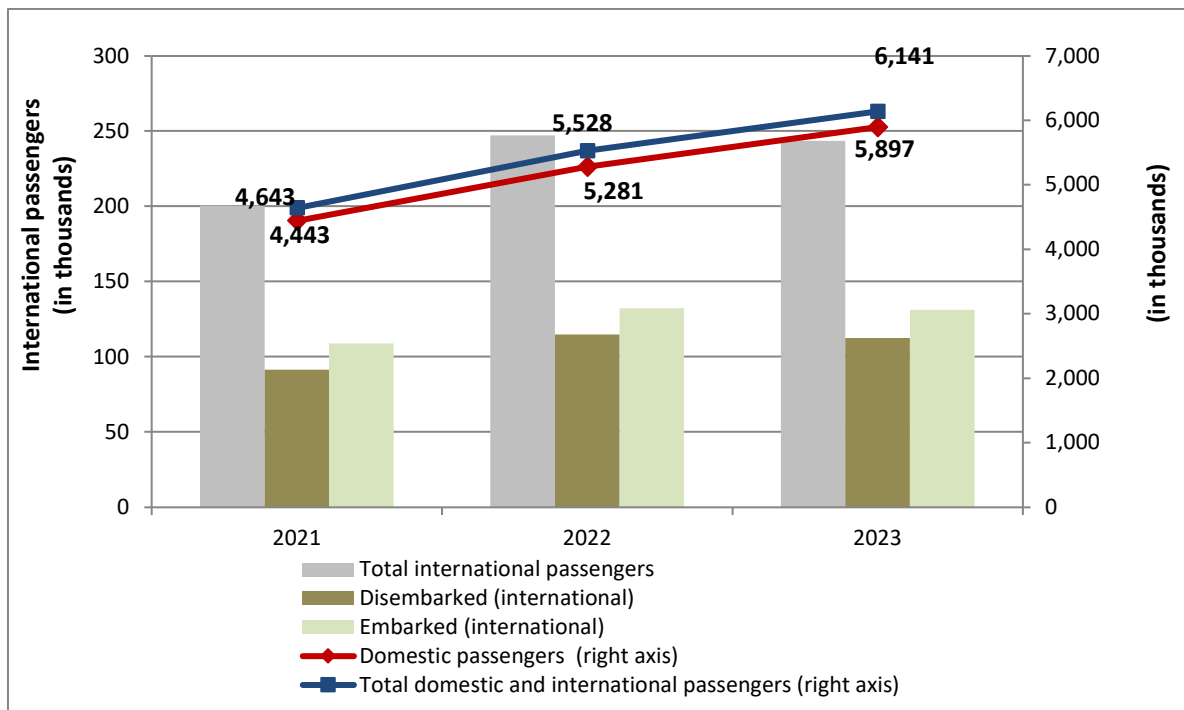
Information for data provision:

Tel. +30 213 135 2022  
E-mail: [data.dissem@statistics.gr](mailto:data.dissem@statistics.gr)

**Table 1. Domestic and international passenger traffic in Greek ports: 4<sup>th</sup> Quarter 2021- 2023**

4 <sup>th</sup> Quarter					
	2021	2022	Change % 2022/2021	2023	Change % 2023/2022
<b>Total:</b>	<b>4,643,253</b>	<b>5,528,479</b>	<b>19.1</b>	<b>6,140,886</b>	<b>11.1</b>
<b>Domestic passengers</b> (Disembarked / embarked)	4,443,040	5,281,398	18.9	5,897,305	11.7
<b>International passengers</b>	200,213	247,081	23.4	243,581	-1.4
Disembarked	91,290	114,877	25.8	112,482	-2.1
Embarked	108,923	132,204	21.4	131,099	-0.8

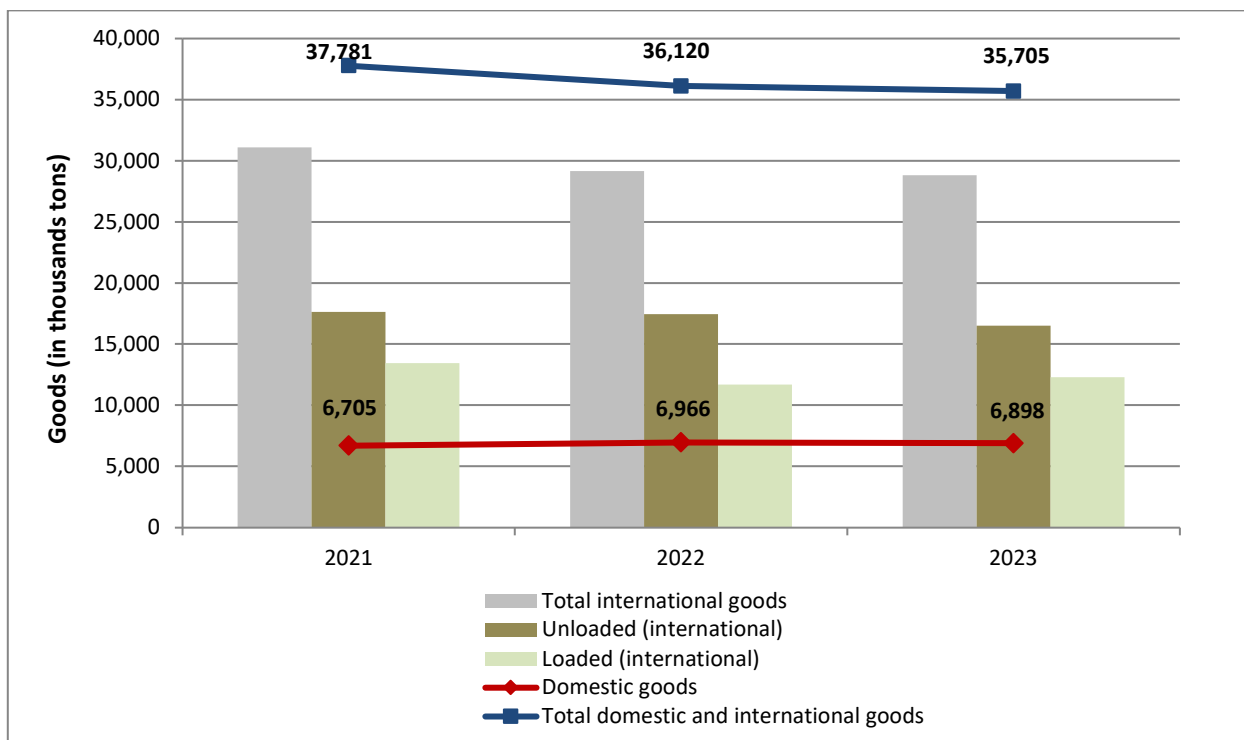
**Graph 2. Domestic and international passenger traffic in Greek ports: 4<sup>th</sup> Quarter 2021 – 2023**



**Table 2. Domestic and international movements of goods in Greek ports: 4<sup>th</sup> Quarter 2021 - 2023**

4 <sup>th</sup> Quarter					
(in tonnes)	2021	2022	Change % 2022/2021	2023	Change % 2023/2022
<b>Total:</b>	<b>37,781,157</b>	<b>36,120,139</b>	<b>-4.4</b>	<b>35,705,132</b>	<b>-1.1</b>
<b>Domestic goods</b> (Unloaded / loaded)	6,704,555	6,966,063	3.9	6,898,200	-1.0
<b>International goods</b>	31,076,602	29,154,076	-6.2	28,806,932	-1.2
Unloaded	17,637,987	17,459,490	-1.0	16,507,161	-5.5
Loaded	13,438,615	11,694,586	-13.0	12,299,771	5.2

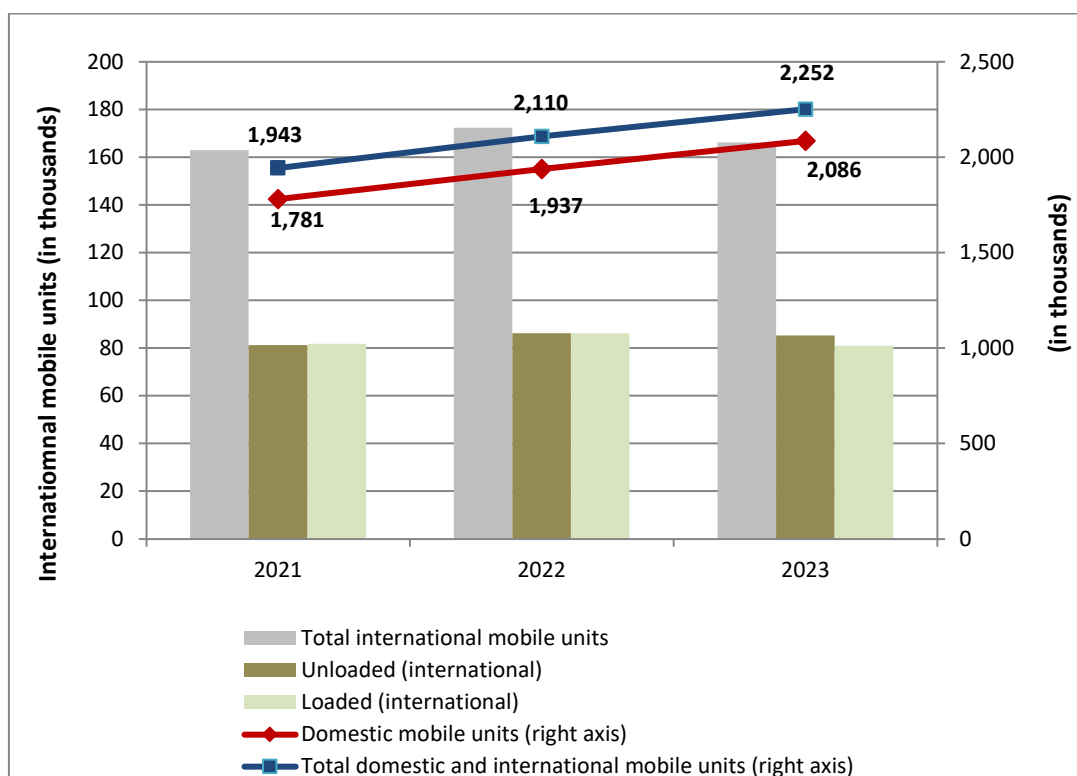
**Graph 3. Domestic and international movements of goods in Greek ports: 4<sup>th</sup> Quarter 2021 – 2023**



**Table 3. Domestic and international traffic of mobile units in Greek ports: 4<sup>th</sup> Quarter 2021 - 2023**

4 <sup>th</sup> Quarter					
	2021	2022	Change % 2022/2021	2023	Change % 2023/2022
<b>Total:</b>	<b>1,943,455</b>	<b>2,109,614</b>	<b>8.5</b>	<b>2,252,067</b>	<b>6.8</b>
<b>Domestic mobile units</b> (Unloaded / loaded)	1,780,550	1,937,229	8.8	2,085,883	7.7
<b>International mobile units</b>	162,905	172,385	5.8	166,184	-3.6
Unloaded	81,174	86,142	6.1	85,287	-1.0
Loaded	81,731	86,243	5.5	80,897	-6.2

**Graph 4. Domestic and international traffic of mobile units in Greek ports: 4<sup>th</sup> Quarter 2021 – 2023**



## METHODOLOGICAL NOTES

<b>Survey on the traffic of passengers' goods and mobile units in Greek ports</b>	<p>The survey on traffic of passengers, goods and mobile units in Greek ports is conducted on a monthly basis since 1960 and it has been producing quarterly and annual results. This survey is conducted in compliance with EU regulation 2009/42 which provides for the harmonization of statistical returns in respect of carriage of passengers' goods by sea in the EU Member States.</p> <p>The purpose of the survey is to collect statistical data on maritime transport.</p>
<b>Legal framework</b>	<p>This survey is fully harmonized with EU legislation and more specifically with Council Directive (EC) 2009/42 of the European Parliament.</p>
<b>Reference period</b>	<p>The data of the survey refer to the 4<sup>th</sup> quarter 2023.</p>
<b>Coverage</b>	<p>The survey covers all merchant vessels of net tonnage 10 GRT and over which carry passengers' goods and mobile units by sea to and from domestic and international ports for commercial purposes. Consequently fish-catching vessels, research and survey vessels, dredgers, naval vessels, or vessels used solely for non-commercial purposes are not included in the survey.</p>
<b>Definitions</b>	<p>Domestic Passengers: Refers to movement of passengers between Greek ports. International passengers: Refers to movement of passengers in Greek ports with embarking or disembarking at foreign ports.</p>
<b>Methodology</b>	<p>The survey is an exhaustive survey which is conducted for all vessels meeting the necessary criteria. The survey is carried out by means of specialized questionnaires which must be filed in by the competent bodies:</p> <ul style="list-style-type: none"><li>a) The domestic Port Authorities which have the responsibility to fill in the questionnaires for the goods transport in cooperation with the maritime transport agent.</li><li>b) The shipping companies and the financial officers of the ships who have the responsibility to fill in the questionnaires for the passenger traffic.</li><li>c) Piraeus Port Authority (OLP) and Thessaloniki Port Authority (OLTH) which record the large majority of goods transport data and send these statistical returns to ELSTAT electronically by means of a specially designed software application.</li></ul> <p>ELSTAT after having received all the above-mentioned data proceeds to data checks, codification, processing, and tabulation of the data.</p> <p>It should be stressed that the survey is conducted in compliance with international classifications and definitions applied for the variables, which are laid down in Eurostat's manual «Reference Manual on Maritime Transport Statistics ,Version 4.2 January 2021».</p>
<b>References</b>	<p>More information (tables charts) concerning the survey on maritime transport of passenger, goods and mobile units in the Greek ports by merchant vessels can be found on the web page of ELSTAT (<a href="http://www.statistics.gr">www.statistics.gr</a>) under the link <a href="https://www.statistics.gr/el/statistics/-/publication/SMA06">https://www.statistics.gr/el/statistics/-/publication/SMA06</a></p>