



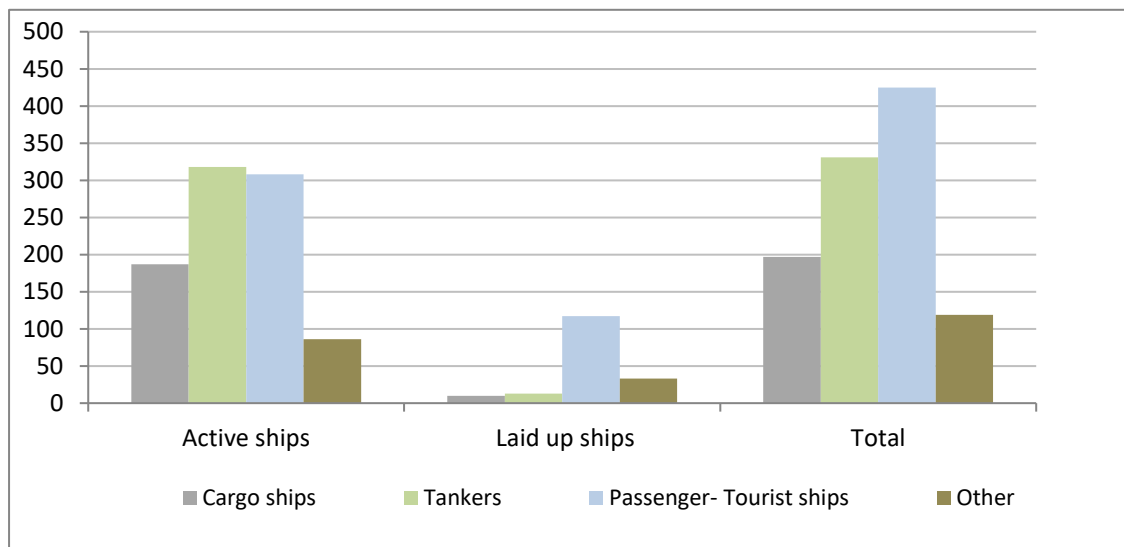
**PRESS RELEASE**

**Census of merchant ships and crews on the 20<sup>th</sup> of September 2020**

The Hellenic Statistical Authority (ELSTAT) announces the results of the census of merchant ships<sup>1</sup> and crews of the 20<sup>th</sup> of September 2020. According to the census data, out of a total of 1,344 merchant ships, 100 GRT and over, that are included in the Seamen's Pension Fund (NAT) register<sup>2</sup>, 1,072 ships were enumerated from which 996 ships were under the Greek flag and 76 ships were Greek-owned under foreign flag contracted with the Seamen's Pension Fund. Out of these 996 Greek-flag ships, 846 were active, 150 were laid-up ships. Out of the 76 Greek-owned ships under foreign flag, contracted with the Seamen's Pension Fund, 53 ships were active and 23 ships were laid-up (Table 1, Graph 1).

Of the total of 1,072 vessels recorded on the day of the census, 16,541 Greek and foreign seamen were employed. More specifically, 15,667 seamen were employed on the enumerated ships under Greek flag; 59.5% of the crew was Greek seamen while 40.5% were seamen with foreign nationality. As regards the Greek-owned ships under foreign flag, contracted with the Seamen's Pension Fund, 874 seamen were employed on these ships and 87.5% of the crew was Greek seamen and 12.5% were seamen with foreign nationality (Table 1, Graph 2).

**Graph 1: Merchant ships under Greek flag and Greek-owned under foreign flag contracted with the Seamen's Pension Fund, 100 GTR and over, on the census day (20-9-2020)**



**Information on methodological issues:**

Division of Sectoral Statistics  
Section of Transport Statistics  
P. Tzortzi, Georgakopoulou  
Tel : +30 213 135 2187 , +30 213 135 3090  
e-mail: [p.tzortzi@statistics.gr](mailto:p.tzortzi@statistics.gr)  
[f.georgakopoulou@statistics.gr](mailto:f.georgakopoulou@statistics.gr)

Information for data provision:  
Tel. +30 213 135 2022  
e-mail: [data.dissem@statistics.gr](mailto:data.dissem@statistics.gr)

<sup>1</sup> 100 GRT and over

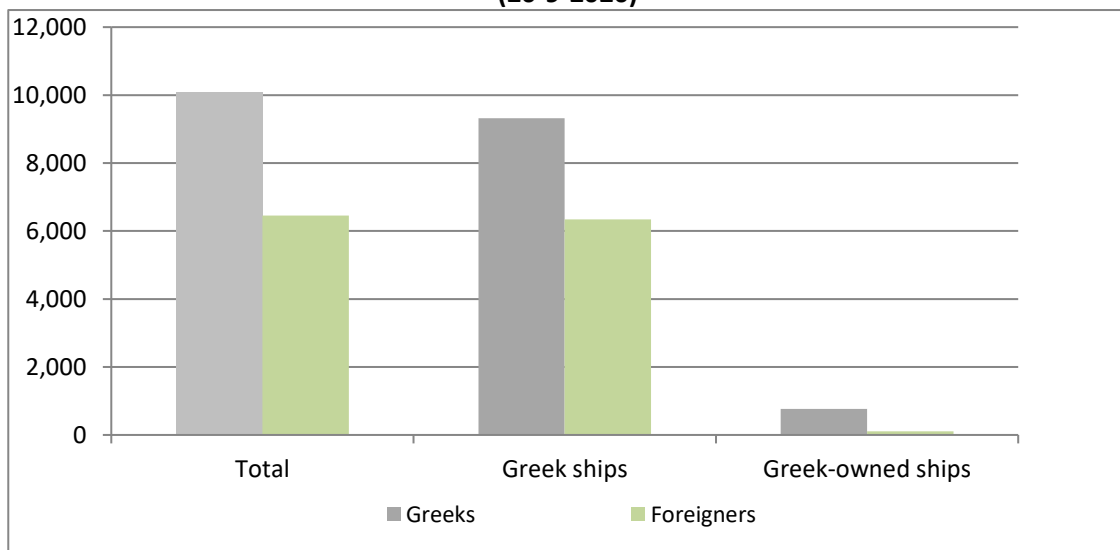
<sup>2</sup> The census was conducted on the basis of the Ships Register provided by National Seamen Pension Fund

The comparison between the data of the 2020 census and the corresponding data of the 2018 census indicates a decrease of 20.3% in the total number of Greek and foreign seamen on ships under Greek flag (996 ships) and a decrease 16.2% is recorded in the total number of Greek and foreign seamen employed on the Greek-owned ships under foreign flag, contracted with the Seamen’s Pension Fund (76 ships). Specifically, a decrease of 17.6% is observed in the Greek seamen employed on ships under Greek flag and an increase of 4.1% is observed in the number of Greek seamen employed on Greek-owned ships under foreign flag. Respectively, a decrease of 23.9% is observed in the seamen with foreign nationality employed on ships under Greek flag, as well as a decrease of 64.6% is observed in the number of foreign seamen employed on Greek-owned ships under foreign flag, contracted with the Seamen’s Pension Fund (Table 1, 2, Graph 3).

The distribution of the seafaring labour force among the different categories of ships indicates that 3,387 (20.5%) Greek and foreign seamen were employed on cargo ships, 7,176 (43.4%) on tankers, 5,430 (32.8%) on passenger and tourist ships and 548 (3.3%) were employed on “other ships” (Table 1).

According to the census data of year 2020, it is observed that out of the total of 15,667 Greek and foreign seamen employed on Greek ships, the senior personnel accounts for 33.9% (5,305 people) of the crew, the lower personnel for 61.1% (9,571 people), the cadets and healthcare personnel for 4.9% (766 people) and the personnel with no specialty accounts for 0.2% (25 people). Respectively, out of the total of 874 Greek and foreign seamen on Greek-owned ships, contracted with Seamen’s Pension Fund, the senior personnel accounts for 35,1% (307 seamen) of the crew, the lower personnel for 61.1% (534 seamen), cadets and healthcare personnel for 2.9% (25 seamen) and the personnel with no specialty accounts for 0.9% (8 seamen), (Table 3, Graph 4).

**Graph 2: Greek and foreign seamen employed on merchant ships of 100 GRT and over, under Greek flag or Greek-owned under foreign flag, contracted with the Seamen’s Pension Fund in census day (20-9-2020)**



**Table 1. Merchant ships of 100 GRT and over, under Greek flag or Greek-owned under foreign flag, contracted with the Seamen's Pension Fund and seamen employed on them on 20th September 2020, by category of ships**

	Greek ships				Greek-owned ships				Total	Percentage of seamen (%)					
	Ships	Crew of ships			Ships	Crew of ships				Ships	Crew of ships	Greek ships		Greek-owned ships	
		Greek	Foreign	Total		Greek	Foreign	Total				Greek	Foreign	Greek	Foreign
<b><i>Ships enumerated at the census</i></b>	<b>996</b>	<b>9,322</b>	<b>6,345</b>	<b>15,667</b>	<b>76</b>	<b>765</b>	<b>109</b>	<b>874</b>	<b>1,072</b>	<b>16,541</b>	<b>59.5</b>	<b>40.5</b>	<b>87.5</b>	<b>12.5</b>	
Cargo ships	193	1,346	1,972	3,318	4	45	24	69	197	3,387	40.6	59.4	65.2	34.8	
Tankers	329	2,896	4,242	7,138	2	20	18	38	331	7,176	40.6	59.4	52.6	47.4	
Passenger-Tourist ships	357	4,596	114	4,710	68	654	66	720	425	5,430	97.6	2.4	90.8	9.2	
Other	117	484	17	501	2	46	1	47	119	548	96.6	3.4	97.9	2.1	
<b>Active ships</b>	<b>846</b>	<b>8,801</b>	<b>6,311</b>	<b>15,112</b>	<b>53</b>	<b>582</b>	<b>106</b>	<b>688</b>	<b>899</b>	<b>15,800</b>	<b>58.2</b>	<b>41.8</b>	<b>84.6</b>	<b>15.4</b>	
Cargo ships	184	1,335	1,972	3,307	3	40	24	64	187	3,371	40.4	59.6	62.5	37.5	
Tankers	316	2,830	4,212	7,042	2	20	18	38	318	7,080	40.2	59.8	52.6	47.4	
Passenger-Tourist ships	262	4,211	110	4,321	46	476	63	539	308	4,860	97.5	2.5	88.3	11.7	
Other	84	425	17	442	2	46	1	47	86	489	96.2	3.8	97.9	2.1	
<b>Laid up ships</b>	<b>150</b>	<b>521</b>	<b>34</b>	<b>555</b>	<b>23</b>	<b>183</b>	<b>3</b>	<b>186</b>	<b>173</b>	<b>741</b>	<b>93.9</b>	<b>6.1</b>	<b>98.4</b>	<b>1.6</b>	
Cargo ships	9	11	0	11	1	5	0	5	10	16	100	0.0	100	0.0	
Tankers	13	66	30	96	0	0	0	0	13	96	68.8	31.3	0.0	0.0	
Passenger-Tourist ships	95	385	4	389	22	178	3	181	117	570	99	1.0	98.3	1.7	
Other	33	59	0	59	0	0	0	0	33	59	100	0.0	0.0	0.0	
<b><i>Ships not enumerated at the census for various reasons</i></b>	<b>258</b>				<b>14</b>				<b>272</b>						

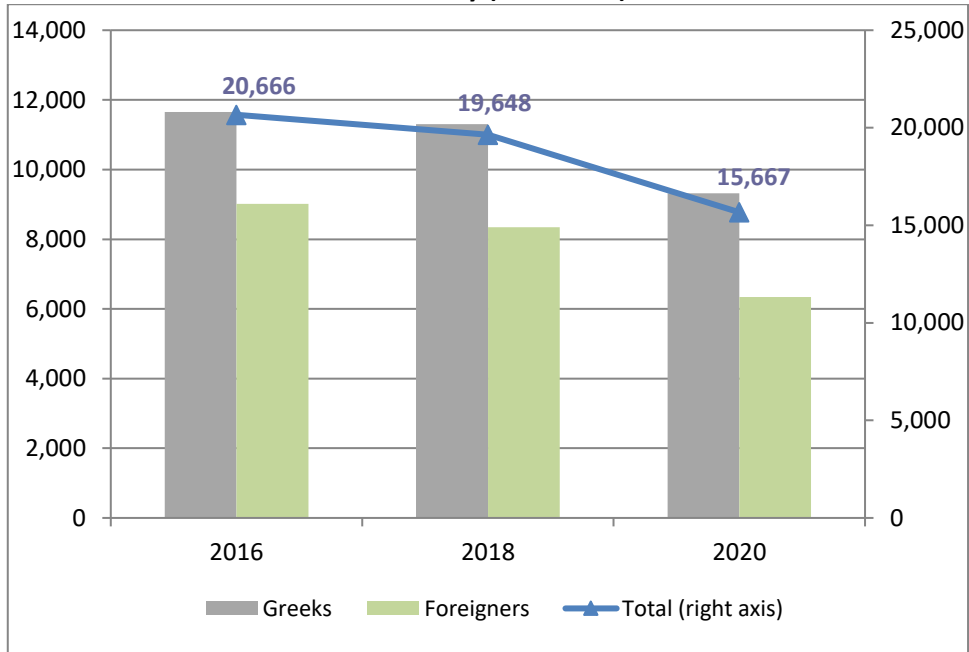
**Table 2. Greek and foreign seamen employed on merchant ships of 100 GRT and over, under Greek flag or Greek-owned under foreign flag, contracted with the Seamen's Pension Fund: 2016, 2018 and 2020**

	Number of seamen			Change (%)		Percentage (%)		
	20/9/2016	20/9/2018	20/9/2020	2018/2016	2020/2018	20/9/2016	20/9/2018	20/9/2020
<b>Seamen employed on Greek and Greek-owned merchant ships</b>	<b>21,440</b>	<b>20,691</b>	<b>16,541</b>	<b>-3.5</b>	<b>-20.1</b>	<b>100</b>	<b>100</b>	<b>100</b>
Greeks	12,163	12,042	10,087	-1.0	-16.2	56.7	58.2	61.0
Foreigners	9,277	8,649	6,454	-6.8	-25.4	43.3	41.8	39.0
<b>Seamen employed on Greek merchant ships</b>	<b>20,666</b>	<b>19,648</b>	<b>15,667</b>	<b>-4.9</b>	<b>-20.3</b>	<b>100</b>	<b>100</b>	<b>100</b>
Greeks	11,649	11,307	9,322	-2.9	-17.6	56.4	57.5	59.5
Foreigners	9,017	8,341	6,345	-7.5	-23.9	43.6	42.5	40.5
<b>Seamen employed on Greek-owned merchant ships</b>	<b>774</b>	<b>1,043</b>	<b>874</b>	<b>34.8</b>	<b>-16.2</b>	<b>100</b>	<b>100</b>	<b>100</b>
Greeks	514	735	765	43.0	4.1	66.4	70.5	87.5
Foreigners	260	308	109	18.5	-64.6	33.6	29.5	12.5

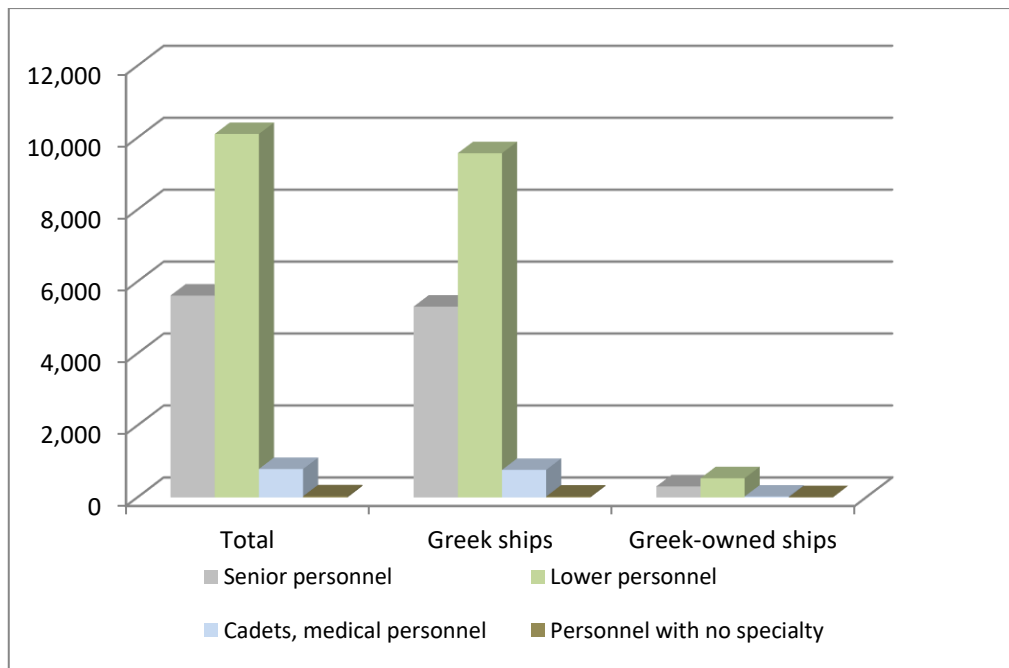
**Table 3. Seamen employed on merchant ships of 100 GRT and over, under Greek flag or Greek-owned under foreign flag, contracted with the Seamen’s Pension Fund, by major groups of specialties: 2016, 2018 and 2020**

Major groups of specialties	Number of seamen			Change (%)		Percentage (%)		
	20/9/2016	20/9/2018	20/9/2020	2018/2016	2020/2018	20/9/2016	20/9/2018	20/9/2020
<b>Seamen employed on Greek and Greek-owned merchant ships</b>	<b>21,440</b>	<b>20,691</b>	<b>16,541</b>	<b>-3.5</b>	<b>-20.1</b>	<b>100</b>	<b>100</b>	<b>100</b>
Senior personnel	6,987	6,678	5,612	-4.4	-16.0	32.6	32.3	33.9
Lower personnel	12,855	12,467	10,105	-3.0	-18.9	60.0	60.3	61.1
Cadets, medical personnel	1,535	1,474	791	-4.0	-46.3	7.2	7.1	4.8
Personnel with no specialty	63	72	33	14.3	-54.2	0.3	0.3	0.2
<b>Seamen employed on Greek merchant ships</b>	<b>20,666</b>	<b>19,648</b>	<b>15,667</b>	<b>-4.9</b>	<b>-20.3</b>	<b>100</b>	<b>100</b>	<b>100</b>
Masters and senior personnel	6,766	6,367	5,305	-5.9	-16.7	32.7	32.4	33.9
Lower personnel	12,366	11,794	9,571	-4.6	-18.8	59.8	60.0	61.1
Cadets, medical personnel	1,507	1,448	766	-3.9	-47.1	7.3	7.4	4.9
Personnel with no specialty	27	39	25	44.4	-35.9	0.1	0.2	0.2
<b>Seamen employed on Greek-owned merchant ships</b>	<b>774</b>	<b>1,043</b>	<b>874</b>	<b>34.8</b>	<b>-16.2</b>	<b>100</b>	<b>100</b>	<b>100</b>
Masters and senior personnel	221	311	307	40.7	-1.3	28.6	29.8	35.1
Lower personnel	489	673	534	37.6	-20.7	63.2	64.5	61.1
Cadets, medical personnel	28	26	25	-7.1	-3.8	3.6	2.5	2.9
Personnel with no specialty	36	33	8	-8.3	-75.8	4.7	3.2	0.9

**Graph 3: Greek and foreign seamen employed on Greek merchant ships of 100 GRT and over, in census day (20-9-2020)**



**Graph 4: Seamen employed on merchant ships of 100 GRT and over, under Greek flag or Greek-owned under foreign flag, contracted with the Seamen's Pension Fund, by major groups of specialties, in census day (20-9-2020)**



## EXPLANATORY NOTES

<b>Ships and Crew Census</b>	The Ships and Crew Census (Seafaring Labor Force) is conducted every 2 years on the 20 <sup>th</sup> of September of the reference year. The aim of the census is to measure the seafaring labour force of the Greek merchant fleet, as well as to collect data referring to the general characteristics of the employed seamen. Additionally, the Statistical Register of Greek Merchant Ships maintained by ELSTAT for statistical purposes is updated on the basis of the census data.
<b>Legal framework</b>	The census is conducted in the framework of the provisions laid down by the Joint Decision 4808/B-205/08-07-2020 (ΦΕΚ 2870 Β'/15-07-2020) signed by the Minister of Maritime and Island Policy and the President of ELSTAT.
<b>Reference Period</b>	The results of the census refer to the <u>20<sup>th</sup> of September 2020</u> .
<b>Coverage</b>	The census is conducted on a) all the merchant ships 100 GRT and over, irrespective of their condition – active or laid up and b) all the seamen employed on ships at the day of the census even if some of them may not been employed anymore. On the contrary, the census doesn't cover the seamen that have been employed in the ships after the day of the census.
<b>Definitions</b>	<p><b>Merchant ship:</b> Seagoing self-propelled vessel, of at least ten NRT, designed for the carriage of goods, transport of passengers, for fishing, towing or especially fitted out for other maritime activities.</p> <p><b>Greek merchant fleet:</b> The total number of the merchant ships under Greek flag. The Greek flag carried by these ships means that all their maritime activities (subsidies for ship building, cargo limitations and other tax provisions) are governed by commercial and economic rules which are laid down by the respective Greek authorities.</p> <p><b>Gross Register Tonnage (GRT):</b> unit of measurement of the total volume in cubic feet of the spaces within the hull and of the enclosed spaces above the deck which are available for carrying goods, food, passengers and crew. It equals to the volume of 100 cubic feet or 2.83 m3.</p> <p><b>Senior Personnel:</b> (Masters A', B', C', Engineers A', B', C radio officers A-B', pay masters A-B' and chief caterers).</p> <p><b>Cadets Personnel:</b> (cadet deck officers, engineers, paymasters). Health Care Personnel (doctors, medicines, nurses and other)</p> <p><b>Lower Personnel</b> (assistant caterers, captains A', B', C', boatswains, pumpmen, sailors ship's boys, motor-drivers A', B', greasers, wipers and trimmers, motormen, chief stewards, stewards A', B', assistants, chief cooks, cooks A', B', C' assistant cooks, electricians, tug captains trainers of apprentices for the deck, engines and other specialties.</p> <p><b>Personnel with no maritime specialty:</b> Laid up ships keepers and other personnel with no specialty.</p>
<b>Methodology</b>	For the census the statistical unit is the merchant ship of 100 GRT and over. The census was conducted on the basis of the Ships' Register provided by the National Seamen Pension Fund. The census data refer to the total of the merchant ships, of 100 GRT and over, including their crew, and they are under the Greek flag, or they are Greek-owned ships under foreign flag contracted with the Seamen's Pension Fund. The census data will be used further for the update of the Statistical Register of Greek Merchant Ships. In the framework of the census, merchant ships are classified as follows: a) cargo ships, b) tankers, c) passengers and tourist ships, d) miscellaneous i.e. tug ships, lifeboats, fishing ships, etc.

Data are collected on the basis of a special questionnaire compiled by ELSTAT with the collaboration of the Division of Maritime Labour, as well as with other competent Divisions of the Ministry of Maritime and Island Policy. The collected data refer to the information related to the legal ownership of the ship, as well as to the characteristics of the ship which are derived mainly either from the ships' official naval documents or from the official crew lists. The person responsible for the provision of the statistical information is: a) the Master of the ship in the case that the ship is active at the reference day, b) the Greek Port Authorities, as regards the ships that during the reference day are laid up within their competence region and c) the Greek Consular Authorities at the foreign ports where the ship will be at the day of the census.

**References**

Further information (tables, graphs) concerning the Ship and Crew Census can be found on the webpage of ELSTAT ([www.statistics.gr](http://www.statistics.gr)), under the link <https://www.statistics.gr/el/statistics/-/publication/SMA12>