



HELLENIC REPUBLIC
HELLENIC STATISTICAL AUTHORITY

Piraeus, 24 January 2023

QUARTERLY NON-FINANCIAL SECTOR ACCOUNTS:

3rd Quarter 2022 (Provisional data)

Revision of quarters: 1st quarter 2019 – 2nd quarter 2022

The Hellenic Statistical Authority (ELSTAT) announces the provisional data for the quarterly non-financial sector accounts for the 3rd quarter of 2022.

Quarterly non-financial sector accounts provide an overall description of the Greek economy, based on the analysis of the economic behavior of the institutional sectors constituting the economy (households and non-profit institutions serving households, non-financial corporations, financial corporations, general government) and the relations of the national economy with the rest of the world.

The data which are presented in the current publication have been compiled according to the European System of National and Regional Accounts (ESA 2010 – Regulation (EU) 549/2013).

The data cover the period 1999 (1st quarter) till 2022 (3rd quarter). For the compilation of these provisional estimates all the best available data sources have been used.

It is noted that the data of the quarters of the years 2019 – 2021 have, as foreseen, been revised, on account of benchmarking of quarterly accounts to the revised annual sector accounts data, as announced by ELSTAT on 26/10/2022 (<https://www.statistics.gr/en>).

Users should note that the data of the current publication for the 3rd quarter 2022, include the General Government data that were published on January 23, 2023 and are expected to be revised when provisional estimates of the 4th quarter 2022 are produced and disseminated on the basis of updated primary data that will have become, at that time, available (i.e. quarterly non-financial accounts of General Government, Government data of state subsidies/taxes related to energy crisis, quarterly national accounts, etc).

It is also noted that any discrepancies with the figures of annual non-financial sector accounts published on October 26, 2022 are due to the fact that the annual sector accounts are in full consistency with the annual national accounts, while the quarterly sector accounts follow the quarterly General Government accounts.

During the 3rd quarter of 2022, the external balance of goods and services recorded a surplus of 1.37 billion euro compared to a surplus of 1.03 billion euro recorded at the 3rd quarter of 2021.

Moreover, during the 3rd quarter of 2022, the external balance of primary income, current and capital transfers, recorded a surplus of 0.48 billion euro. The corresponding figure for the 3rd quarter of 2021 was a surplus of 0.63 billion euro.

As a result of the above, the total economy (S.1) presented net lending of 1.85 billion euro to the rest of the world (S.2) in the 3rd quarter of 2022. A year before, net lending was 1.66 billion euro (Table 1, Graph 1).

Table 1

(in billion €)

	<i>Total economy (S.1)</i>	2022Q3	2021Q3	Dif
(1)	Imports of goods and services	31.27	23.43	7.84
(2)	Exports of goods and services	32.64	24.46	8.18
(3)=(2)-(1)	External balance of goods and services	1.37	1.03	0.34
(4)	External balance of primary incomes, current and capital transfers	0.48	0.63	-0.15
(5)=(3)+(4)	Net lending(+) / net borrowing(-)	1.85	1.66	0.18
	<i>Rest of the world (S.2)</i>			
(6)=- (5)	Net lending(+) / net borrowing(-)	-1.85	-1.66	-0.18

Small deviations in sums are due to rounding

Graph 1. Net lending (+) / net borrowing (-)

Total Economy

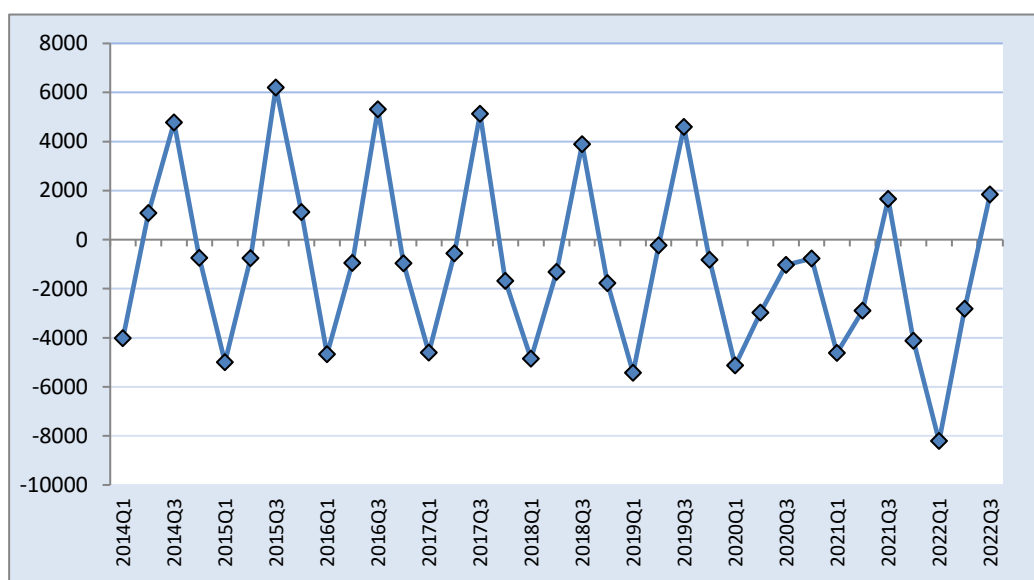


Table 2 presents the absolute values and the annual changes for the transactions of the secondary distribution of income account for households and non-profit institutions serving households (NPISH) sector for the 3rd quarter of the years 2022 and 2021, which affect the gross disposable income.

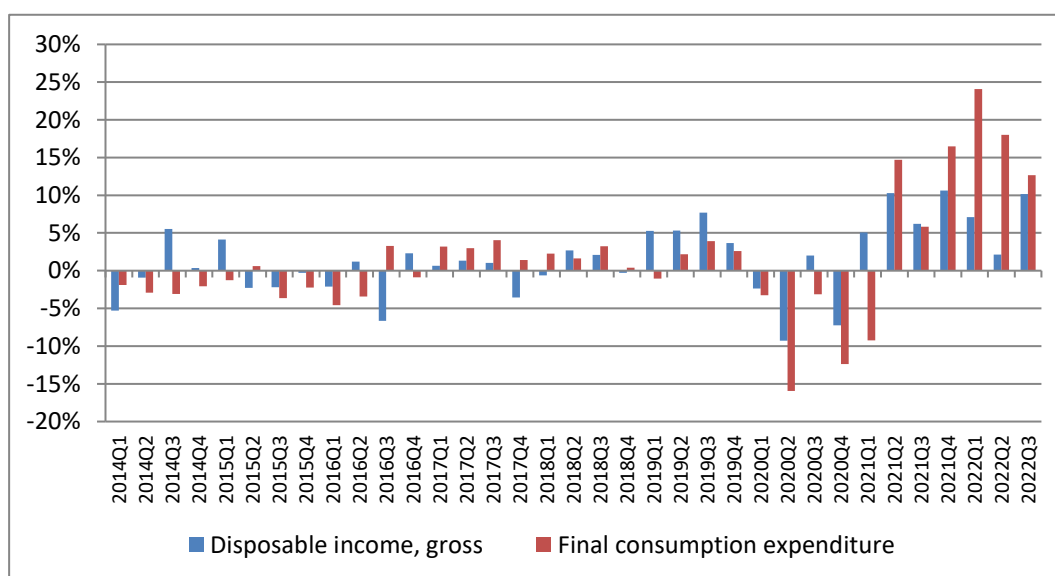
During the 3rd quarter of 2022, disposable income of the households and non-profit institutions serving households (NPISH) sector (S.1M) increased by 10.2% in comparison with the same quarter of the previous year, from 34.21 billion euro to 37.69 billion euro.

Table 2
Secondary distribution of income account (in million €)

Transactions and balancing items		Uses			y-o-y change %	Resources		y-o-y change %
		2022Q3	2021Q3			2022Q3	2021Q3	
B.5g	Balance of primary income, gross					38622	35324	9.3%
D.5	Current taxes on income, wealth, etc.	3017	2825	6.8%				
D.6	Social contributions	7081	7112	-0.4%		9518	8877	7.2%
D.7	Other current transfers	1187	1008	17.8%		833	951	-12.4%
B.6g	Disposable income, gross	37688	34207	10.2%				

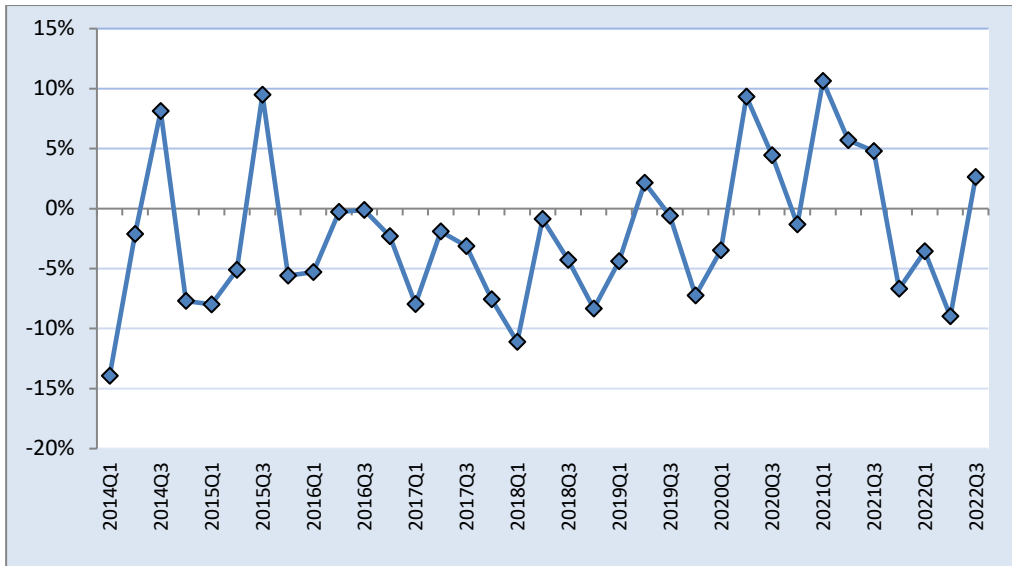
Final consumption expenditure of the households and NPISH sector increased by 12.7% in comparison with the same quarter of the previous year, from 32.6 billion euro to 36.7 billion euro (Graph 2).

Graph 2. Households and NPISH gross disposable income and final consumption expenditure growth
 (change compared to the same quarter of the previous year)



The saving rate of the households and NPISH sector, defined as gross saving divided by gross disposable income was 2.6% in the 3rd quarter of 2022 compared to 4.8% in the 3rd quarter of 2021 (Graph 3).

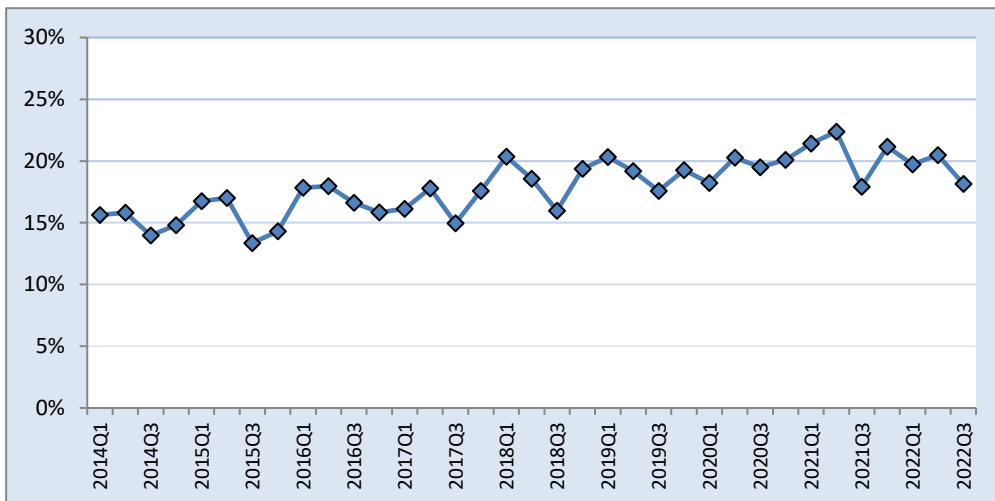
Graph 3. Saving rate of households and NPISH



During the 3rd quarter of 2022, the gross fixed capital formation of the non-financial corporation sector (S.11) amounted to 3.8 billion euro.

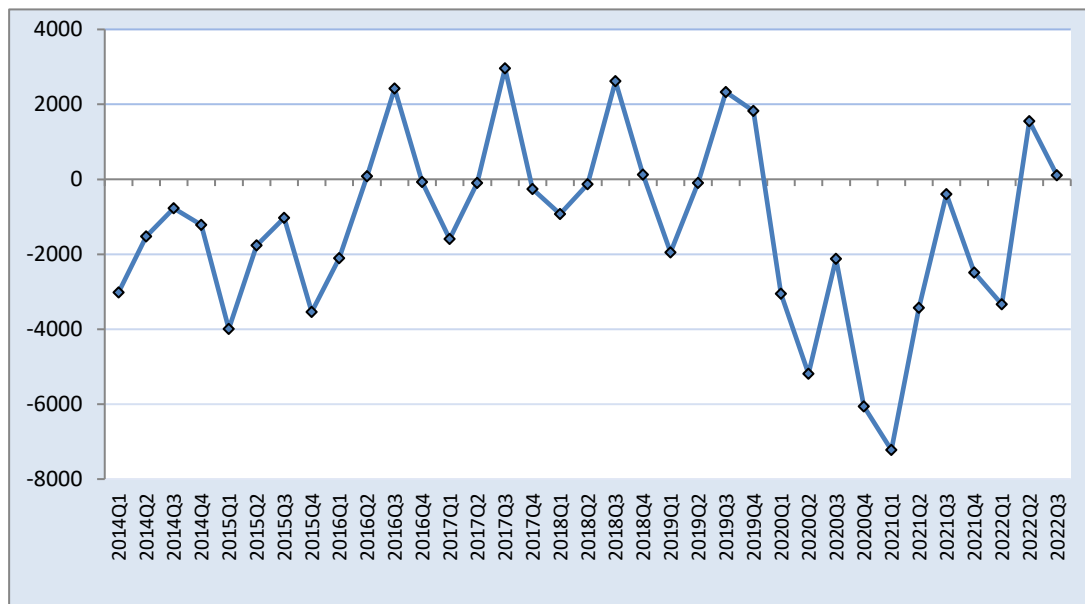
The gross investment rate of the sector, defined as gross fixed capital formation divided by gross value added, was 18.1% compared to 17.9% in the 3rd quarter of 2021 (Graph 4).

Graph 4. Gross investment rate of non-financial corporations



Net lending of General Government (S.13) during the 3rd quarter of 2022 amounted to 0.1 billion euro compared to 0.4 billion euro of net borrowing in the 3rd quarter of 2021 (Graph 5).

Graph 5. Net lending (+)/ net borrowing (-) of General Government



The detailed tables are available on ELSTAT website:

<http://www.statistics.gr/en/statistics/-/publication/SEL91/->

Information on methodological issues:

National Accounts Division
 National Accounts Synthesis Section
 Anastasia Katsika, Panagiotis Loutas
 Tel: +30 213 135 2082, 213 135 6071
 Email: a.katsika@statistics.gr, p.loutas@statistics.gr

Information for data provision:

Tel: +30 213 135 2022, 2308, 2310
 Email: data.dissem@statistics.gr

EXPLANATORY NOTES

General: The quarterly non-financial sector accounts (QSA) provide a description of the different stages of the economic process: production, generation of income, distribution of income, redistribution of income use of income and non-financial accumulation. They also provide a list of balancing items that have high analytical value in their own right: value added, operating surplus and mixed income, balance of primary incomes, disposable income, saving, net lending / net borrowing.

Legal basis: The QSA are compiled in accordance with the European System of Accounts - [ESA 2010](#) of the Council Regulation (EU) No 549/2013 of the European Parliament and of the Council of 21 May 2013.

Reference period: The accounting period is the quarter.

Geographical coverage: The whole Greek territory.

Unit of measure: The economic data are published in million euro.

Revision: The quarterly non-financial sector accounts are revised following the revisions of annual non-financial sector accounts, quarterly national accounts and quarterly non-financial accounts of General Government, in order to ensure coherence between them.

Statistical classification: The standard followed is the European System of Accounts (ESA 2010). The main categories are the institutional sectors and the transactions recorded between the sectors.

The institutional sectors combine institutional units with similar characteristics and behaviour and are classified as follows:

Total Economy (S.1)

Non-financial corporations (S.11)

Financial corporations (S.12)

General Government (S.13)

Households and non-profit institutions serving households (NPISH) (S.1M)

Rest of the World (S.2)

Compilation of Sector Accounts in the context of the COVID-19 crisis: The COVID-19 pandemic has had impact on the Greek Economy, since mid-March 2020. Eurostat and National Statistical Authorities in the European Statistical System have been working together to elaborate guidelines and notes on how to address the statistical challenges brought about by the pandemic.

For the compilation of the provisional estimates for the current quarter, the best available sources as well as the same estimation methods have been used as in the previous quarters.

Publication of data: Quarterly non-financial sector accounts data are published at about 120 days after the end of the reference quarter.

References: More information on the methodology and detailed tables are available on ELSTAT website:

<http://www.statistics.gr/en/statistics/-/publication/SEL91/>