



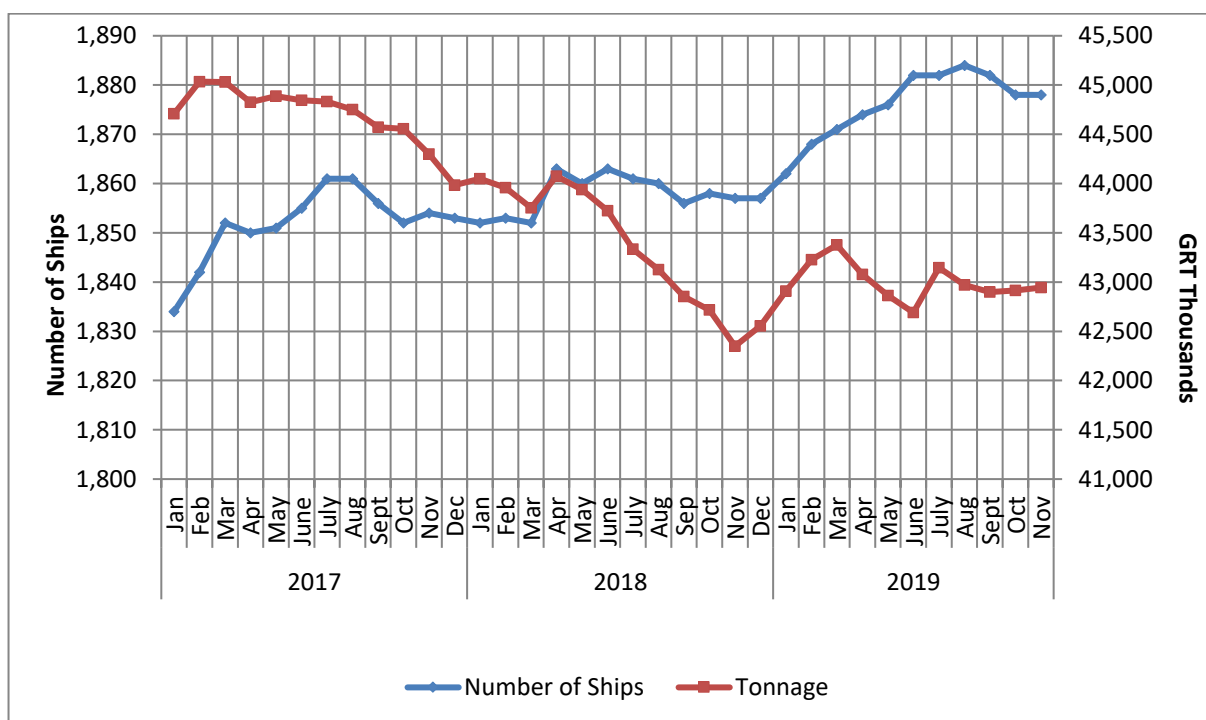
## PRESS RELEASE

### GREEK MERCHANT FLEET: November 2019 (Provisional data)

The Hellenic Statistical Authority (ELSTAT) announces data on the Greek Merchant Fleet (for vessels of 100 GRT<sup>1</sup>) for November 2019. Particularly:

- The Greek Merchant Fleet increased by 1.1% in November 2019 compared with November 2018. An increase of 0.2% was recorded in November 2018 compared with November 2017 (Table 1).
- The gross tonnage of the Greek Merchant Fleet, for vessels of 100 GRT and over, recorded an increase of 1.4% in November 2019 compared with November 2018. A decrease of 4.4% was recorded in November 2018 compared with November 2017 (Table 1).

**Graph 1: Greek Merchant ships of 100 GRT and over: January 2017 – November 2019**



**Information on methodological issues:**

Division of Sectoral Statistics

Section of Transport Statistics

P. Tzortzi, F.Georgakopoulou

Tel : +30 213 135 2187 , +30 213 135 3090

Fax: +30 213 135 2757

E mail: p.tzortzi@statistics.gr

f.georgakopoulou@statistics.gr

Information for data provision:

Tel. +30 213 135 2022

E mail. data.dissem@statistics.gr

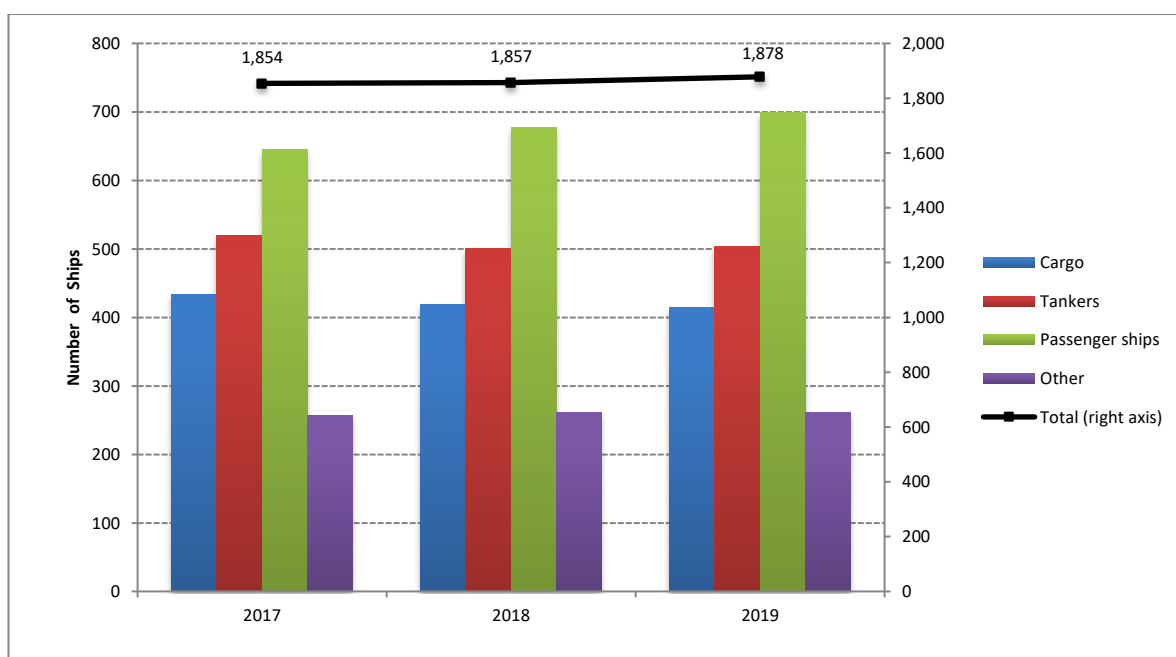
<sup>1</sup> GRT: Gross Tonnage

**Table 1. Number and tonnage of Greek Merchant ships of 100 GRT and over, by types of ships, November 2017 – 2019**

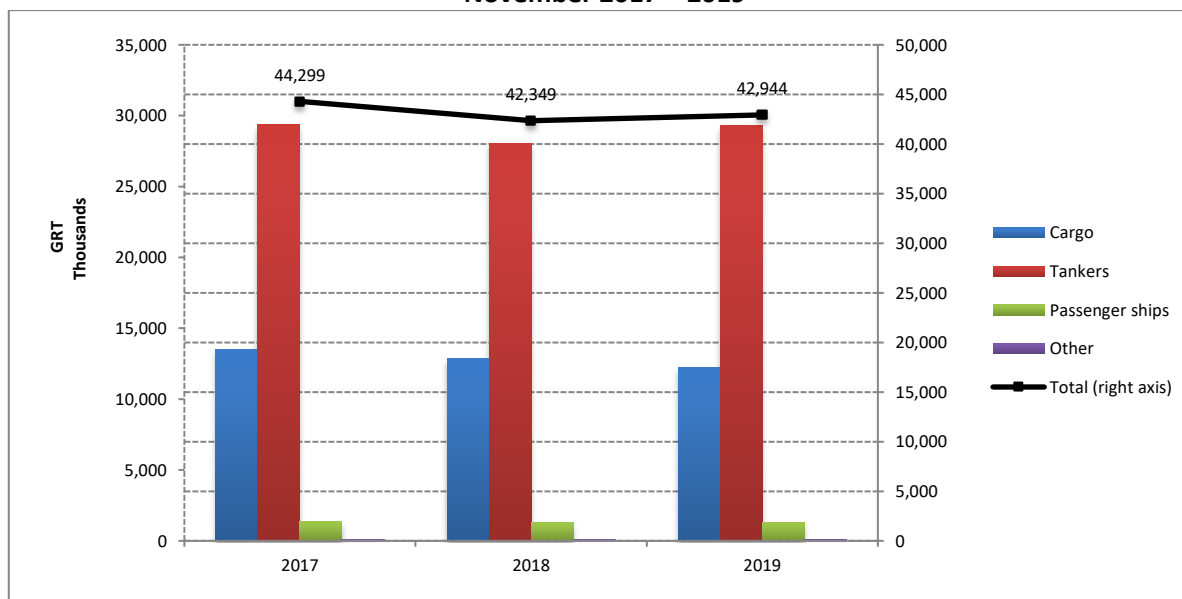
November										
	2017		2018		Change % 2018/2017		2019		Change % 2019/2018	
Types of ships	Number of Ships	Tonnage (GRT)	Number of Ships	Tonnage (GRT)	Number of Ships	Tonnage (GRT)	Number of Ships	Tonnage (GRT)	Number of Ships	Tonnage (GRT)
<b>Cargo</b>	433	13,489,205	419	12,878,513*	-3.2	-4.5	414	12,262,141	-1.2	-4.8
<b>Tankers</b>	519	29,367,706	500	28,072,477	-3.7	-4.4	504	29,274,408	0.8	4.3
<b>Passenger ships</b>	645	1,351,801	677	1,305,947	5.0	-3.4	699	1,317,855	3.2	0.9
<b>Other</b>	257	90,296	261*	92,330*	1.6	2.3	261	89,872	0.0	-2.7
<b>Total:</b>	<b>1,854</b>	<b>44,299,008</b>	<b>1,857*</b>	<b>42,349,267*</b>	<b>0.2</b>	<b>-4.4</b>	<b>1,878</b>	<b>42,944,276</b>	<b>1.1</b>	<b>1.4</b>

\*revised data

**Graph 2a: Number of Greek Merchant ships of 100 GRT and over, by types of ships, November 2017 – 2019**



**Graph 2b: Tonnage of Greek Merchant Ships of 100 GRT and over, by types of ships, November 2017 – 2019**

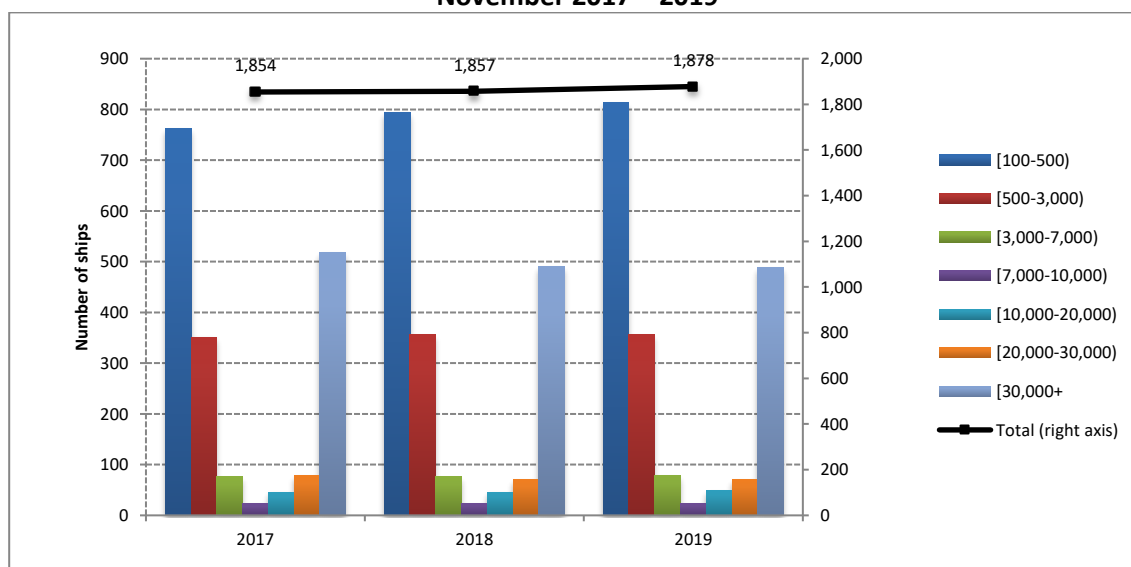


**Table 2. Distribution of the Greek Merchant ships of 100 GRT and over, by tonnage groups, November 2017 – 2019**

November										
	2017		2018		Change % 2018/2017		2019		Change % 2019/2018	
Tonnage Groups	Number of Ships	Tonnage (GRT)	Number of Ships	Tonnage (GRT)	Number of Ships	Tonnage (GRT)	Number of Ships	Tonnage (GRT)	Number of Ships	Tonnage (GRT)
[100-500)	762	193,326	794*	198,182*	4.2	2.5	813	201,241	2.4	1.5
[500-3,000)	351	432,236	356	439,388*	1.4	1.7	356	437,196	0.0	-0.5
[3,000-7,000)	76	336,339	76	339,215	0.0	0.9	78	347,885	2.6	2.6
[7,000-10,000)	23	194,342	24	204,176	4.3	5.1	24	204,176	0.0	0.0
[10,000-20,000)	46	680,067	46	674,985	0.0	-0.7	49	717,534	6.5	6.3
[20,000-30,000)	78	2,075,053	71	1,864,397	-9.0	-10.2	70	1,852,792	-1.4	-0.6
[30,000+)	518	40,387,645	490	38,628,924	-5.4	-4.4	488	39,183,452	-0.4	1.4
<b>Total:</b>	<b>1,854</b>	<b>44,299,008</b>	<b>1,857*</b>	<b>42,349,267*</b>	<b>0.2</b>	<b>-4.4</b>	<b>1,878</b>	<b>42,944,276</b>	<b>1.1</b>	<b>1.4</b>

\*revised data

**Graph 3: Distribution of Greek Merchant ships of 100 GRT and over, by tonnage groups, November 2017 – 2019**

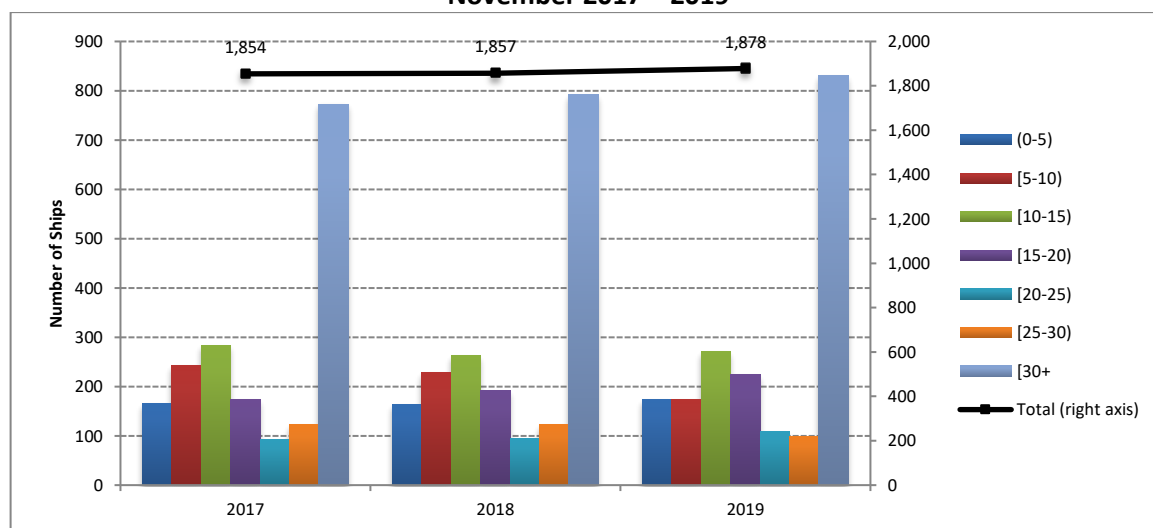


**Table 3. Distribution of Greek Merchant ships of 100 GRT and over, by age groups, November 2017 – 2019**

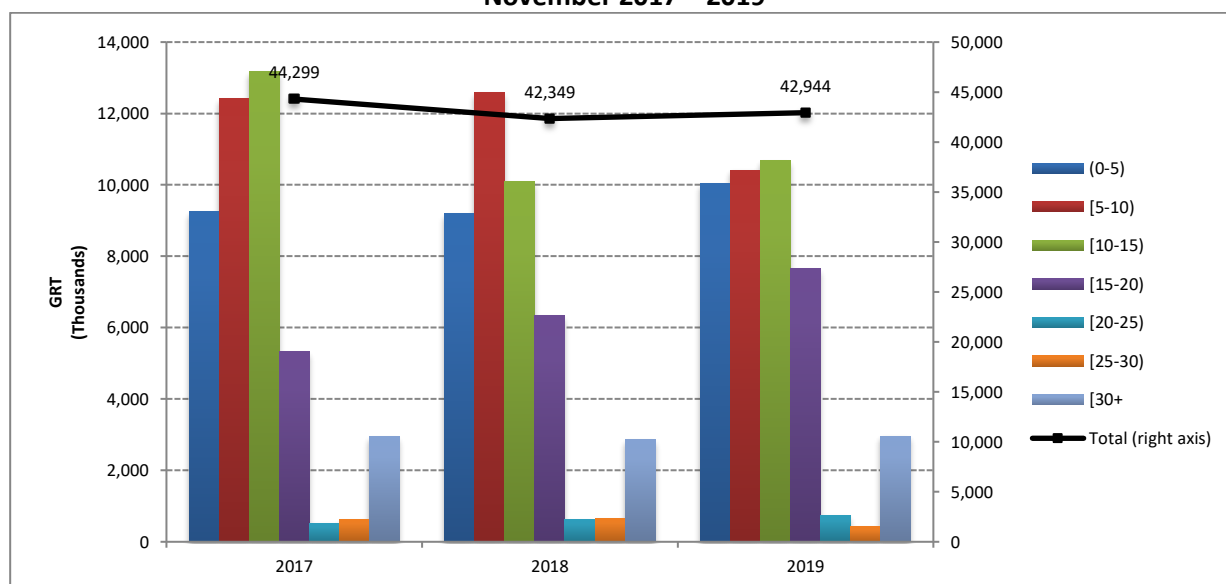
November										
	2017		2018		Change % 2018/2017		2019		Change % 2019/2018	
Age Groups	Number of Ships	Tonnage (GRT)	Number of Ships	Tonnage (GRT)	Number of Ships	Tonnage (GRT)	Number of Ships	Tonnage (GRT)	Number of Ships	Tonnage (GRT)
(0-5)	166	9,251,250	164*	9,189,022*	-1.2	-0.7	174	10,035,205	6.1	9.2
[5-10)	242	12,425,470	229	12,578,374	-5.4	1.2	173	10,415,598	-24.5	-17.2
[10-15)	284	13,180,571	263	10,095,381	-7.4	-23.4	271	10,690,669	3.0	5.9
[15-20)	174	5,334,346	192	6,333,650	10.3	18.7	224	7,666,652	16.7	21.0
[20-25)	93	525,931	94*	624,901*	1.1	18.8	108	744,996	14.9	19.2
[25-30)	122	635,719	122	659,525	0.0	3.7	98	428,413	-19.7	-35.0
[30+)	773	2,945,721	793*	2,868,414*	2.6	-2.6	830	2,962,743	4.7	3.3
<b>Total:</b>	<b>1,854</b>	<b>44,299,008</b>	<b>1,857*</b>	<b>42,349,267*</b>	<b>0.2</b>	<b>-4.4</b>	<b>1,878</b>	<b>42,944,276</b>	<b>1.1</b>	<b>1.4</b>

\*revised data

**Graph 4a: Distribution of Greek Merchant ships 100 GRT and over, by age groups, November 2017 – 2019**



**Graph 4b: Tonnage of Greek Merchant ships of 100 GRT and over, by age groups, November 2017 – 2019**



## METHODOLOGICAL NOTES

<b>Greek Merchant Fleet Survey</b>	The Survey on the Greek Merchant Fleet is conducted on a monthly basis since 1964 without any major methodological changes ever since. The purpose of the survey is to fully record statistical data on the number and basic characteristics of the Greek merchant ships, thus depicting the evolution over the course of time of the Greek merchant fleet.
<b>Legal Framework</b>	The survey is conducted in compliance with the joint Ministerial Decision (No 6792/G-81/11-4-97), signed by the Minister of National Economy and the Minister of Mercantile Marine.
<b>Reference Period</b>	The results of the survey refer to the end of November 2019.
<b>Coverage</b>	The survey covers all domestic Port Authorities, as well as Greek Consular Port Authorities abroad, which keep ship registers. These Authorities have to send a report on a monthly basis to the Hellenic Statistical Authority (ELSTAT), pertaining to the changes in the Greek merchant ships registered in their ship registers.
<b>Definitions</b>	<p><b>Merchant ship:</b> Seagoing self-propelled vessel, at least of 10 GRT, designed for the carriage of goods, transport of passengers, for fishing, towing or specially fitted out for other commercial maritime activities.</p> <p><b>Greek merchant fleet:</b> The total number of the merchant ships under Greek flag. The Greek flag carried by these ships means that all their maritime activities (subsidies for ship building, cargo limitations and other tax provisions) are governed by commercial and economic rules which are laid down by the respective Greek authorities.</p> <p><b>Gross Register Tonnage (GRT):</b> Refers to the spaces within the hull and of the enclosed spaces above the deck which are available for carrying goods, food, passengers and crew. GRT is equal to the volume of 100 cubic feet or 2.83 m<sup>3</sup>.</p> <p><b>Net Register Tonnage (NRT):</b> It is derived from the gross tonnage by deducting allowances in respect of spaces used for the crew, navigating and propelling machinery, fuel and water ballasts, and other spaces not used for passengers or cargo.</p> <p><b>Age of ship:</b> indicated by the year of original construction of the hull or that of the hull containing the engine room.</p>
<b>Methodology</b>	<p>It is an exhaustive survey conducted by all domestic Port Authorities and Greek Consular Port Authorities abroad, which report to ELSTAT, on a monthly basis, on changes in the ships pertaining to: a) new registrations of ships in the ship registers, b) change in the name of a ship, c) change of ownership, d) transfers to or from a different port, e) deletion of a ship from a ship's register, f) final measurement – remeasurement of ships, g) replacement of the ship's engine.</p> <p>All these data, after being dully processed, are used to update, through a specially designed software application, the Official Register of Greek Merchant Ships. This Register is used for the production of monthly and annual statistical results.</p>
<b>References</b>	Further information (tables, charts) concerning the Survey on the Greek Merchant Fleet can be found on the webpage of ELSTAT ( <a href="http://www.statistics.gr">www.statistics.gr</a> ), under the link: <a href="https://www.statistics.gr/el/statistics/-/publication/SMA27">https://www.statistics.gr/el/statistics/-/publication/SMA27</a>