



PRESS RELEASE

LIVESTOCK SURVEYS RESULTS (Cattle - Pigs - Sheep - Goats Surveys): YEAR 2017

The Hellenic Statistical Authority (ELSTAT) announces the results of the Livestock Surveys (Cattle, Pigs, Sheep and Goats) for the year 2017.

According to the livestock surveys results, the changes in the number of animals and the number of holdings which are observed for the period 2016-2017, are as follows.

The number of cattle increased by 0.3% in 2017 compared with 2016. Specifically, the number of cattle amounted to 555,672 animals in 2017 compared with 553,805 animals in 2016 (Table 1, Graph 1a).

The number of pigs did not change in 2017 compared with 2016. Specifically, the number of pigs amounted to 743,588 animals in 2017 compared with 743,228 animals in 2016 (Table 1, Graph 1a).

The number of sheep decreased by 1.7% in 2017 compared with 2016. Specifically, the number of sheep amounted to 8,592,619 animals in 2017 compared with 8,738,618 animals in 2016 (Table 1, Graph 1b).

The number of goats decreased by 3.1% in 2017 compared with 2016. Specifically, the number of goats amounted to 3,767,839 animals in 2017 compared with 3,887,902 animals in 2016 (Table 1, Graph 1b).

Accordingly, an increase of 0.1% is observed in the number of cattle-breeding holdings in 2017 compared with 2016. Specifically, the number of cattle-breeding holdings amounted to 15,183 holdings in 2017 compared with 15,168 holdings in 2016 (Table 1, Graph 2a).

Furthermore a decrease of 0.9% is observed in the number of pigs-breeding holdings in 2017 compared with 2016. Specifically, the number of pigs-breeding holdings amounted to 17,789 holdings in 2017 compared to 17,957 in 2016 (Table 1, Graph 2a).

A decrease of 0.5% is also observed in the number of sheep-breeding holdings in 2017 compared with 2016. Specifically, the number of sheep-breeding holdings amounted to 87,109 holdings in 2017 compared to 87,505 holdings in 2016 (Table 1, Graph 2b).

Information:

Primary Sector Statistics Division
Livestock and Crop Capital Statistics Section
Niki Gerassimopoulou
Tel : 213 135 2478
Fax : 213 135 2474
E-mail: n.gerasimopoulou@statistics.gr

Finally, a decrease of 0.4% is observed in the number of goats-breeding holdings in 2017 compared with 2016. Specifically, the number of goats-breeding holdings amounted to 67,551 holdings in 2017 compared with 67,820 holdings in 2016 (Table 1, Graph 2b).

According to the afore-mentioned livestock surveys results, the number of cattle per holding increased by 0.2% in 2017 compared with 2016. Specifically, the number of cattle per holding was 36.6 in 2017 compared with 36.5 in 2016 (Table 1).

The number of pigs per holding increased by 1.0% in 2017 compared with 2016. Specifically, the number of pigs per holding was 41.8 in 2017 compared with 41.4 in 2016 (Table 1).

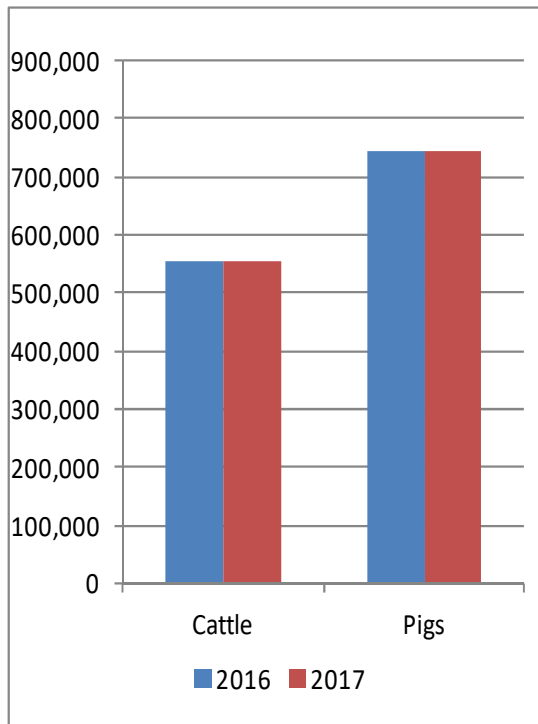
The number of sheep per holding decreased by 1.2% % in 2017 compared with 2016. Specifically, the number of sheep per holding was 98.6 in 2017 compared with 99.9 in 2016 (Table 1).

The number of goats per holding decreased by 2.7% in 2017 compared with 2016. Specifically, the number of goats per holding was 55.8 in 2017 compared with 57.3 in 2016 (Table 1).

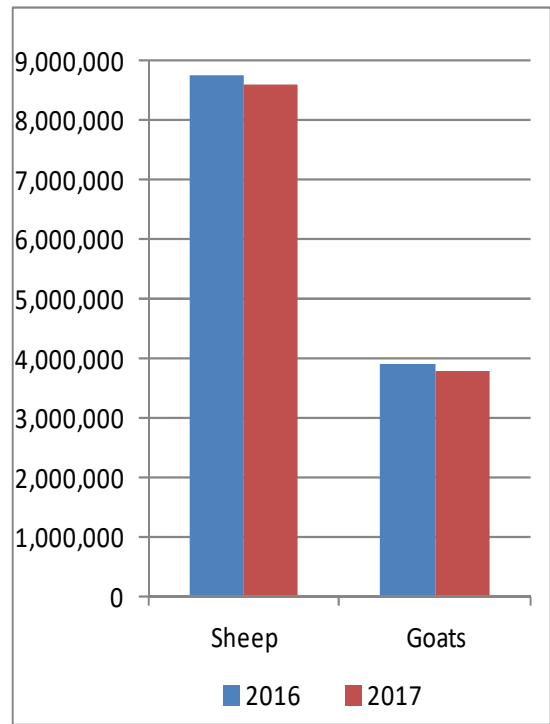
Table 1: Number of animals and holdings, 2016 - 2017

	2016	2017	Change (%) 2017/2016
<i>Number of Animals</i>			
Cattle	553,805	555,672	0.3
Pigs	743,228	743,588	0.0
Sheep	8,738,618	8,592,619	-1.7
Goats	3,887,902	3,767,839	-3.1
<i>Holdings</i>			
Cattle	15,168	15,183	0.1
Pigs	17,957	17,789	-0.9
Sheep	87,505	87,109	-0.5
Goats	67,820	67,551	-0.4
<i>Number of animals/holding</i>			
Cattle	36.5	36.6	0.2
Pigs	41.4	41.8	1.0
Sheep	99.9	98.6	-1.2
Goats	57.3	55.8	-2.7

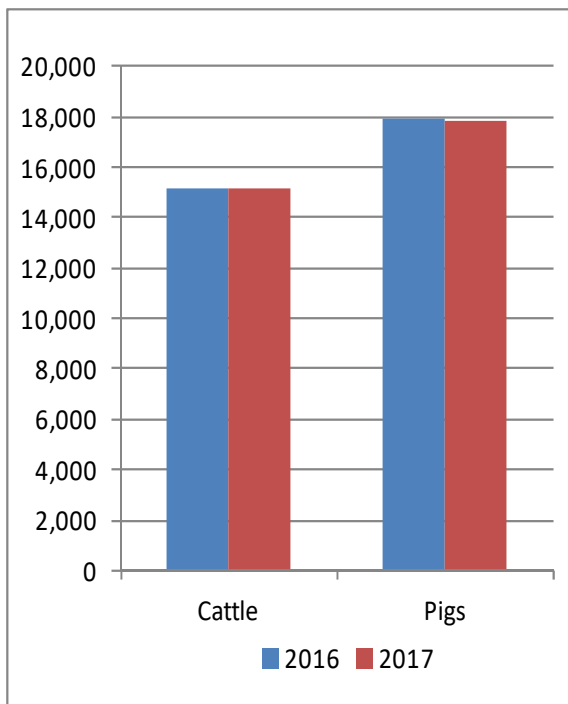
Graph 1a: Number of cattle - pigs, 2016-2017



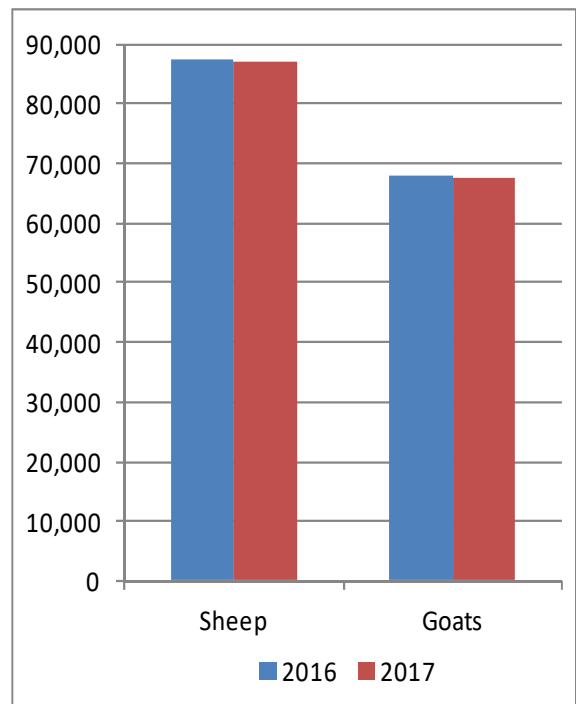
Graph 1b: Number of sheep - goats, 2016-2017



Graph 2a: Holdings with cattle - pigs, 2016-2017



Graph 2b: Holdings with sheep - goats, 2016-2017

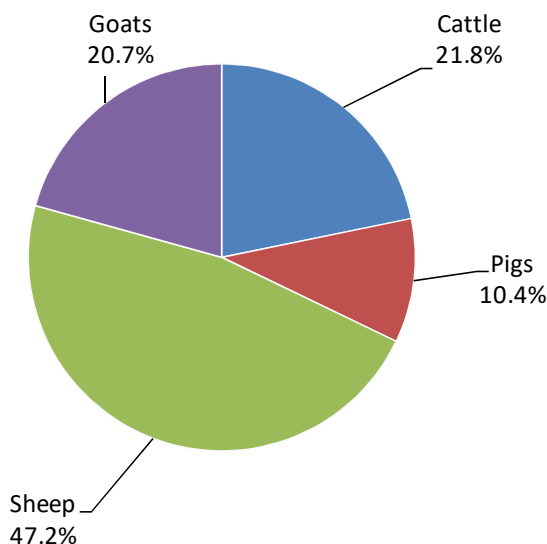


The total livestock (cattle, pigs, sheep and goats) expressed in livestock units (LSU)¹ decreased by 1.8% in 2017 compared with 2016. Specifically, the total LSU in 2017 was 1,821,490 broken down as follows: 396,683 LSU corresponding to cattle, 188,761 LSU to pigs, 859,262 LSU to sheep and 376,784 LSU to goats (Table 2, Graph 3).

Table 2: Livestock units, 2016 - 2017

	2016	(%)	2017	(%)	Change (%) 2017/2016
Cattle	399,790	21.6	396,683	21.8	-0.8
Pigs	192,540	10.4	188,761	10.4	-2.0
Sheep	873,862	47.1	859,262	47.2	-1.7
Goats	388,790	21.0	376,784	20.7	-3.1
Total	1,854,983	100.0	1,821,490	100.0	-1.8

Graph 3: Percentage distribution of livestock units by animal species (Cattle, Pigs, Sheep and Goats), 2017



¹ The livestock unit is a common unit of reference of the various classes of animals, in relation to their nutritional requirements. The amount of dietary energy needed for maintenance and production requirements (reproduction, growth, etc.) of any animal, is associated with this value. This unit is used, among other things, for the grouping of different species. The coefficients used to convert restocking animal units are as follows:

Cattle less than one year old	0.4
Cattle between 1 and 2 years old, males	0.7
Cattle between 1 and 2 years old, females	0.7
Cattle 2 years old and over, males	1.0
Cattle 2 years old and over, heifers	0.8
Cattle 2 years old and over, dairy	1.0
Cattle 2 years old and over, other cows	0.8
Sheep	0.1
Goats	0.1
Pigs with a live weigh of less than 20 kg (per 100 heads)	2.7
Breeding sows weighing 50 kg and over	0.5
Other pigs	0.3

METHODOLOGICAL NOTES

- Generally** The Hellenic Statistical Authority conducts special surveys on cattle, pigs, sheep and goats for the collection of detailed data on livestock production. These surveys are being carried out annually since 1982 without interruption.
- Purpose** The purpose of the surveys is to collect detailed statistical data on livestock production. These data are necessary for the development of the agricultural policy of the country, as well as the Common Agricultural Policy of the EU. In addition, the data also cover other national and international needs and obligations.
- Legal basis** The surveys are governed by National and European Legislation (Regulation (EC) No 1165/2008 of the European Parliament and of the Council concerning statistics on livestock and meat).
- Reference Period** The reference period is the 1st November of each year.
- Methodology Coverage** Sample surveys with the agricultural holding as the survey unit. The sampling method applied is the one-step stratified sampling. The holdings included in the survey are stratified as follows:
- By Region - NUTS 2
 - By size class of the holding. In each geographic area, the holdings are stratified according to their size, which is determined by the number of animals in the updated register of agricultural holdings as follows: L = 11 size classes for cattle, L = 12 size classes for pigs and L = 10 size classes for sheep and goats. The holdings belonging to the 10th, 11th and 12th size class are surveyed exhaustively. As regards the accuracy of the survey results, it should be noted that there are some minor sampling errors (less than 1% for Greece total) concerning the estimates of the number of animals. However, some coverage errors may also exist, concerning the number of holdings, which cannot be accurately measured by using only data from the sample.
- Data publication** The surveys results are available since 1998, annually, in electronic format.
- References** More information about the surveys results and the methodology followed can be found on the website of Hellenic Statistical Authority (www.statistics.gr) at the link "Statistics"> Agriculture, Livestock, Fishery > Livestock/Crops Surveys > Livestock Surveys.