



HELLENIC REPUBLIC
HELLENIC STATISTICAL AUTHORITY

Piraeus, 30 August 2022

PRESS RELEASE
DEMOGRAPHIC EVENTS OF ENTERPRISES
REGISTRATIONS AND BANKRUPTCIES
2nd QUARTER 2022

The Hellenic Statistical Authority (ELSTAT) with this Press Release announces data on business demography in Greece and specifically on Registrations and Bankruptcies, for the **2nd quarter 2022**.

Business demography statistics constitute, at European and international level, one of the most rapidly developing statistical domains and attract the interest of policy makers, institutional users and society, in general, as they are widely relevant through the information they provide.

In particular, the monitoring of registrations and bankruptcies on a quarterly basis provides up-to-date information on the evolution of business activity and subsequently of the economic climate.

More specifically, ELSTAT announces:

- Quarterly data on registrations, by section of economic activity of the Statistical Classification of Economic Activities (NACE Rev. 2), for the 1st and 2nd quarter 2021 and 2022.
- Quarterly data on registrations, by section of economic activity of the Statistical Classification of Economic Activities (NACE Rev. 2) and by Large Geographical Area (NUTS 1) / category of Legal Form of enterprise, for the 2nd quarter 2022.
- Graphical representation of registrations per week, for the period 1st quarter 2021 - 2nd quarter 2022.
- Quarterly data on bankruptcies, for the 2nd quarter 2021 and 2022.

Information on methodological issues:

Business Statistics Division
Registers and Big Enterprises Section
Head of Section: Adamantia Georgostathi
Tel.: +30 213 135 2043
E-mail: a.georgostathi@statistics.gr

Information on data provision:

Tel.: +30 213 135 2022, 2308, 2310
E-mail: data.dissem@statistics.gr

Change in the number of registrations and bankruptcies (Table 1)

- The number of registrations in all economic sections in the **2nd quarter 2022** amounted to 25,341, recording a decrease of 3.9% in comparison with the 2nd quarter 2021, when the respective number was 26,370 and a decrease of 7.2% in comparison with the 1st quarter 2022, when the respective number was 27,301.

Among the sections of economic activity with the largest contribution to the total turnover, according to the data of the Statistical Business Register for the reference year 2019, the biggest increase in the number of registrations in the **2nd quarter 2022** compared with the 2nd quarter 2021, was recorded in section “Transportation and Storage” (36.3%) and in section “Financial and Insurance Activities” (22.5%), while the respective biggest decrease was recorded in section “Electricity, Gas, Steam and Air Conditioning Supply” (15.2%) and in section “Wholesale and Retail Trade; Repair of Motor Vehicles and Motorcycles” (13.7%).

- For the **2nd quarter 2022** data on the number of bankruptcies are not disclosed for statistical confidentiality reasons regarding the protection of the identity of the enterprises. The number of bankruptcies in all economic sections in the 2nd quarter of 2021 amounted to 4.

Sections of Economic Activity by Large Geographical Area (NUTS 1) of Greece, 2nd quarter 2022 (Table 2)

The sections of economic activity with the biggest number of registrations by Large Geographical Area of Greece are:

- **Voreia Ellada:** “Agriculture, Forestry and Fishing”⁽¹⁾ with 1,081 registrations out of 6,311 in total.
- **Kentriki Ellada:** “Agriculture, Forestry and Fishing”⁽¹⁾, with 1,220 registrations out of 5,691 in total.
- **Attiki:** “Professional, Scientific and Technical Activities”, with 1,930 registrations out of 9,933 in total.
- **Nissia Aigaiou – Kriti:** “Accommodation and Food Service Activities”, with 663 registrations out of 3,406 in total.

Sections of Economic Activity by category of Legal Form of enterprise, 2nd quarter 2022 (Table 3)

The sections of economic activity with the biggest number of registrations by category of Legal Form of enterprise are:

- **Sole Proprietorships:** “Agriculture, Forestry and Fishing”⁽¹⁾, with 3,093 registrations out of 16,889 in total.
- **Partnerships:** “Accommodation and Food Service Activities”, with 648 registrations out of 2,804 in total.
- **Capital Enterprises:** “Real Estate Activities”, with 125 registrations out of 463 in total.
- **Other Legal Forms:** “Real Estate Activities”, with 1,002 registrations out of 5,185 in total.

⁽¹⁾ *Note: The data recorded for the economic activity section Agriculture, Forestry and Fishing include farmers subjected to the special regime (of VAT), i.e. farmers who are registered in the tax registry of farmers, having both received subsidies of value less than 5,000 euro during the previous tax year and conducted during the previous tax year, sales of agricultural products of own production, as well as provision of agricultural services of value less than 15,000 euro, to any person.*

Table 1: Number of registrations by Section of Economic Activity (NACE Rev. 2), 1st and 2nd quarter 2021, 2022

ECONOMIC ACTIVITY		STATISTICAL BUSINESS REGISTER (SBR) OF REFERENCE YEAR 2019		Registrations 2 nd quarter 2022/ Number of enterprises SBR 2019 (%)	REGISTRATIONS				Annual Rate of Change (%) 2022/2021		Quarterly Rate of Change (%) 2 nd quarter / 1 st quarter	
Code NACE Rev.2	Description	Number of enterprises	Turnover (in thousand €)		1 st quarter 2021	2 nd quarter 2021	1 st quarter 2022	2 nd quarter 2022	1 st quarter	2 nd quarter	2021	2022
Total		1,427,124	314,726,720	1.8	26,441	26,370	27,301	25,341	3.3	-3.9	-0.3	-7.2
A	Agriculture, Forestry and Fishing ⁽¹⁾ of which Farmers subjected to the special regime	536,763 366,359	8,001,298 1,186,945	0.6 0.7	5,495 3,607	5,599 4,551	4,132 3,427	3,178 2,737	-24.8 -5.0	-43.2 -39.9	1.9 26.2	-23.1 -20.1
B	Mining and Quarrying	604	843,872	*	8	*	*	*	*	*	*	*
C	Manufacturing	57,903	60,718,215	1.4	791	754	835	795	5.6	5.4	-4.7	-4.8
D	Electricity, Gas, Steam and Air Conditioning Supply	8,219	14,154,312	7.0	493	682	674	578	36.7	-15.2	38.3	-14.2
E	Water Supply, Sewerage, Waste Management and Remediation Activities	1,963	1,534,099	2.6	40	49	58	51	45.0	4.1	22.5	-12.1
F	Construction	61,913	10,716,424	2.6	2,199	1,851	1,782	1,638	-19.0	-11.5	-15.8	-8.1
G	Wholesale and Retail Trade; Repair of Motor Vehicles and Motorcycles	230,782	124,856,277	1.4	3,815	3,865	3,788	3,335	-0.7	-13.7	1.3	-12.0
H	Transportation and Storage	61,145	16,921,006	2.4	836	1,077	1,394	1,468	66.7	36.3	28.8	5.3
I	Accommodation and Food Service Activities	110,330	14,167,393	2.8	1,626	2,514	2,734	3,065	68.1	21.9	54.6	12.1
J	Information and Communication	17,097	11,003,283	6.1	1,115	960	1,126	1,042	1.0	8.5	-13.9	-7.5
K	Financial and Insurance Activities	17,032	17,907,371	2.8	379	387	571	474	50.7	22.5	2.1	-17.0
L	Real Estate Activities	10,773	2,511,613	13.6	1,613	938	1,347	1,467	-16.5	56.4	-41.8	8.9
M	Professional, Scientific and Technical Activities	138,661	10,150,009	2.6	4,195	3,642	4,267	3,614	1.7	-0.8	-13.2	-15.3
N	Administrative and Support Service Activities	21,779	7,590,905	5.2	720	868	1,041	1,126	44.6	29.7	20.6	8.2
O	Public Administration and Defense; Compulsory Social Security	1,088	437,299	*	28	*	*	*	*	*	*	*
P	Education	21,695	1,160,173	2.2	472	451	528	470	11.9	4.2	-4.4	-11.0
Q	Human Health and Social Work Activities	58,515	4,271,080	2.0	1,243	1,036	1,306	1,183	5.1	14.2	-16.7	-9.4
R	Arts, Entertainment and Recreation	21,343	6,310,856	3.2	476	571	533	683	12.0	19.6	20.0	28.1
S	Other Service Activities	40,411	1,380,291	2.3	643	833	959	924	49.1	10.9	29.5	-3.6
W	Unknown Activity	9,108	90,944	2.0	254	255	181	185	-28.7	-27.5	0.4	2.2

* The data are not disclosed due to statistical confidentiality regarding the protection of the identity of the reporting enterprises.

⁽¹⁾ Note of page 2

Table 2: Number of Registrations by Section of Economic Activity (NACE Rev.2) and Large Geographical Area (NUTS 1 Region), 2nd quarter 2022

ECONOMIC ACTIVITY		Total	LARGE GEOGRAPHICAL AREA			
Code NACE Rev.2	Description		Voreia Ellada	Kentriki Ellada	Attiki	Nissia Aigaiou - Kriti
Total		25,341	6,311	5,691	9,933	3,406
A	Agriculture, Forestry and Fishing ⁽¹⁾	3,178	1,081	1,220	271	606
	of which Farmers subjected to the special regime	2,737	930	1,030	238	539
B	Mining and Quarrying	*	*	*	-	-
C	Manufacturing	795	235	188	285	87
D	Electricity, Gas, Steam and Air Conditioning Supply	578	227	161	165	25
E	Water Supply, Sewerage, Waste Management and Remediation Activities	51	14	13	10	14
F	Construction	1,638	386	388	594	270
G	Wholesale and Retail Trade; Repair of Motor Vehicles and Motorcycles	3,335	928	747	1,271	389
H	Transportation and Storage	1,468	251	284	767	166
I	Accommodation and Food Service Activities	3,065	815	854	733	663
J	Information and Communication	1,042	223	131	633	55
K	Financial and Insurance Activities	474	71	59	321	23
L	Real Estate Activities	1,467	264	243	817	143
M	Professional, Scientific and Technical Activities	3,614	780	581	1,930	323
N	Administrative and Support Service Activities	1,126	226	232	428	240
O	Public Administration and Defense; Compulsory Social Security	*	*	*	42	3
P	Education	470	120	79	227	44
Q	Human Health and Social Work Activities	1,183	313	194	566	110
R	Arts, Entertainment and Recreation	683	113	123	361	86
S	Other Service Activities	924	237	172	367	148
W	Unknown Activity	185	18	11	145	11

* The data are not disclosed due to statistical confidentiality regarding the protection of the identity of the reporting enterprises.

«-» There are no registrations.

⁽¹⁾ Note of page 2.

Table 3: Number of Registrations by Section of Economic Activity (NACE Rev.2) and category of Legal Form, 2nd quarter 2022

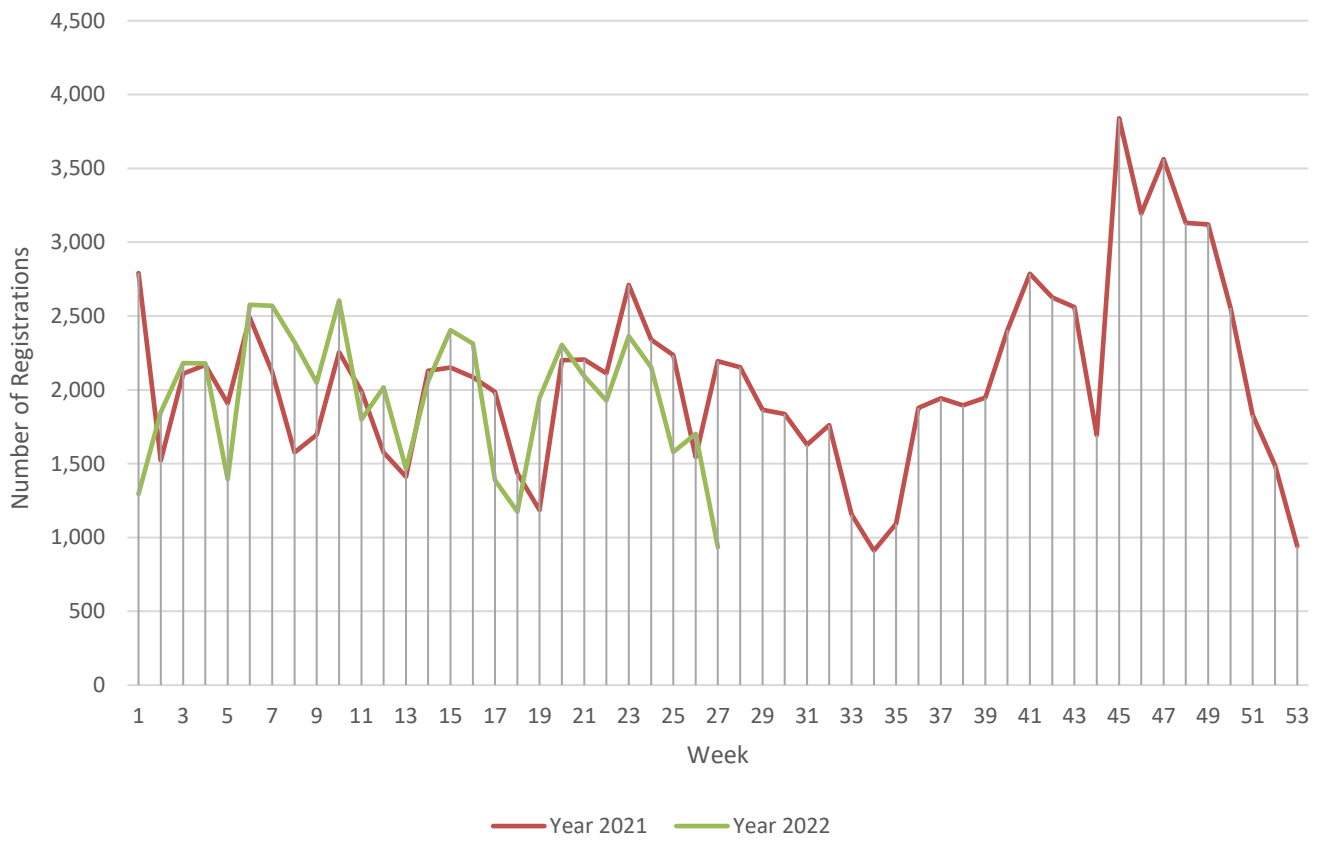
ECONOMIC ACTIVITY		Total	LEGAL FORM CATEGORY			
Code NACE Rev.2	Description		Sole Proprietorship	Partnerships (General partnerships, Limited partnerships)	Capital Enterprises (Limited Liability Company, Société Anonyme (S.A.))	Other Legal Forms (Private Capital Companies (IKE), Joint ventures etc)
Total		25,341	16,889	2,804	463	5,185
A	Agriculture, Forestry and Fishing ⁽¹⁾ of which Farmers subjected to the special	3,178 2,737	3,093 2,737	24 -	5 -	56 -
B	Mining and Quarrying	*	-	*	-	*
C	Manufacturing	795	517	102	18	158
D	Electricity, Gas, Steam and Air Conditioning Supply	578	36	30	24	488
E	Water Supply, Sewerage, Waste Management and Remediation Activities	51	25	*	*	19
F	Construction	1,638	991	249	26	372
G	Wholesale and Retail Trade; Repair of Motor Vehicles and Motorcycles	3,335	2,049	580	56	650
H	Transportation and Storage	1,468	1,121	106	8	233
I	Accommodation and Food Service Activities	3,065	1,870	648	43	504
J	Information and Communication	1,042	641	175	30	196
K	Financial and Insurance Activities	474	198	29	40	207
L	Real Estate Activities	1,467	217	123	125	1,002
M	Professional, Scientific and Technical Activities	3,614	2,845	288	57	424
N	Administrative and Support Service Activities	1,126	765	117	13	231
O	Public Administration and Defense; Compulsory Social Security	*	*	*	*	*
P	Education	470	375	*	*	49
Q	Human Health and Social Work Activities	1,183	946	127	7	103
R	Arts, Entertainment and Recreation	683	495	67	3	118
S	Other Service Activities	924	659	*	*	178
W	Unknown Activity	185	*	-	-	*

* The data are not disclosed due to statistical confidentiality regarding the protection of the identity of the reporting enterprises.

«-» There are no registrations.

⁽¹⁾ Note of page 2.

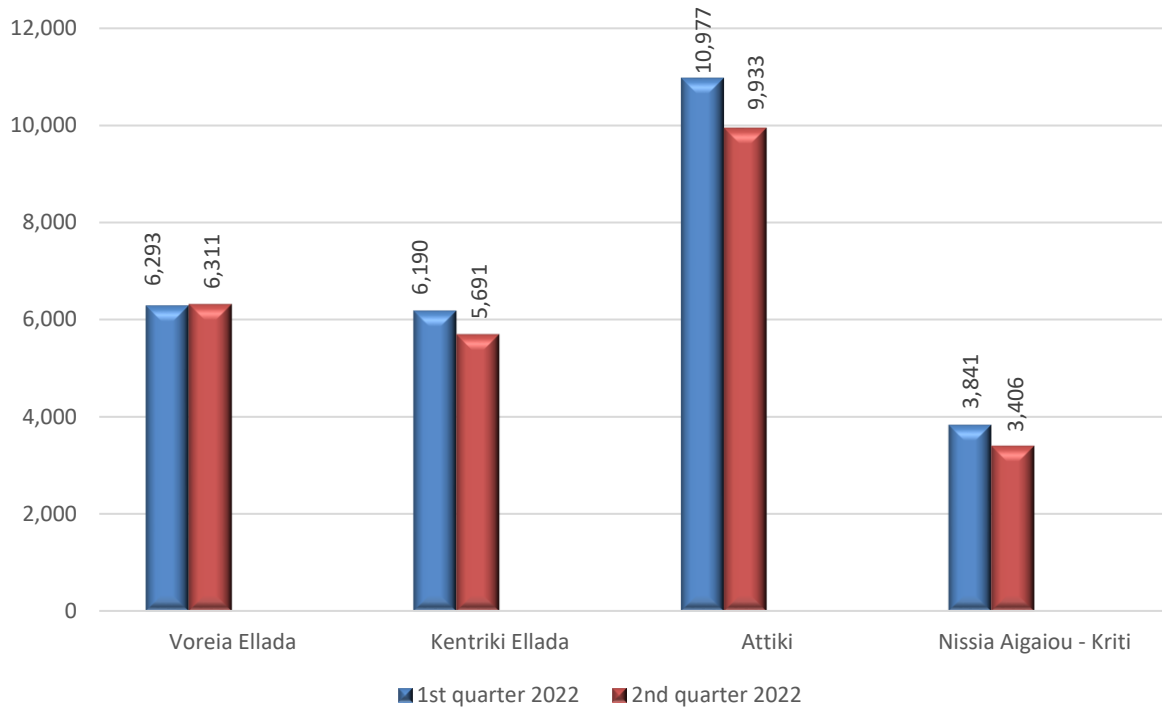
Graph 1. Number of Registrations per week, 1st, 2nd, 3rd and 4th quarter 2021 and 1st and 2nd quarter 2022



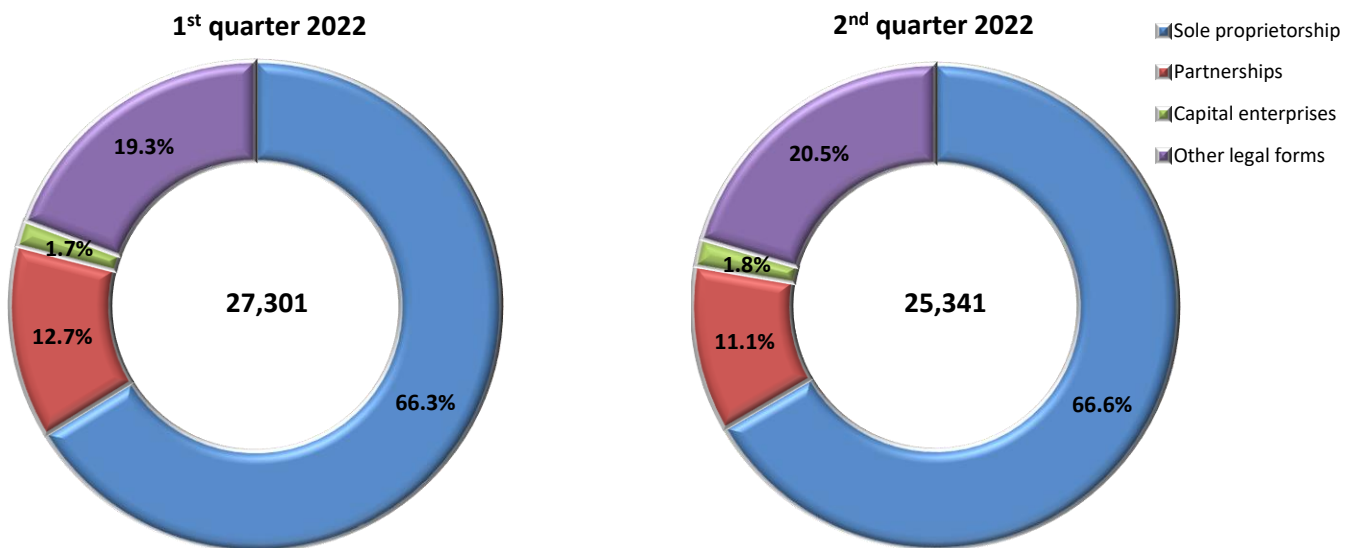
Note:

Information for the determination of the week is available under section "[Methodological Notes](#)", p. 9.

Graph 2. Percentage distribution (%) of Registrations by Large Geographical Area (NUTS 1), 1st and 2nd quarter 2022



Graph 3. Percentage distribution (%) of Registrations by category of Legal Form of enterprise, 1st and 2nd quarter 2022



METHODOLOGICAL NOTES

General Information The compilation of the statistical data is made in accordance with the new European Regulation on Business Statistics, which entered into force on the 1st of January 2021 ([Regulation \(EU\) 2019/2152 of the European Parliament and of the Council of 27th November 2019](#)) and is among the key changes introduced by this Regulation for new and high-frequency official business statistics at European level.

The statistical data presented in this Press Release refer to business demography and more specifically to the registrations and bankruptcies of enterprises, which are defined as follows:

Registrations: The number of entered legal units in the registration register at any time during the reference quarter, according to the respective administrative or legal procedure.

Bankruptcies: The number of legal units that have started the procedure of being declared bankrupt, by issuing a court declaration, at any time during the reference quarter (which is often provisional and does not always mean cessation of an activity).

Purpose The purpose of the short-term business statistics, is to provide up-to-date and high frequency information on the evolution of business activity and, subsequently, of the economic climate - expectations.

Legal framework Short-term business statistics are compiled in accordance with [Regulation \(EU\) 2019/2152 of the European Parliament and of the Council of 27th November 2019](#), on European business statistics and [Commission Implementing Regulation \(EU\) 2020/1197 of 30th July 2020](#), laying down technical specifications and arrangements pursuant to Regulation (EU) 2019/2152.

Compilation methodology The statistical data have been compiled after processing quarterly data from administrative registers of enterprises, Specifically, information has been used for the date of registration in the register of legal units (Tax Identification Number - TIN), economic activity, geographical code, legal form and business status of the enterprise.

Statistical classifications As regards the economic activities, the European statistical classification of economic activities [NACE Rev.2](#) is used. As regards the geographical representation, the European Nomenclature of territorial units for statistics, NUTS, is used.

Map of the 4 Large Geographical Areas (NUTS 1 Regions) of Greece



Definition of weeks The weeks for the 1st, 2nd, 3rd and 4th quarter 2021 and 1st and 2nd quarter 2022 are defined as follows:

WEEK	2021	2022
1 st	01/01/2021 - 03/01/2021	01/01/2022 - 02/01/2022
2 nd	04/01/2021 - 10/01/2021	03/01/2022 - 09/01/2022
3 rd	11/01/2021 - 17/01/2021	10/01/2022 - 16/01/2022
4 th	18/01/2021 - 24/01/2021	17/01/2022 - 23/01/2022
5 th	25/01/2021 - 31/01/2021	24/01/2022 - 30/01/2022
6 th	01/02/2021 - 07/02/2021	31/01/2022 - 06/02/2022
7 th	08/02/2021 - 14/02/2021	07/02/2022 - 13/02/2022
8 th	15/02/2021 - 21/02/2021	14/02/2022 - 20/02/2022
9 th	22/02/2021 - 28/02/2021	21/02/2022 - 27/02/2022
10 th	01/03/2021 - 07/03/2021	28/02/2022 - 06/03/2022
11 th	08/03/2021 - 14/03/2021	07/03/2022 - 13/03/2022
12 th	15/03/2021 - 21/03/2021	14/03/2022 - 20/03/2022
13 th	22/03/2021 - 28/03/2021	21/03/2022 - 27/03/2022
14 th	29/03/2021 - 04/04/2021	28/03/2022 - 03/04/2022
15 th	05/04/2021 - 11/04/2021	04/04/2022 - 10/04/2022
16 th	12/04/2021 - 18/04/2021	11/04/2022 - 17/04/2022
17 th	19/04/2021 - 25/04/2021	18/04/2022 - 24/04/2022
18 th	26/04/2021 - 02/05/2021	25/04/2022 - 01/05/2022
19 th	03/05/2021 - 09/05/2021	02/05/2022 - 08/05/2022
20 th	10/05/2021 - 16/05/2021	09/05/2022 - 15/05/2022
21 st	17/05/2021 - 23/05/2021	16/05/2022 - 22/05/2022
22 nd	24/05/2021 - 30/05/2021	23/05/2022 - 29/05/2022
23 rd	31/05/2021 - 06/06/2021	30/05/2022 - 05/06/2022
24 th	07/06/2021 - 13/06/2021	06/06/2022 - 12/06/2022
25 th	14/06/2021 - 20/06/2021	13/06/2022 - 19/06/2022
26 th	21/06/2021 - 27/06/2021	20/06/2022 - 26/06/2022
27 th	28/06/2021 - 04/07/2021	27/06/2022 - 30/06/2022
28 th	05/07/2021 - 11/07/2021	
29 th	12/07/2021 - 18/07/2021	
30 th	19/07/2021 - 25/07/2021	
31 st	26/07/2021 - 01/08/2021	
32 nd	02/08/2021 - 08/08/2021	
33 rd	09/08/2021 - 15/08/2021	
34 th	16/08/2021 - 22/08/2021	
35 th	23/08/2021 - 29/08/2021	
36 th	30/08/2021 - 05/09/2021	
37 th	06/09/2021 - 12/09/2021	
38 th	13/09/2021 - 19/09/2021	
39 th	20/09/2021 - 26/09/2021	
40 th	27/09/2021 - 03/10/2021	
41 st	04/10/2021 - 10/10/2021	
42 nd	11/10/2021 - 17/10/2021	
43 rd	18/10/2021 - 24/10/2021	
44 th	25/10/2021 - 31/10/2021	
45 th	01/11/2021 - 07/11/2021	
46 th	08/11/2021 - 14/11/2021	
47 th	15/11/2021 - 21/11/2021	
48 th	22/11/2021 - 28/11/2021	
49 th	29/11/2021 - 05/12/2021	
50 th	06/12/2021 - 12/12/2021	
51 st	13/12/2021 - 19/12/2021	
52 nd	20/12/2021 - 26/12/2021	
53 rd	27/12/2021 - 31/12/2021	

Reference period 2nd quarter 2022

Statistical unit The statistical unit is the legal unit (distinct Tax Identification Numbers - TINs).

References Analytical tables are available on ELSTAT's website (www.statistics.gr), at the following link:
<https://www.statistics.gr/en/statistics/-/publication/SBR05/-> .