



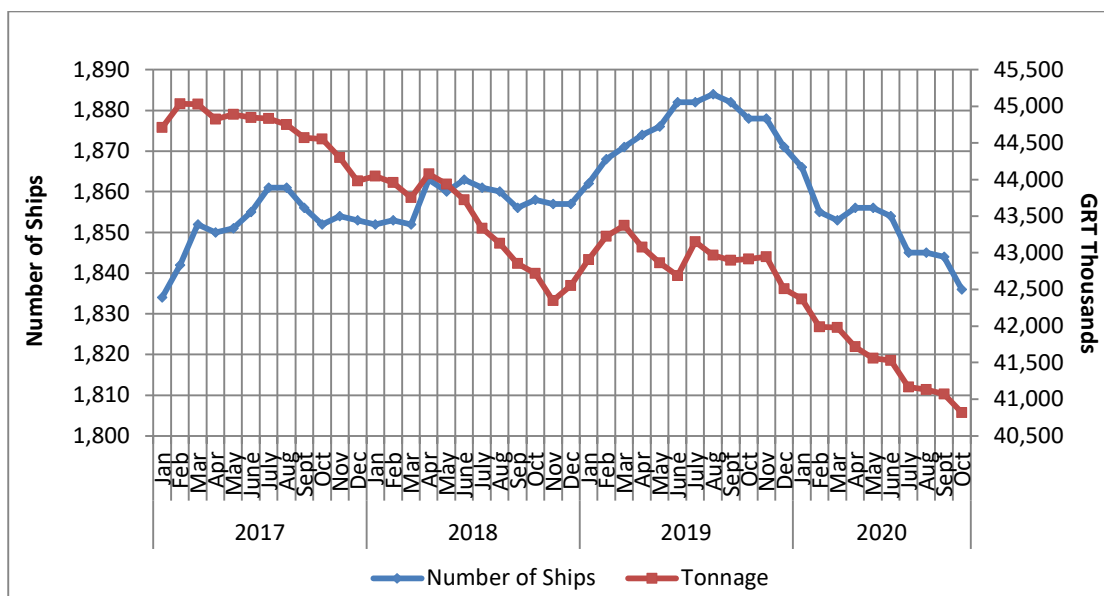
PRESS RELEASE

GREEK MERCHANT FLEET: October 2020 (Provisional data)

The Hellenic Statistical Authority (ELSTAT) announces data on the Greek Merchant Fleet (for vessels of 100 GRT¹) for October 2020. Particularly:

- The Greek Merchant Fleet decreased by 2.2% in October 2020 compared with October 2019, while an increase of 1.1% was recorded in October 2019 compared with October 2018 (Table 1).
- The gross tonnage of the Greek Merchant Fleet, for vessels of 100 GRT and over, recorded a decrease of 4.9% in October 2020 compared with October 2019. An increase of 0.5% was recorded in October 2019 compared with October 2018 (Table 1).

Graph 1: Greek Merchant ships of 100 GRT and over: January 2017 – October 2020



Information on methodological issues:

Division of Sectoral Statistics
Section of Transport Statistics
P. Tzortzi, F. Georgakopoulou
Tel : +30 213 135 2187, +30 213 135 3090
Fax: +30 213 135 2757
E mail: p.tzortzi@statistics.gr
f.georgakopoulou@statistics.gr

Information for data provision:

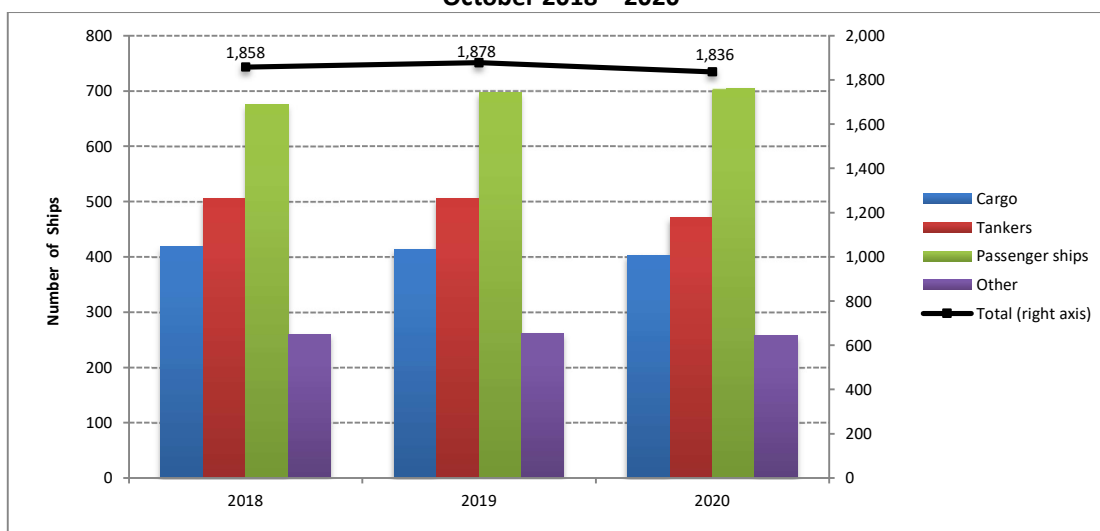
Tel. +30 213 135 2022
E mail: data.dissem@statistics.gr

¹ GRT: Gross Tonnage

Table 1. Number and tonnage of Greek Merchant ships of 100 GRT and over, by types of ships, October 2018 – 2020

October										
	2018		2019		Change % 2019/2018		2020		Change % 2020/2019	
Types of ships	Number of Ships	Tonnage (GRT)	Number of Ships	Tonnage (GRT)	Number of Ships	Tonnage (GRT)	Number of Ships	Tonnage (GRT)	Number of Ships	Tonnage (GRT)
Cargo	418	12,799,576	414	12,260,913	-1.0	-4.2	403	11,926,883	-2.7	-2.7
Tankers	505	28,508,794	506	29,231,652	0.2	2.5	471	27,512,736	-6.9	-5.9
Passenger ships	675	1,317,234	697	1,330,696	3.3	1.0	705	1,281,852	1.1	-3.7
Other	260	92,125	261	89,872	0.4	-2.4	257	94,059	-1.5	4.7
Total:	1,858	42,717,729	1,878	42,913,133	1.1	0.5	1,836	40,815,530	-2.2	-4.9

Graph 2a: Number of Greek Merchant ships of 100 GRT and over, by types of ships, October 2018 – 2020



Graph 2b: Tonnage of Greek Merchant Ships of 100 GRT and over, by types of ships, October 2018 – 2020

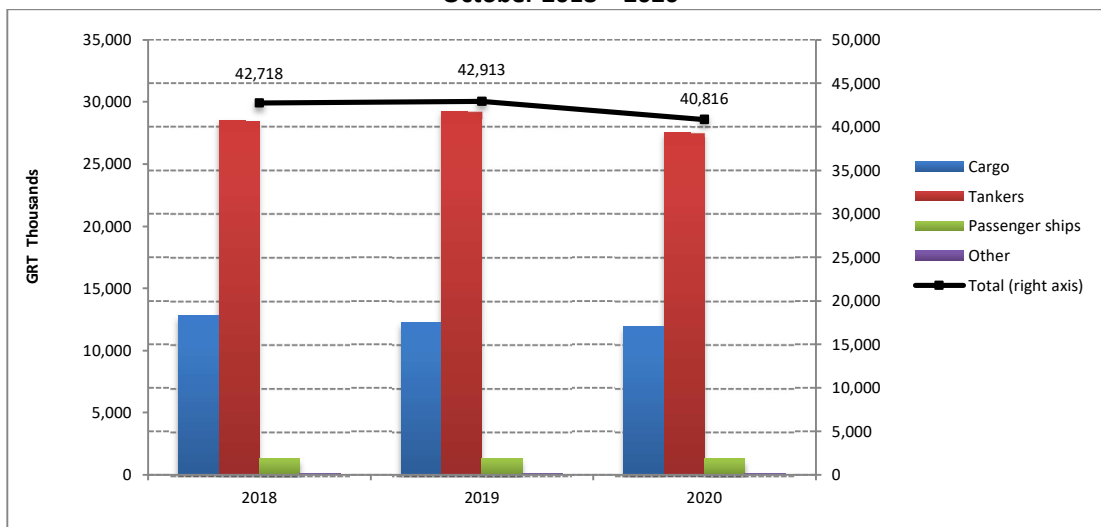


Table 2. Distribution of the Greek Merchant ships of 100 GRT and over, by tonnage groups, October 2018 – 2020

October										
	2018		2019		Change % 2019/2018		2020		Change % 2020/2019	
Tonnage Groups	Number of Ships	Tonnage (GRT)	Number of Ships	Tonnage (GRT)	Number of Ships	Tonnage (GRT)	Number of Ships	Tonnage (GRT)	Number of Ships	Tonnage (GRT)
[100-500)	792	197,831	812	200,863	2.5	1.5	814	201,760	0.2	0.4
[500-3,000)	356	439,513	356	437,144	0.0	-0.5	353	438,149	-0.8	0.2
[3,000-7,000)	76	339,215	78	347,885	2.6	2.6	75	335,171	-3.8	-3.7
[7,000-10,000)	24	204,176	24	204,176	0.0	0.0	24	204,176	0.0	0.0
[10,000-20,000)	46	674,985	48	701,143	4.3	3.9	48	701,143	0.0	0.0
[20,000-30,000)	70	1,840,393	71	1,882,650	1.4	2.3	66	1,734,262	-7.0	-7.9
[30,000+	494	39,021,616	489	39,139,272	-1.0	0.3	456	37,200,869	-6.7	-5.0
Total:	1,858	42,717,729	1,878	42,913,133	1.1	0.5	1,836	40,815,530	-2.2	-4.9

Graph 3: Distribution of Greek Merchant ships of 100 GRT and over, by tonnage groups, October 2018 – 2020

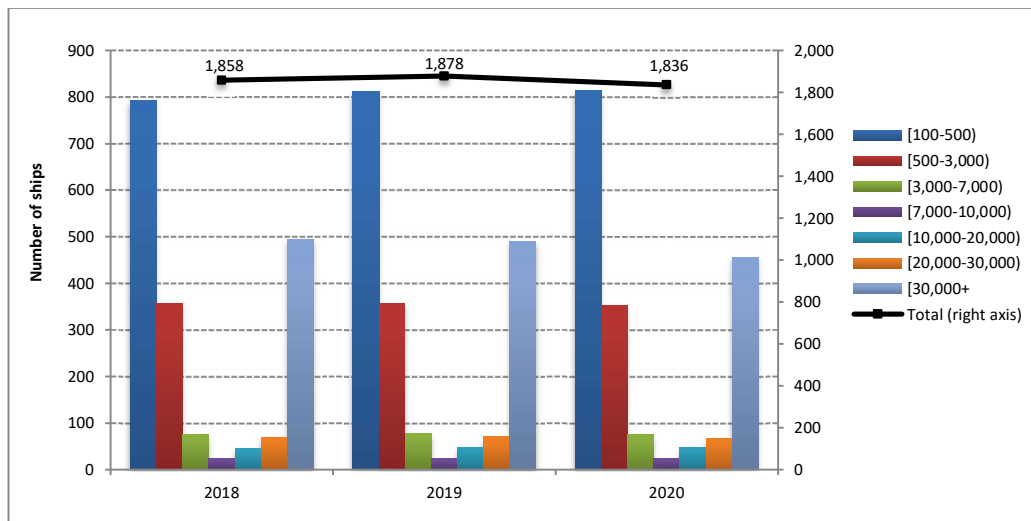
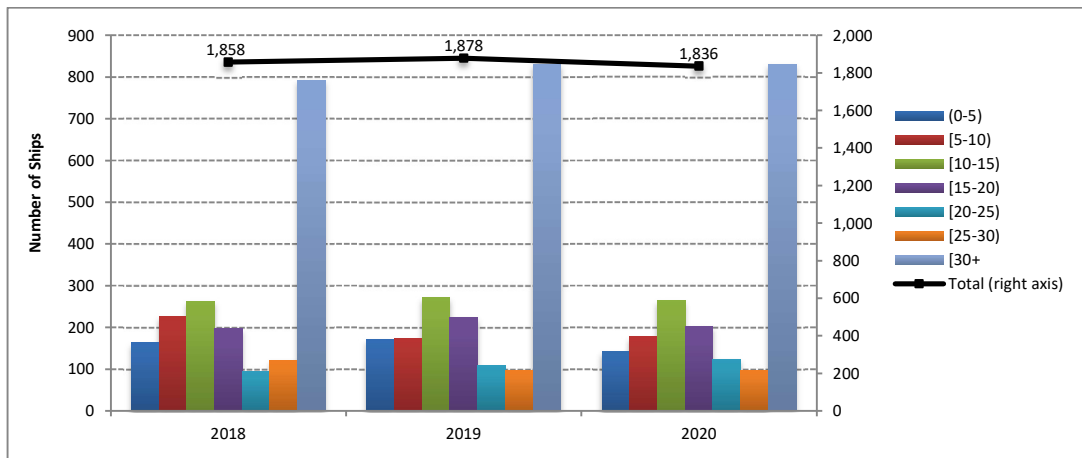


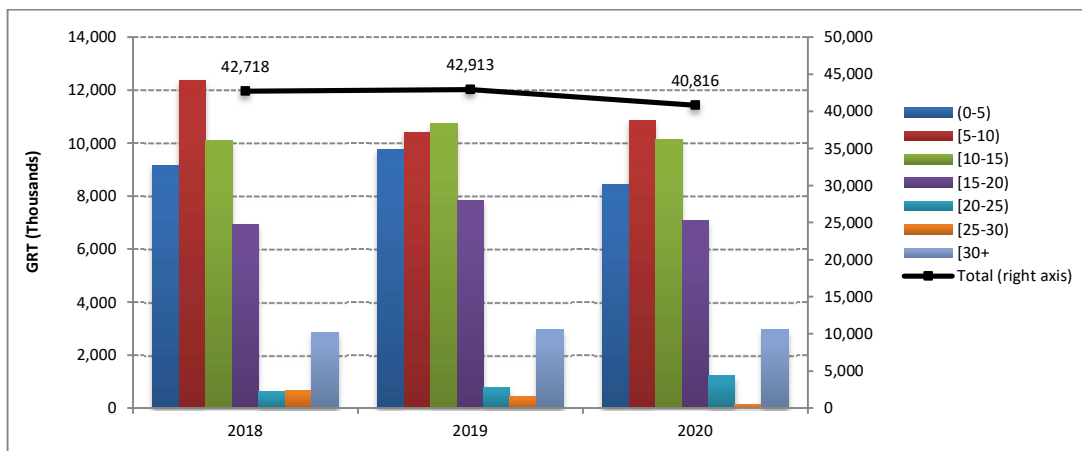
Table 3. Distribution of Greek Merchant ships of 100 GRT and over, by age groups, October 2018 – 2020

October										
	2018		2019		Change % 2019/2018		2020		Change % 2020/2019	
Age Groups	Number of Ships	Tonnage (GRT)	Number of Ships	Tonnage (GRT)	Number of Ships	Tonnage (GRT)	Number of Ships	Tonnage (GRT)	Number of Ships	Tonnage (GRT)
(0-5)	163	9,153,190	172	9,764,908	5.5	6.7	142	8,445,069	-17.4	-13.5
[5-10)	227	12,372,694	173	10,415,372	-23.8	-15.8	177	10,831,184	2.3	4.0
[10-15)	263	10,095,417	272	10,720,036	3.4	6.2	264	10,136,608	-2.9	-5.4
[15-20)	197	6,943,547	225	7,837,760	14.2	12.9	203	7,078,478	-9.8	-9.7
[20-25)	94	624,901	108	783,999	14.9	25.5	124	1,240,283	14.8	58.2
[25-30)	122	659,525	97	428,119	-20.5	-35.1	97	121,328	0.0	-71.7
[30+	792	2,868,455	831	2,962,939	4.9	3.3	829	2,962,580	-0.2	0.0
Total:	1,858	42,717,729	1,878	42,913,133	1.1	0.5	1,836	40,815,530	-2.2	-4.9

Graph 4a: Distribution of Greek Merchant ships 100 GRT and over, by age groups, October 2018 – 2020



Graph 4b: Tonnage of Greek Merchant ships of 100 GRT and over, by age groups, October 2018 – 2020



METHODOLOGICAL NOTES

Greek Merchant Fleet Survey	The Survey on the Greek Merchant Fleet is conducted on a monthly basis since 1964 without any major methodological changes ever since. The purpose of the survey is to fully record statistical data on the number and basic characteristics of the Greek merchant ships, thus depicting the evolution over the course of time of the Greek merchant fleet.
Legal Framework	The survey is conducted in compliance with the joint Ministerial Decision (No 6792/G-81/11-4-97), signed by the Minister of National Economy and the Minister of Mercantile Marine.
Reference Period	The results of the survey refer to the end of October 2020.
Coverage	The survey covers all domestic Port Authorities, as well as Greek Consular Port Authorities abroad, which keep ship registers. These Authorities have to send a report on a monthly basis to the Hellenic Statistical Authority (ELSTAT), pertaining to the changes in the Greek merchant ships registered in their ship registers.
Definitions	<p>Merchant ship: Seagoing self-propelled vessel, at least of 10 GRT, designed for the carriage of goods, transport of passengers, for fishing, towing or specially fitted out for other commercial maritime activities.</p> <p>Greek merchant fleet: The total number of the merchant ships under Greek flag. The Greek flag carried by these ships means that all their maritime activities (subsidies for ship building, cargo limitations and other tax provisions) are governed by commercial and economic rules which are laid down by the respective Greek authorities.</p> <p>Gross Register Tonnage (GRT): Refers to the spaces within the hull and of the enclosed spaces above the deck which are available for carrying goods, food, passengers and crew. GRT is equal to the volume of 100 cubic feet or 2.83 m³.</p> <p>Net Register Tonnage (NRT): It is derived from the gross tonnage by deducting allowances in respect of spaces used for the crew, navigating and propelling machinery, fuel and water ballasts, and other spaces not used for passengers or cargo.</p> <p>Age of ship: indicated by the year of original construction of the hull or that of the hull containing the engine room.</p>
Methodology	<p>It is an exhaustive survey conducted by all domestic Port Authorities and Greek Consular Port Authorities abroad, which report to ELSTAT, on a monthly basis, on changes in the ships pertaining to: a) new registrations of ships in the ship registers, b) change in the name of a ship, c) change of ownership, d) transfers to or from a different port, e) deletion of a ship from a ship's register, f) final measurement – remeasurement of ships, g) replacement of the ship's engine.</p> <p>All these data, after being dully processed, are used to update, through a specially designed software application, the Official Register of Greek Merchant Ships. This Register is used for the production of monthly and annual statistical results.</p>
References	Further information (tables, charts) concerning the Survey on the Greek Merchant Fleet can be found on the webpage of ELSTAT (www.statistics.gr), under the link: https://www.statistics.gr/el/statistics/-/publication/SMA27