



## **PRESS RELEASE**

### **ISSUING OF MOTOR VEHICLE LICENSES: MAY 2020**

The Hellenic Statistical Authority announces that in May 2020, 11,723 road motor cars (both new and used from abroad) were put into circulation for the first time, recording a 49.1% decrease compared with the corresponding month of 2019 when the number of road motor cars was 23,010. In May 2019, a 15.2% increase had been observed in comparison with the corresponding month of 2018 (Table 1, Graphs 1,2,3,5). A total number of 4,961 new cars were put into circulation in May 2020 compared with 14,634 in May 2019, recording a 66.1% decrease.

The new motorcycles over 50cc (both new and used from abroad) that were put into circulation for the first time in May 2020 amounted to 4,045, against 5,239 in 2019, thus recording a 22.8% decrease. In May 2019, an 8.5% increase had been observed in comparison with the corresponding month of 2018 (Table 1, Graph 4). Out of the above motorcycles 3,655 were new, while the corresponding figure in May 2019 was 4,794, recording a 23.8% decrease.

During the period January - May 2020, 63,168 road motor cars (both new and used from abroad) were put into circulation for the first time, representing a decrease of 34.9% compared to the corresponding period of 2019 when the number of road motor cars was 97,061. During the period January - May 2019 an increase of 9.7% had been observed in comparison with the corresponding period of 2018 (Table 3, Graphs 6,7). Out of the above number of road motor cars that were put into circulation, from January to May 2020, 30,777 were new, while the corresponding number during the respective period of 2019 was 56,026, recording a decrease of 45.1%.

During the period January - May 2020 the circulation of new motorcycles over 50cc (both new and used from abroad) amounted to 11,749 against 15,441 in 2019, thus representing a 23.9% decrease. An increase of 10.8% had been observed during the period January - May 2019 in comparison with the corresponding period of 2018 (Table 3, Graphs 6,7). A total number of 10,663 new motorcycles were put into circulation, from January to May 2020, compared with 13,918 during the corresponding period of 2019, recording a 23.4% decrease.

*Information on methodological issues:*

*Sectoral Statistics Division*

*Transport Statistics Section*

Pota Tzortzi, Konstantinos Menexes

Tel: +30 213 135 2187, +30 213 135 3055

Fax: +30 213 135 2757

e-mail: p.tzortzi@statistics.gr, k.menexes@statistics.gr

*Information for data provision:*

Tel: +30 213 135 2022

e-mail: data.dissem@statistics.gr

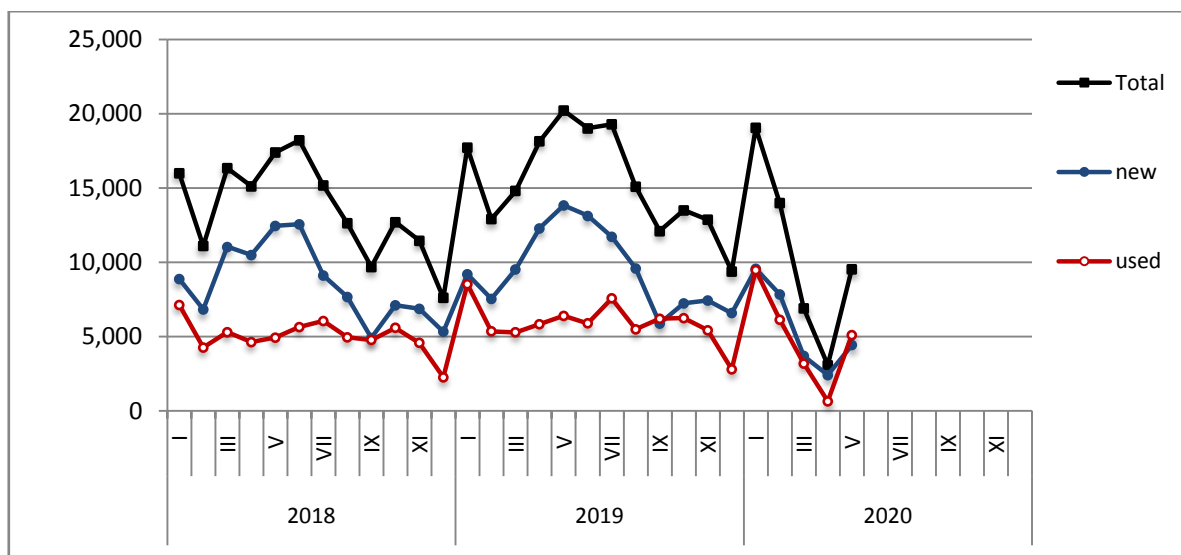
Table 1. Road motor vehicles, both new and used, put into circulation for the first time in Greece: May 2018 - 2020

Category of Road Motor Vehicles	May									Change (%)					
	2018			2019			2020			2019/2018			2020/2019		
	Total	New	Used	Total	New	Used	Total	New	Used	Total	New	Used	Total	New	Used
	Greece, total														
Road Motor Vehicles,total	24,805	17,575	7,230	28,249	19,428	8,821	15,768	8,616	7,152	13.9%	10.5%	22.0%	-44.2%	-55.7%	-18.9%
1. Road motor cars	19,977	13,159	6,818	23,010	14,634	8,376	11,723	4,961	6,762	15.2%	11.2%	22.9%	-49.1%	-66.1%	-19.3%
Passenger Cars	17,392	12,459	4,933	20,224	13,828	6,396	9,546	4,434	5,112	16.3%	11.0%	29.7%	-52.8%	-67.9%	-20.1%
Buses	178	33	145	229	67	162	44	5	39	28.7%	103.0%	11.7%	-80.8%	-92.5%	-75.9%
Lorries	2,407	667	1,740	2,557	739	1,818	2,133	522	1,611	6.2%	10.8%	4.5%	-16.6%	-29.4%	-11.4%
2. Motorcycles > 50 cc	4,828	4,416	412	5,239	4,794	445	4,045	3,655	390	8.5%	8.6%	8.0%	-22.8%	-23.8%	-12.4%
Prefecture of Attica															
Road Motor Vehicles,total	12,794	10,333	2,461	14,841	11,937	2,904	7,574	5,137	2,437	16.0%	15.5%	18.0%	-49.0%	-57.0%	-16.1%
1. Road motor cars	10,926	8,533	2,393	12,525	9,702	2,823	5,680	3,335	2,345	14.6%	13.7%	18.0%	-54.7%	-65.6%	-16.9%
Passenger Cars	10,053	8,131	1,922	11,650	9,289	2,361	4,948	3,008	1,940	15.9%	14.2%	22.8%	-57.5%	-67.6%	-17.8%
Buses	78	13	65	67	28	39	16	2	14	-14.1%	115.4%	-40.0%	-76.1%	-92.9%	-64.1%
Lorries	795	389	406	808	385	423	716	325	391	1.6%	-1.0%	4.2%	-11.4%	-15.6%	-7.6%
2. Motorcycles > 50 cc	1,868	1,800	68	2,316	2,235	81	1,894	1,802	92	24.0%	24.2%	19.1%	-18.2%	-19.4%	13.6%

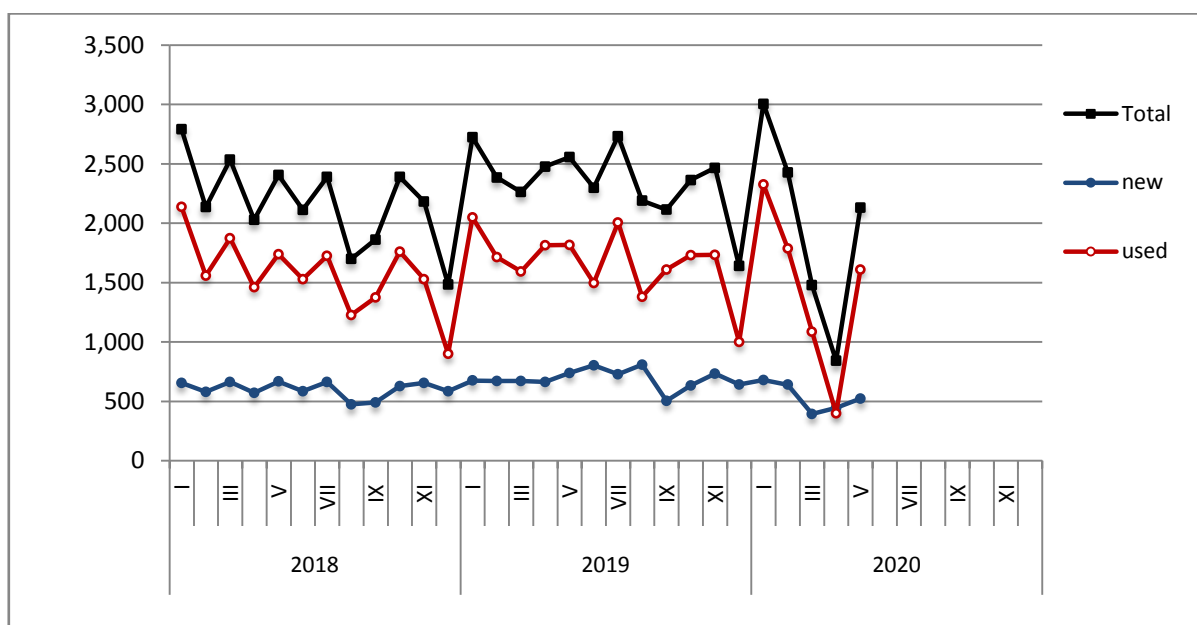
Table 2. Road motor vehicles, both new and used, put into circulation for the first time in Greece: June 2018 - May 2020

Category of Road Motor Vehicles	Average Jun. 2018 - May 2019			Average Jun. 2019 - May 2020			Change (%)		
							Average Jun. 2019 - May 2020 / Average Jun. 2018 - May 2019		
	Total	New	Used	Total	New	Used	Total	New	Used
Greece, total									
Road Motor Vehicles,total	19,811	12,383	7,428	18,259	11,020	7,239	-7.8%	-11.0%	-2.5%
1. Road motor cars	16,618	9,488	7,130	15,087	8,116	6,971	-9.2%	-14.5%	-2.2%
Passenger Cars	14,278	8,834	5,444	12,823	7,467	5,356	-10.2%	-15.5%	-1.6%
Buses	129	29	100	122	21	101	-5.4%	-27.6%	1.0%
Lorries	2,211	625	1,586	2,142	628	1,514	-3.1%	0.5%	-4.5%
2. Motorcycles > 50 cc	3,193	2,895	298	3,172	2,904	268	-0.7%	0.3%	-10.1%

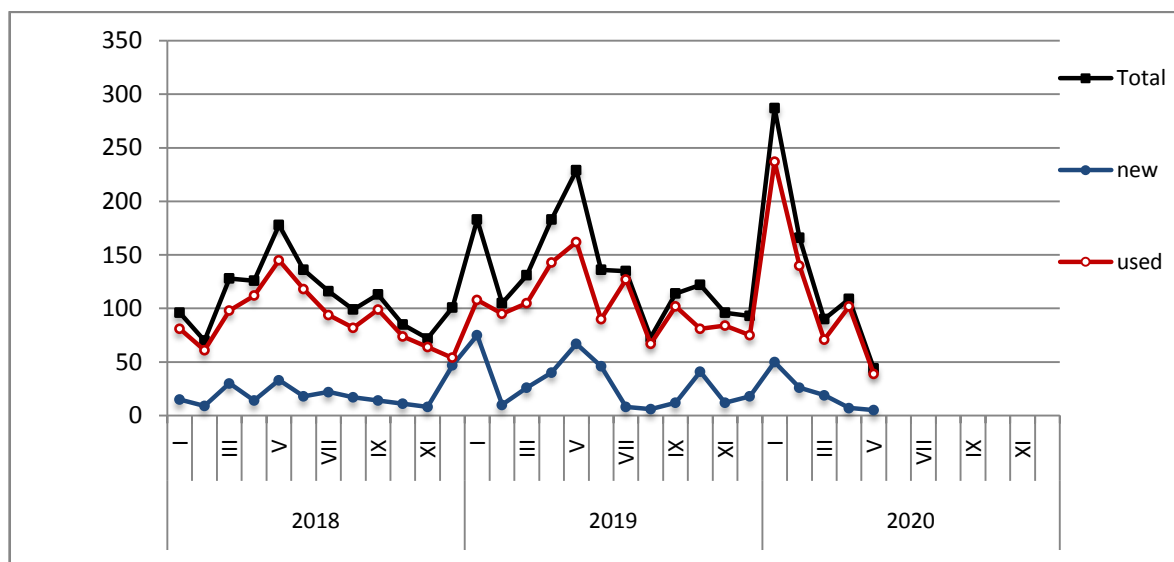
**Graph 1: Passenger Cars (January 2018 – May 2020)**



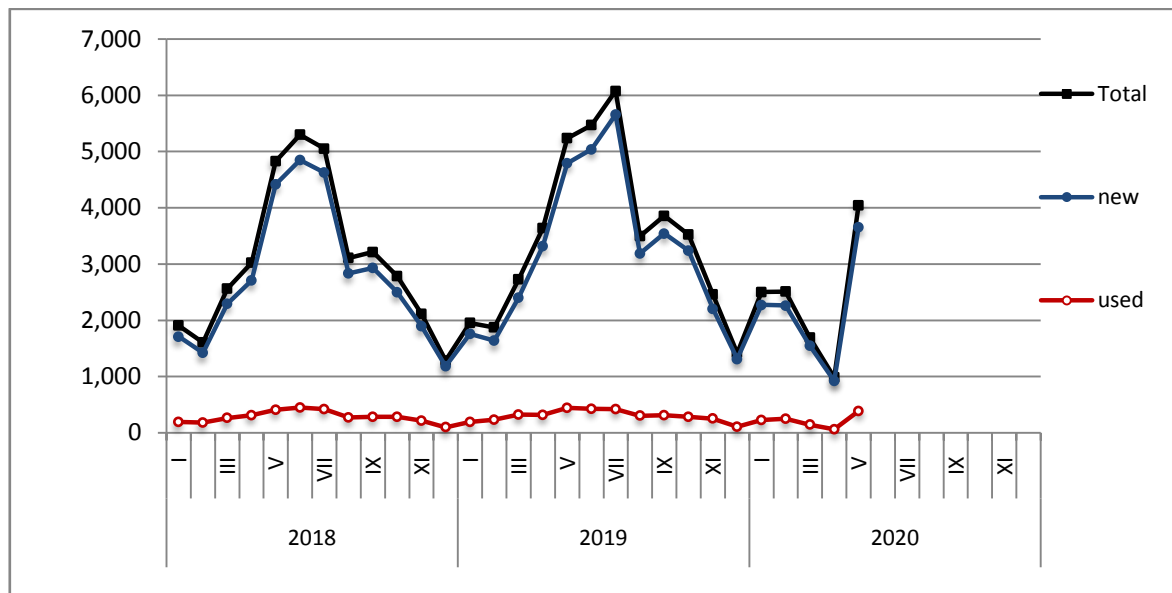
**Graph 2: Lorries ( January 2018 - May 2020)**



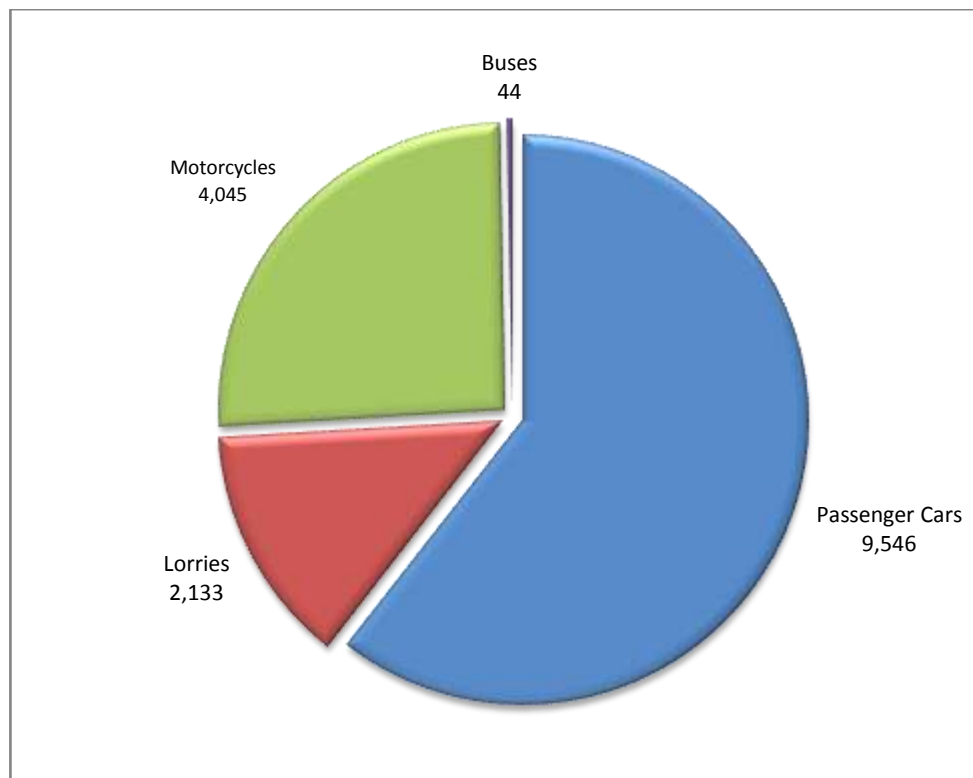
**Graph 3: Buses (January 2018 - May 2020)**



**Graph 4: Motorcycles (January 2018 – May 2020)**



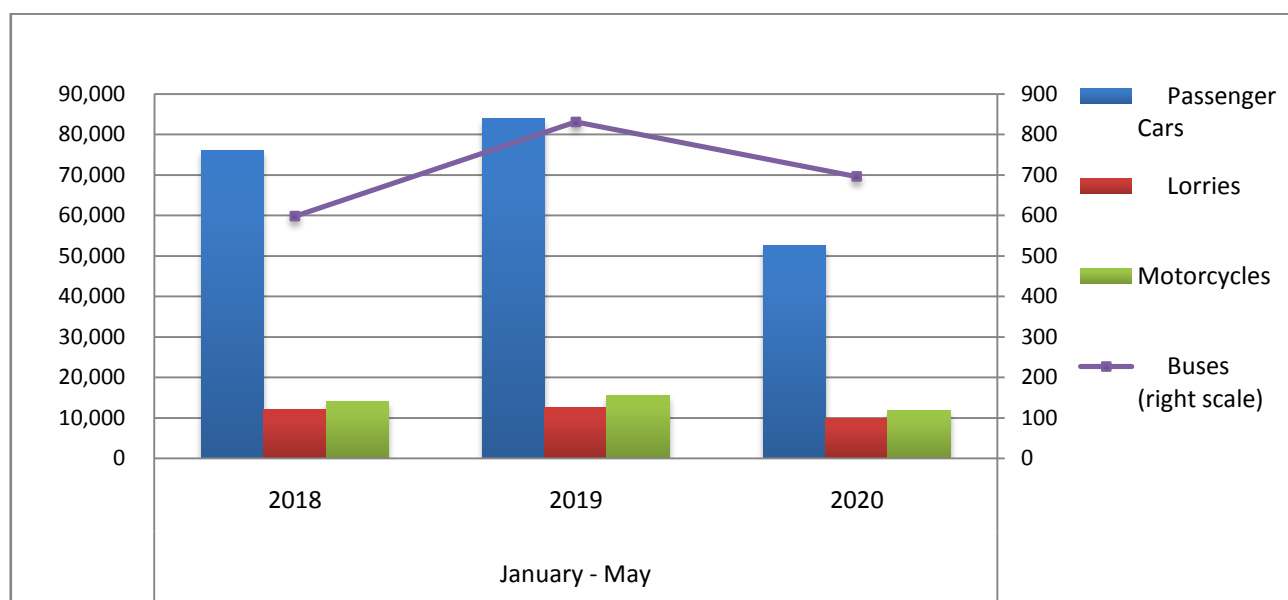
**Graph 5: New Registrations of Motor Vehicles (May 2020)**



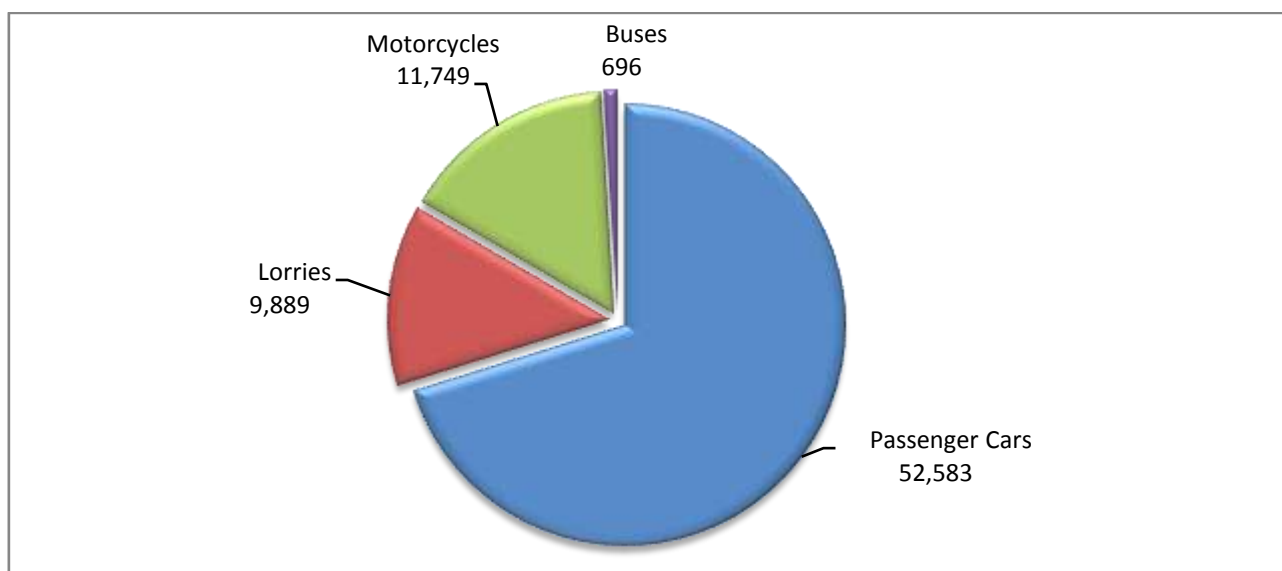
**Table 3. Road motor vehicles, both new and used, put into circulation for the first time in Greece: January - May, years 2018 till 2020**

Category of Road Motor Vehicles	January - May									Change (%)					
	2018			2019			2020			2019/2018			2020/2019		
	Total	New	Used	Total	New	Used	Total	New	Used	Total	New	Used	Total	New	Used
<b>Greece, total</b>															
Road Motor Vehicles, total	102,422	65,495	36,927	112,502	69,944	42,558	74,917	41,440	33,477	9.8%	6.8%	15.2%	-33.4%	-40.8%	-21.3%
1. Road motor cars	88,488	52,940	35,548	97,061	56,026	41,035	63,168	30,777	32,391	9.7%	5.8%	15.4%	-34.9%	-45.1%	-21.1%
Passenger Cars	75,986	49,706	26,280	83,822	52,390	31,432	52,583	27,992	24,591	10.3%	5.4%	19.6%	-37.3%	-46.6%	-21.8%
Buses	598	101	497	831	218	613	696	107	589	39.0%	115.8%	23.3%	-16.2%	-50.9%	-3.9%
Lorries	11,904	3,133	8,771	12,408	3,418	8,990	9,889	2,678	7,211	4.2%	9.1%	2.5%	-20.3%	-21.7%	-19.8%
2. Motorcycles > 50 cc	13,934	12,555	1,379	15,441	13,918	1,523	11,749	10,663	1,086	10.8%	10.9%	10.4%	-23.9%	-23.4%	-28.7%
<b>Prefecture of Attica</b>															
Road Motor Vehicles, total	53,678	41,917	11,761	57,361	43,866	13,495	36,447	25,848	10,599	6.9%	4.6%	14.7%	-36.5%	-41.1%	-21.5%
1. Road motor cars	47,378	35,863	11,515	50,042	36,888	13,154	30,268	19,959	10,309	5.6%	2.9%	14.2%	-39.5%	-45.9%	-21.6%
Passenger Cars	43,714	34,181	9,533	46,226	35,158	11,068	26,869	18,376	8,493	5.7%	2.9%	16.1%	-41.9%	-47.7%	-23.3%
Buses	242	53	189	272	86	186	223	53	170	12.4%	62.3%	-1.6%	-18.0%	-38.4%	-8.6%
Lorries	3,422	1,629	1,793	3,544	1,644	1,900	3,176	1,530	1,646	3.6%	0.9%	6.0%	-10.4%	-6.9%	-13.4%
2. Motorcycles > 50 cc	6,300	6,054	246	7,319	6,978	341	6,179	5,889	290	16.2%	15.3%	38.6%	-15.6%	-15.6%	-15.0%

**Graph 6. New Motor Vehicles Circulation Licenses: January – May, years 2018 till 2020**



**Graph 7. New Registrations of Motor Vehicles: January - May 2020**



**Table 4**  
**Sales of new and used passenger cars by make: May 2020 and January - May 2020**

Make	Passenger cars			
	May		January - May	
	new	used	new	used
ALFA LANCIA	-	1	-	1
ALFA ROMEO	11	64	71	268
ASTON MARTIN	-	-	-	1
AUDI	214	25	1,045	157
BENTLEY	2	-	2	2
BMW	190	71	1,159	290
BMW, MINI	-	-	-	1
CADILLAC	-	-	-	1
CHEVROLET	-	76	2	381
CHEVROLET, GMC, HOLDEN, DAEWOO	-	-	-	1
CHRYSLER	-	-	-	1
CITROEN	102	193	920	910
CITROEN / DS	75	2	404	4
DACIA	87	35	451	144
DAIHATSU	-	48	-	240
DETHLEFFS	-	4	-	14
DFM	-	-	1	-
DODGE	-	1	-	4
DR MOTOR	-	-	-	2
DS	16	-	121	2
FERRARI	-	5	-	7
FIAT	88	373	876	1,771
FORD	130	380	750	1,845
FORD WERKE AG/A.RIMOR S.p.A.	-	-	-	1
GREAT WALL MOTO	-	2	-	2
HONDA	16	86	140	502
HYUNDAI	200	270	1,978	1,247
IMPREZA	-	1	-	1
INFINITI	-	-	-	1
ISUZU	-	-	-	1
JAGUAR	4	2	27	9
JEEP	40	6	266	32
KIA	74	81	808	416
LADA	-	-	-	5
LANCIA	-	31	-	150
LAND ROVER	17	18	93	67
LEXUS	7	2	47	13
LINCOLN CONTINENTAL	-	-	-	1
LOTUS	-	-	-	1
MASERATI	-	-	-	1
MAZDA	8	45	50	227
MERCEDES	237	171	1,076	738
MERCEDES <sup>1</sup>	-	-	4	-
MG	-	-	-	1
MINI	89	39	451	151
MITSUBISHI	32	81	167	396
MPM MOTORS	-	1	-	1

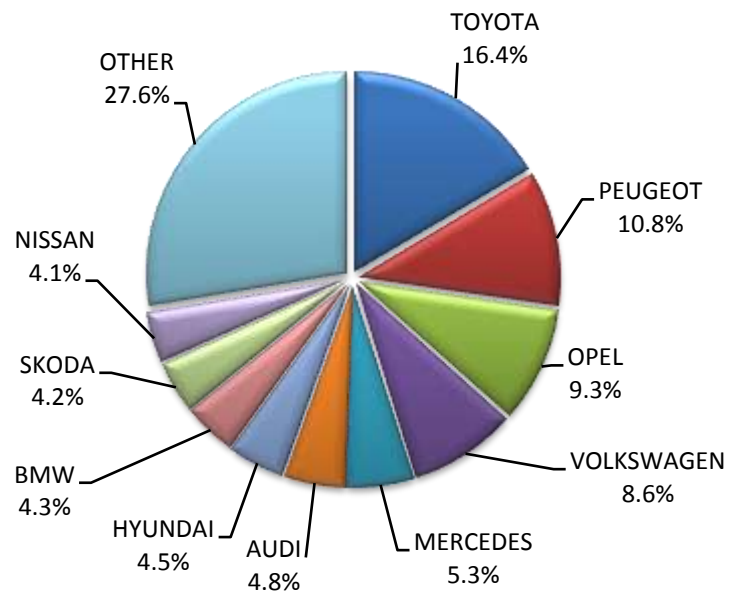
**Table 4 (cont)**  
**Sales of new and used passenger cars by make: May 2020 and January - May 2020**

Make	Passenger cars			
	May		January - May	
	new	used	new	used
NISSAN	180	290	1,501	1,437
OPEL	413	518	1,685	2,622
PEUGEOT	480	172	2,823	808
PEUGEOT <sup>2</sup>	-	-	1	-
PEUGEOT, CITROEN	1	-	5	-
PIAGGIO	-	-	-	1
PIPER	-	-	-	1
PORSCHE	10	22	39	68
PSA AUTOMOBILES	4	-	19	-
RANGE ROVER	-	-	3	-
RENAULT	111	249	784	1,085
RIMOR,XGO,BLUCAMP,KENTUCKY CAMP,AHORN	-	-	1	-
ROLLS ROYCE	-	-	-	2
ROVER	-	-	-	1
SAAB	-	1	-	2
SEA / MOBILVETT	-	2	-	12
SEA S.P.A	-	-	-	1
SEAT	68	51	565	212
SKODA	185	79	933	417
SMART	1	218	6	874
SSANGYONG	-	-	-	1
SUBARU	1	5	15	24
SUZUKI	166	179	1,335	879
TALBOT	-	-	-	1
TATA	-	-	-	1
TESLA MOTORS	-	-	1	3
TOYOTA	729	999	4,328	5,044
TUSCAN	-	-	-	1
VINDICATOR	-	-	-	1
VOLKSWAGEN	383	207	2,567	1,046
VOLVO	63	6	472	36
<b>TOTAL</b>	<b>4,434</b>	<b>5,112</b>	<b>27,992</b>	<b>24,591</b>

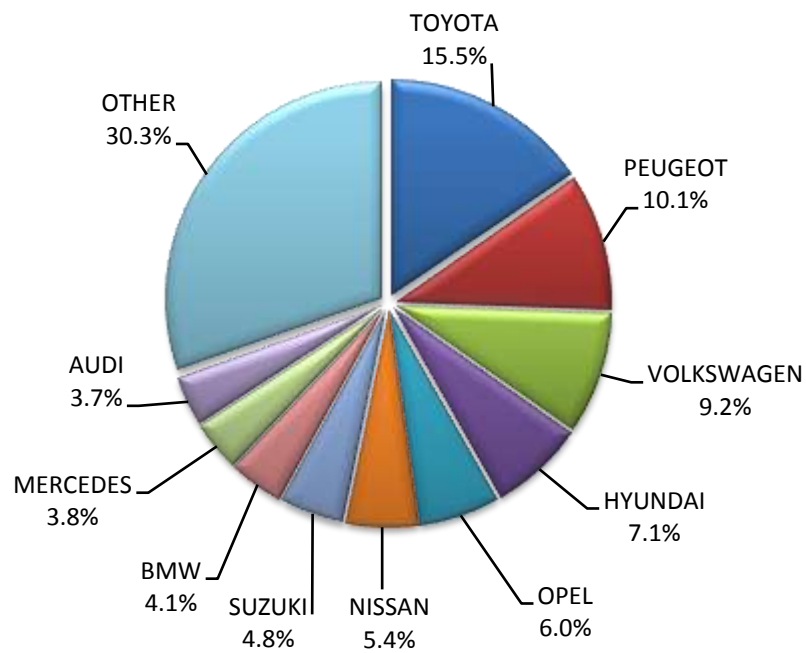
**1 : With 2nd/3rd stage manufacturer in Greece.**

**2 : With 2nd/3rd stage manufacturer abroad.**

**Graph 8. Sales of new passenger cars by make ( May 2020)**



**Graph 9. Sales of new passenger cars by make (January - May 2020)**





**Table 5**  
**Sales of new and used lorries by make: May 2020 and January - May 2020**

Make	Lorries			
	May		January - May	
	new	used	new	used
ASTRA	-	-	-	1
AUTO UNION	-	-	-	1
CHEVROLET	-	1	-	3
CHRYSLER	-	-	-	1
CITROEN	70	49	184	211
DACIA	42	4	98	16
DAF	1	26	5	120
DAF <sup>1</sup>	4	-	20	-
DODGE	-	2	-	3
FCA US LLC	-	1	-	1
FIAT	69	199	344	824
FIAT-IVECO	-	6	-	16
FORD	81	196	422	816
FORD <sup>1</sup>	3	-	14	1
GOUPIL, MEGA, POLARIS, GEM	-	-	1	-
GREAT WALL MOTOR	-	1	-	2
HYUNDAI	-	4	-	23
ISUZU	-	27	31	104
ISUZU <sup>1</sup>	-	-	1	-
IVECO	-	30	7	135
IVECO <sup>1</sup>	1	-	46	1
IVECO MAGIRUS	-	1	-	9
JEEP	-	-	-	1
KIA	-	-	-	8
LAND ROVER	-	1	-	8
LIAZ	-	1	-	1
MAGIRUS	-	1	-	1
MAN	6	65	10	289
MAN <sup>1</sup>	1	1	25	1
MAZDA	-	15	-	105
MERCEDES	34	320	122	1,542
MERCEDES <sup>1</sup>	16	1	83	1
MITSUBISHI	17	54	97	238
MITSUBISHI <sup>1</sup>	6	1	45	1
MITSUBISHI <sup>2</sup>	-	-	1	-
MULTICAR	1	-	1	-
NISSAN	31	99	201	433
OPEL	8	64	57	292
PEUGEOT	51	58	325	233
PEUGEOT <sup>1</sup>	-	-	1	-
PFAU	-	1	-	5
PIAGGIO	-	2	19	16
RAUSCH GMBH	-	1	-	1
RENAULT	1	99	8	393

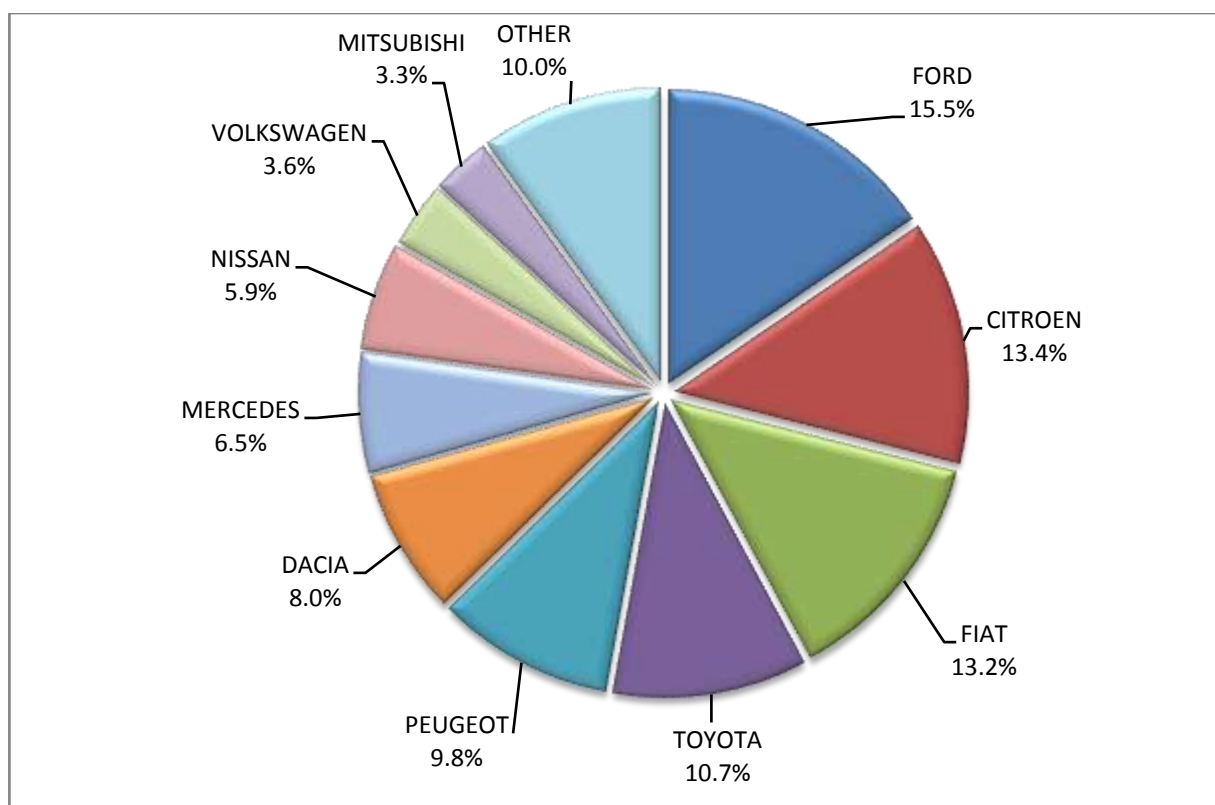
**Table 5 (cont)**  
**Sales of new and used lorries by make: May 2020 and January - May 2020**

Make	Lorries			
	May		January - May	
	new	used	new	used
ROSSI OLEODINAMICA S.R.L.	1	-	1	-
SCANIA	1	47	6	248
SCANIA <sup>1</sup>	-	-	4	1
SCHMITZ CARGOBULL	-	-	-	1
SCODA	-	-	-	2
SEAT	-	1	-	8
SKODA	-	3	-	11
SSANGYONG	-	-	-	3
TATA	-	1	-	3
TOYOTA	56	56	363	220
VOLKSWAGEN	19	80	116	380
VOLKSWAGEN <sup>1</sup>	-	-	2	-
VOLVO	2	92	17	476
VOLVO <sup>1</sup>	-	-	1	1
<b>TOTAL</b>	<b>522</b>	<b>1,611</b>	<b>2,678</b>	<b>7,211</b>

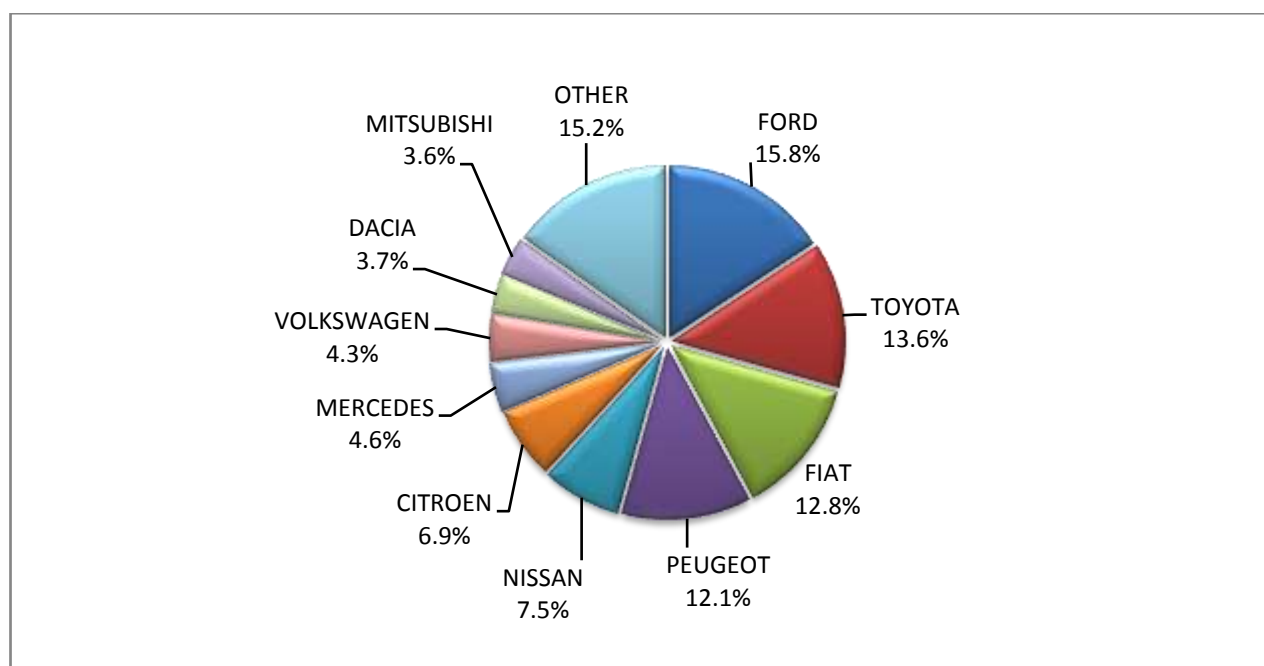
**1 : With 2nd/3rd stage manufacturer in Greece.**

**2 : With 2nd/3rd stage manufacturer abroad.**

**Graph 10. Sales of new lorries by make (May 2020)**



**Graph 11. Sales of new lorries by make (January - May 2020)**



**Table 6**  
**Sales of new and used buses by make: May 2020 and January - May 2020**

Make	Buses			
	May		January - May	
	new	used	new	used
BMW <sup>2</sup>	-	-	1	-
BOVA	-	3	-	47
DAF	-	-	-	2
EVOBUS	-	2	-	12
FIAT	-	-	-	2
FIAT <sup>2</sup>	-	-	3	-
FIAT IVECO	-	-	-	1
FORD	-	-	2	8
IRISBUS	-	-	-	1
IRIZAR	-	-	3	-
ISUZU	-	-	-	1
IVECO	-	-	2	10
MAN	1	2	16	62
MAN/NEOPLAN	-	-	3	9
MERCEDES	-	25	6	338
MERCEDES <sup>1</sup>	4	0	43	2
MERCEDES <sup>2</sup>	0	0	12	3
NEOPLAN	-	2	5	16
OTOKAR	-	-	-	2
RENAULT	-	1	-	1

**Table 6 (cont)**  
**Sales of new and used buses by make: May 2020 and January - May 2020**

Make	Buses			
	May		January - May	
	new	used	new	used
SCANIA	-	-	-	7
SCANIA <sup>2</sup>	-	-	1	2
SETRA	-	2	7	25
TEMSA	-	1	3	15
VAN HOOL	-	-	-	4
VOLKSWAGEN	-	1	-	8
VOLVO	-	-	-	6
XIAMEN KING LONG	-	-	-	5
<b>TOTAL</b>	<b>5</b>	<b>39</b>	<b>107</b>	<b>589</b>

**1 : With 2nd/3rd stage manufacturer in Greece.**

**2 : With 2nd/3rd stage manufacturer abroad.**

**Graph 12. Sales of new buses by make (January - May 2020)**

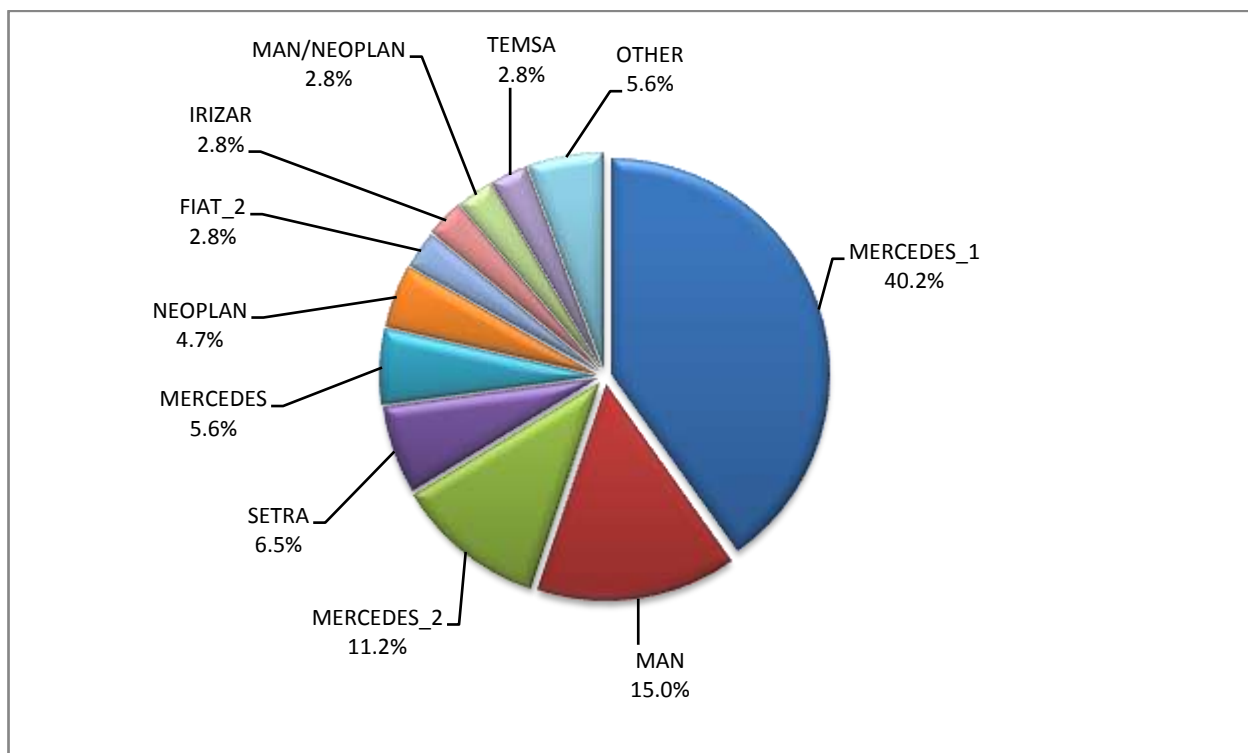


Table 7

## Sales of new and used motorcycles by make or manufacturer: May 2020 and January - May 2020

Make	Motorcycles			
	May		January - May	
	new	used	new	used
ADIVA	-	-	-	2
AGUSTA MV	-	1	-	1
APRILIA	3	7	9	21
BAJAJ	1	-	5	1
BAOTIAN, SUPERKING, WALTON, HOND	-	-	-	1
BASHAN, AMGroup, AMGroup Bike, DON, IRBIS, WORKER BEAR, Nomik ATV 2	1	-	2	-
BENELLI	30	-	97	-
BETA	2	1	26	2
BIG DOG	-	-	-	1
BMW	43	23	201	63
BOMBARDIER RECREATIONAL PRODUCTS ING (BRP)	-	-	5	-
BRIXTON	8	-	22	-
CAGIVA	-	-	-	1
CAN AM	-	-	-	1
CFMOTO	11	-	35	-
CFMOTO, GOES	12	-	17	-
CHONGQING BASHAN	-	-	-	1
DAELIM	4	1	6	1
DAYANG, DAYTONA MOTORS, NIPPONIA, KUBA	64	1	238	2
DAYANG, DAYTONA MOTORS, NIPPONIA, SALCANO	345	4	943	10
DAYANG, ECOCREMO, ECOOTER, ECOOTOR, AGM, ORCAL, SUMCO	-	-	1	-
DUCATI	12	7	41	21
EFUN, ZAP	2	-	2	-
EVA, EMBUGGY, VINTAGE, EVANGEL	1	-	3	-
FANTIC MOTOR	-	-	1	-
FD MOTORS, FASPIDER	1	-	2	-
GILERA	-	-	-	5
HANWAY, MASAI, JUNAK, Motorini, STMAX, ROMET, CLS, ROMET MOTORS, GEMINI, RIVERO	1	-	1	-
HAOJIAN, ZONTES, TAYO, Sharpon, IFINO, KIDEN, ZHONGYU, CUBTOM, DIYUN, NAMIN,TIM DERVI, VUKA, THUMP, RIPPER	1	-	6	-
HARLEY DAVIDSON	11	13	33	43
HESHAN, GOUJI, NANLIAN, MOTORCYCLE INDUSTRY, ORCAL, AJS, HERALD MOTOR COMPANY,MACBOR,MOTOBI	-	-	1	-
HONDA	235	57	895	170
HSUN, HISUN, APACHI, Mx, MASAI, HYTRACK, TRAPPER, PUMAREX, GEON, ASYAMOTOR, DAYTONA MOTORS, KRAL	2	-	5	-
HUONIAO, DH.HAOTIAN,MOTORINI, PEGASUS, MASH	1	-	4	-
HUSABERG	-	-	-	3
HUSQVARNA	4	2	12	4
HYOSUNG & S&T KANUNI	2	-	3	-
IANYING, TYM, XINBEN, TEYIN, RIYA, ONGYUNDA, SANBEN, ALFA, Senzo, La Souris, TCB, KENTOYA	4	-	9	-
INDIAN MOTORCYCLE	3	-	11	1
JIAJI, HUATIAN, FEILING, LINTEX, GOMAX, SOMOTO, TECHMOOVE, TAURIS	-	1	-	1

Table 7 (cont)

## Sales of new and used motorcycles by make or manufacturer: May 2020 and January - May 2020

Make	Motorcycles			
	May		January - May	
	new	used	new	used
JIAJUE, JOYRACE, MAXON, GINEVA MOTO, MONDIAL, UGUR, DERRACE, VIARELLI, Berini, MAGPOWER, ROMET MOTORS	1	-	5	-
JIANSHE	1	-	2	-
JIAYUAN	-	-	10	-
JINLANG, ZUNDAPP, XHODNA, APGmoto, COLIBRI, RAZORY, VIARELLI, SUMCO, FLEX TECH, IVA, TNT moto	1	-	3	-
JINLING	-	-	-	1
KAWASAKI	13	7	59	30
KEWET	-	-	-	1
KTM	38	6	141	19
KWANG YANG	-	2	-	5
KYMCO	270	55	562	149
LAMBRETTA	-	-	2	1
LIFAN, HONLEI, SKYGO, BISAN-LIFAN	-	-	1	-
LIGIER	-	-	-	1
Lingzhida, LINZDA, LINDN, LINYI, LONGMAO, NLIGHT	-	-	4	-
LINHAI, LHY, KUBA	-	-	1	-
LML	-	1	-	2
LONCIN, KUBA, RKS, ITALIKA, SUNRACE, SKY, MALAGUTI, SUPERBIKE, ROCKET, NOVELBAT, TIGERMOTO, GREEN	4	-	4	-
LONCIN,VOGE, KUBA, RKS, ITALIKA,SUNRACE, SKY, MALAGUTI, SUPERBIKE, ROCKET,NOVELBAT, TIGREMOTO	1	-	2	-
LONGJIA, ITALJET, ORCAL, BEELINE	1	-	5	-
LONGJIA, ITALJET, ORCAL, BEELINE, ROMET MOTORS, GEMINI, LEXMOTO, JAHANRO, VGA, DAYTONA MOTORS	-	-	1	-
LONGJIA, lexmoto, Gemini, MH Motorcycles, MONDIAL, Jahanro, UM, ORCAL, VGA, NECO, ALFASCOOTERS, ROMET MOTORS	-	-	4	-
LONGJIA, ORCAL, TNT MOTOR, BEELINE, VGA, ITALJET, GEMINI, lexmoto, Jahanro, italo, NECO	29	-	42	-
MALAGUTI	-	-	-	2
MBK	1	5	9	9
MG MOTO	3	-	16	-
MGK HM	235	3	692	5
MODENAS	-	-	-	2
MONDIAL, PELPI INTERNATIONAL	3	-	5	-
MOTO GUZZI	4	-	16	1
MOTO S.P.A	-	-	3	-
MV AGUSTA	1	-	1	-
NOUN ELECTRIC	-	-	1	-
PEUGEOT	6	-	33	4
PIAGGIO	645	52	1,831	149
POLARIS	-	-	9	1
QJ, QJIANG, KEEWAY, LEONE, KUBA, RKS, BENELLI, VENGO, TELL	10	-	16	1
QJ, QJIANG, KEEWAY, LEONE, KUBA, RKS, TELL, EMPIRE KEEWAY, BENELLI, VENGO	7	-	13	-
QJ, QJIANG, KEEWAY, LEONE, RKS, BENELLI, EMPIRE KEEWAY, KUBA	67	1	131	2

Table 7 (cont)

## Sales of new and used motorcycles by make or manufacturer: May 2020 and January - May 2020

Make	Motorcycles			
	May		January - May	
	new	used	new	used
QUADRO VEHICLES	2	-	18	-
QUADRO, QUADRO VEHICLES	-	-	17	-
RENAULT	-	-	1	-
RIYA, HONLING, YAMAKOYO, TIANYING, GOES, SANYOU, BM, FUN BIKE, WOTTA	-	-	1	-
ROYAL ENFIELD	1	1	5	2
Royalloy,Royal Alloy,RA,SCOMADI,VALENTINO,VALENTINO MOTORI	6	-	12	-
SACHS	-	-	-	1
SAKURA, GOLDENLION, E.F.O., Fauro, Viverra, Nitrox, STRELLA City, Artisan	2	-	6	-
SAN YANG	-	-	-	1
SCUTUM, ETRIX, SILENCE	-	-	1	-
SHANYANG, ATLAS PANTHER, YAMAZUKI MOTO, MOTORKING, Hirlee, XB	1	-	8	-
SHARE'NGO, ZHIDOU	1	-	4	-
SHENGWO NEW ENERGY, YUKI	-	-	4	-
SHERCO	1	1	1	4
SHINERAY, MONDIAL, DAYTONA MOTORS, WK, ROMET MOTORS, MASH, M1NSK, WK BIKES, DERRACE	-	-	1	-
SKYTEAM, SACIN, METALCO, SOKUDO, BAZUKA, MINICO, MOTOS BORDOY, SUMCO, ROXON, CSR, MONKEY BIKES, FAZTEK	3	-	5	-
SKYTEAM, SASIN, CSR, METALCO, SOKUDO, BAZUKA, MINICO, MOTOSBASI	1	-	2	-
STANDARD MOTOR	-	1	-	1
SUZUKI	52	28	137	62
SWM	-	-	1	-
SYM	841	14	2,490	36
TAYO, HAOJIANG, ZHONGYU, THUMP, THUMPSTAR, KIDEN, ZONTES, Junak, SENKE, TANNY, TYAN, ROMET	16	-	81	-
TAYO, HAOJIANG, ZHONGYU, THUMP, THUMPSTAR, KIDEN, ZONTES, Junak, SENKE, TANNY, TYAN, ROMET, ROMET MOTORS, ROUTER	5	-	47	-
TGB	-	1	-	2
TIANYING, RIYA, HONGYUNDA, TYM,HONLING, TAMCO, ALISON, DMK MOTORS, WLIE,LEEWAY, WLXQ, AP Gmoto, ALFA	6	-	16	-
TRIUMPH	9	1	32	4
VESPA GS 150	-	1	-	1
VMOTO-SOCO, E-MAX, VMOTO, SUPER SOCO	-	-	1	-
WANGYE, SANBEN, UM, KENOS, SUPERBYKE, MDC, MISTRAL, STREET ELEGANCE, 4WMOTO, RIVERO, VIKERS, ZIPP, SANLI, GOWINN	-	-	1	-
WONJAN, SAMADA	-	-	1	-
XGJAO, ZIPP, TOROS, ROMET, ROMET MOTORS, ROUTER, VEEROAD, DAYTONA MOTORS, GEMINI, MH MOTORCYCLES, MTG MOTORS	5	-	24	-
Xintian, Kinroad	-	-	-	1
YAMAHA	467	92	1,252	229
YAMAHA, MBK	73	-	187	1

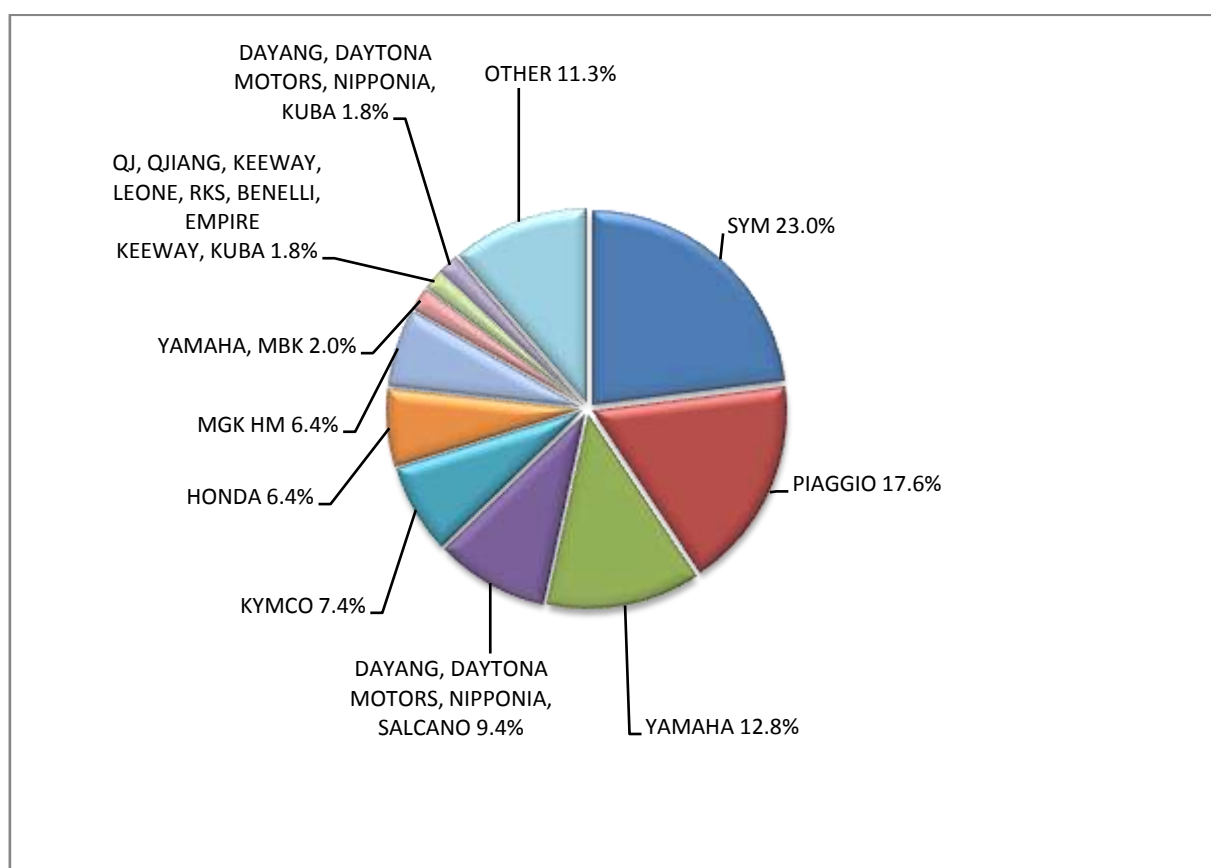
**Table 7 (cont)**

**Sales of new and used motorcycles by make or manufacturer: May 2020 and January - May 2020**

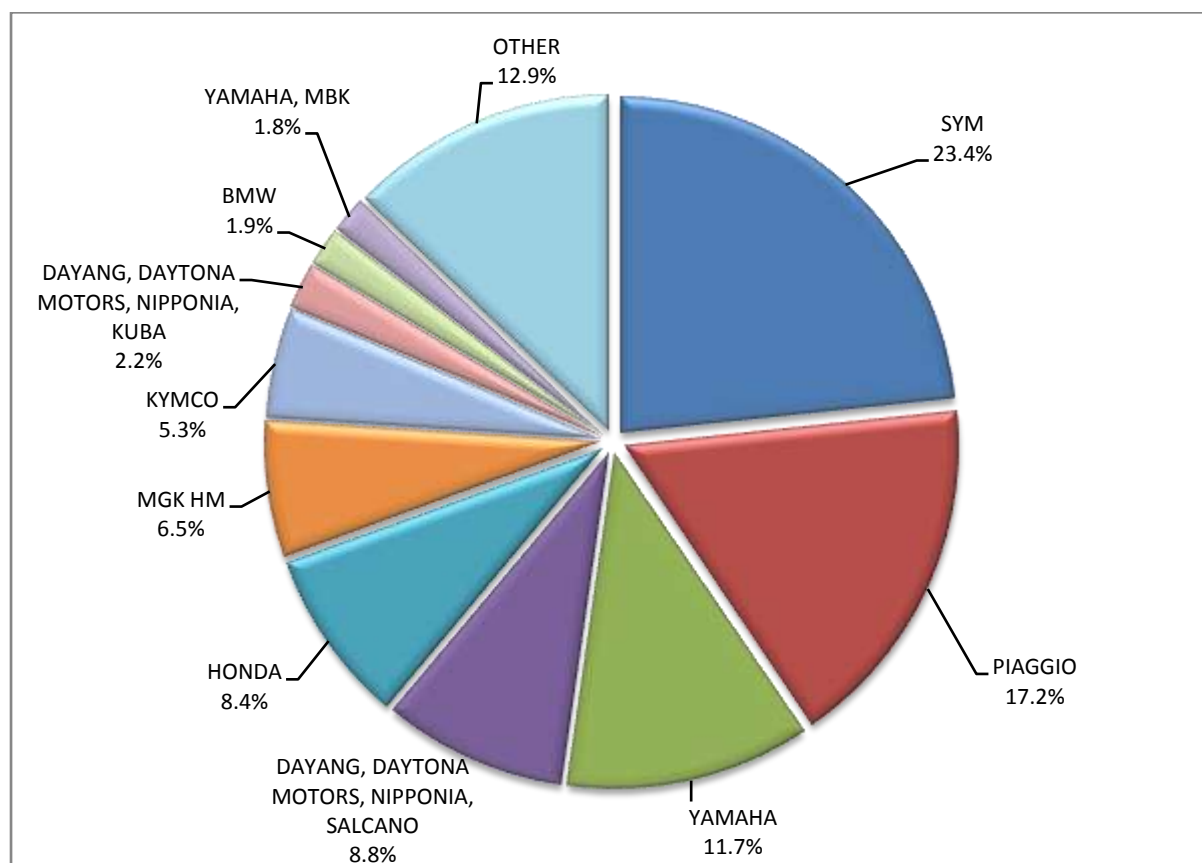
Make	Motorcycles			
	May		January - May	
	new	used	new	used
YINGANG, BENYI, ROMET MOTORS, YUKI, ROUTER, MOTORAN, DAYTONA MOTORS, M1NSK, HAMACHI, KUBA, MONDIAL	5	-	11	-
YINXIANG, KENBO	2	-	5	-
YINXIANG, MONDIAL, GEMINI, TCB	-	-	1	-
ZHONGNENG, ZNEN, AGM, AJS, YUKI, COLIBRI, EUROCKA, BTC, NOVA MOTORS, LEXMOTO, Actionbikes Motors	3	-	11	-
ZHONGNENG, ZNEN, AGM, AJS, YUKI, COLIBRI, EUROCKA, BTC, NOVA MOTORS, LEXMOTO	6	-	11	-
ZONGSHEN, ZIP STAR, Lexmoto, ICONE, VORTEX, M1NSK, MACBOR, MONDIAL, ROMET MOTORS	1	-	6	-
ZONGSHEN, ZIP STAR, ZEALSUN, RYMCO	1	-	1	-
ZONGSHEN, ZIPSTAR, ICONE, JUNAK, Lexmoto, MH Motorcycles, MINSK, MONDIAL, ROMET MOTORS, SINNIS	-	-	1	-
<b>TOTAL</b>	<b>3,655</b>	<b>390</b>	<b>10,663</b>	<b>1,086</b>



**Graph 13. Sales of new motorcycles (May 2020)**



**Graph 14. Sales of new motorcycles (January - May 2020)**



## EXPLANATORY NOTES

<b>Survey on the issuing of new road motor vehicle circulation licenses</b>	The survey on the issuing of new motor vehicle circulation licenses is a census survey. The released data give information, at country level, on the brand and type of the motor vehicle, as well as whether it is new or used. The survey does not include vehicles that move on rails, trolley busses, agricultural tractors and machinery. In addition, the following are excluded: all motor vehicles of the Armed Forces, Police, Fire Brigade, State Services, Diplomatic Corps, Foreign Missions, and Invalids of Wars, as well as motorcycles with a cylinder capacity less than 50 cc.
<b>Legal basis</b>	Law 3832/2010
<b>Reference Period</b>	May 2020
<b>Coverage</b>	The production of monthly data is based on the registers held by the Ministry of Infrastructure, Transport and Networks, which records all the monthly changes observed in the vehicle registration licenses at country level.
<b>Definitions</b>	<p><b>Road motor vehicle</b> is any vehicle that, irrespective of the number of wheels, is moved by an engine and is designed to transport persons or cargo or both of them, either they are on the same single vehicle or on a trailer carried by the main motor vehicle.</p> <p><b>New</b> road motor vehicle is any motor vehicle that is registered for the first time in Greece during the reference month and has not been put into circulation in any other country.</p> <p><b>Used</b> motor vehicle is any motor vehicle that is registered for the first time in Greece and has been imported as a used one from abroad</p> <p><b>Passenger motor vehicle:</b> it is a motor vehicle designed to carry mostly people, having no more than 9 seats, including the driver's seat.</p> <p><b>Bus:</b> it is a motor vehicle, which is designed to carry mostly people, having more than 10 seats, including the driver's seat. In the corresponding tables of this Press Release, this category also includes articulated buses.</p> <p><b>Lorry:</b> it is motor vehicle designed to carry mostly cargo. In the corresponding tables of this Press Release, this category also includes tractors, tow trucks, articulated tractors, and trucks with trailers.</p> <p><b>Motorcycle:</b> any two-wheeled motor vehicle, with or without sidecar, with maximum authorized design speed over 45 km/h, or in case it is powered by a combustion engine, with a cylinder capacity of 50 cc or over. In the corresponding tables of this Press Release, this category also includes the three-wheeled motor vehicles – motor tricycles.</p> <p><b>Tricycle motor vehicle:</b> it is a motor vehicle with three symmetrical wheels with maximum authorized design speed over 45 km/h, or in case it is powered by a combustion engine, with a cylinder capacity over the 50 cc. This category also includes four-wheel vehicles, except the light four-wheel motorcycles, whose empty vehicle tare (excluding the weight of the fuel or mixture of fuel-oil or the weight of the batteries for electric cars) is up to 400 kg in the case the vehicle is designed for passenger use or up to 550 kg in case the vehicle is designed to carry cargo and whose engine is up to 15KW.</p>
<b>Methodology</b>	Exhaustive Survey. The primary data derive from the Ministry of Infrastructure, Transport and Networks and are based on the issuing of new circulation licenses as they are registered by the Regional Offices for Transport and Communications.
<b>References</b>	More information (graphs, tables) concerning the survey on the issuing of new motor vehicle circulation licenses are available on the webpage of ELSTAT, <a href="http://www.statistics.gr/en/statistics/-/publication/SME24/-">www.statistics.gr</a> , under the link <a href="http://www.statistics.gr/en/statistics/-/publication/SME24/-">http://www.statistics.gr/en/statistics/-/publication/SME24/-</a>