



**HELLENIC REPUBLIC
HELLENIC STATISTICAL AUTHORITY**

Piraeus, 19 July 2022

PRESS RELEASE
EVOLUTION OF TURNOVER OF ENTERPRISES IN
ACCOMMODATION AND FOOD SERVICE ACTIVITIES
MAY 2022

The Hellenic Statistical Authority (ELSTAT) with this sectoral publication, presents the map with the evolution of the turnover of enterprises classified in the **Accommodation and Food and Beverage Service Activities** divisions. These economic activities have been over time in the focus of interest due to the significant weight they bear on the Greek economy as a whole, but also due to their extensive dispersion, with a significant presence in all regional units and a significant contribution to the respective local economies of Greece, often associated with the tourist product of the country.

The current publication is part of the Press Releases series published by ELSTAT ([PR link](#)), since April 2020, incorporating the most recent data on turnover from Administrative Sources for **May 2022**.

In particular, the Hellenic Statistical Authority (ELSTAT) announces data on a monthly basis and at the regional unit country-level of analysis, for the turnover of enterprises classified in the divisions Accommodation and Food and Beverage Service Activities (divisions 55 and 56 of the NACE Rev.2 classification) for the period 2019-2022.

The published data can highlight, at a detailed local level, the current evolution in the performance, in terms of turnover, of enterprises having activity in key classes of the tourism sector and thus provide quick and highly relevant information on the evolution of the tourist product of Greece.

Information on methodological issues:

*Business Statistics Division
Registers and Big Enterprises Section
Head of Section: Adamantia Georgostathi
Tel.: +30 213 135 2043
e-mail: a.georgostathi@statistics.gr*

Information on data provision:

*Tel.: +30 213 135 2022, 2308, 2310
E-mail: data.dissem@statistics.gr*

Specifically,

For the enterprises in **Accommodation Activities (division 55 of NACE Rev.2 classification), obliged to double-entry bookkeeping**, for which data are available on a monthly basis, the turnover in May 2022 amounted to 554,879,061 euro, recording an increase of 424.6% in comparison with May 2021, when the respective turnover was 105,780,741 euro (Table 2).

For the enterprises in **Food and Beverage Service Activities (division 56 of NACE Rev.2 classification), obliged to double-entry bookkeeping**, for which data are available on a monthly basis, the turnover in May 2022 amounted to 179,125,643 euro, recording an increase of 64.6% in comparison with May 2021, when the respective turnover was 108,852,969 euro (Table 2).

In total, for the enterprises in **Accommodation and Food and Beverage Service Activities (divisions 55 and 56 of NACE Rev. 2 classification), obliged to double-entry bookkeeping**, for which data are available on a monthly basis, the turnover in May 2022 amounted to 734,004,704 euro, recording an increase of 242.0% in comparison with May 2021, when the respective turnover was 214,633,710 euro. For the enterprises of the Regional Units with a contribution to the total turnover of the year 2021 greater than 1.0% (Table 1), the biggest increase in the turnover of May 2022 compared with May 2021 was recorded in the Regional Unit Zakynthos (1,122.7%) and the smallest increase was recorded in the Regional Unit Evia (57.0%) (Table 3).

Table 1: Annual turnover of enterprises in total, in the Accommodation and Food and Beverage Service Activities (divisions 55 and 56 of NACE Rev. 2 classification), per Region and Regional Unit, 2021

REGION	REGIONAL UNIT	ACCOMMODATION AND FOOD AND BEVERAGE SERVICE ACTIVITIES (AGGREGATED DATA)		
		NUMBER OF ENTERPRISES	TURNOVER 2021 (in €)	SHARE (%) IN THE TOTAL TURNOVER
ANATOLIKI MAKEDONIA, THRAKI	RODOPI	733	34,691,011	0.3
	DRAMA	721	27,006,082	0.2
	EVROS	1,209	56,236,046	0.5
	THASSOS	1,139	57,965,937	0.5
	KAVALA	1,149	58,221,940	0.5
	XANTHI	687	34,452,713	0.3
KENTRIKI MAKEDONIA	THESSALONIKI	6,085	788,013,781	7.3
	IMATHIA	979	36,257,100	0.3
	KILKIS	607	14,687,099	0.1
	PELLA	1,230	36,793,598	0.3
	PIERIA	2,260	102,317,641	0.9
	SERRES	1,400	36,225,990	0.3
	CHALKIDIKI	3,577	270,652,429	2.5
DYTIKI MAKEDONIA	KOZANI	1,192	45,014,748	0.4
	GREVENA	371	7,962,109	0.1
	KASTORIA	461	13,551,275	0.1
	FLORINA	538	13,020,318	0.1
IPEIROS	IOANNINA	1,760	95,622,386	0.9
	ARTA	665	18,422,882	0.2
	THESPROTIA	794	37,456,347	0.3
	PREVEZA	1,327	58,810,882	0.5
THESSALIA	LARISSA	2,036	87,935,926	0.8
	KARDITSA	1,003	24,432,679	0.2
	MAGNISSIA	2,032	103,511,590	1.0
	SPORADES	1,150	70,700,520	0.7
	TRIKALA	1,234	45,628,644	0.4
STEREA ELLADA	FTHIOTIDA	1,343	49,617,303	0.5
	VIOTIA	926	36,256,314	0.3
	EVIA	2,661	107,826,479	1.0
	EVRYTANIA	290	6,132,857	0.1
	FOKIDA	544	20,382,301	0.2
IONIA NISIA	KERKYRA	4,223	357,423,143	3.3
	ZAKYNTHOS	1,867	179,579,026	1.7
	ITHAKI	165	4,966,595	0.0
	KEFALLINIA	1,298	74,432,864	0.7
	LEFKADA	1,435	68,801,879	0.6
DYTIKI ELLADA	ACHAIA	2,318	129,968,663	1.2
	ETOLOAKARNANIA	2,027	65,016,304	0.6
	ILIA	1,454	52,149,352	0.5

Table 1: Annual turnover of enterprises in total, in the Accommodation and Food and Beverage Service Activities (divisions 55 and 56 of NACE Rev. 2 classification), per Region and Regional Unit, 2021 (continued)

REGION	REGIONAL UNIT	ACCOMMODATION AND FOOD AND BEVERAGE SERVICE ACTIVITIES (AGGREGATED DATA)		
		NUMBER OF ENTERPRISES	TURNOVER 2021 (in €)	SHARE (%) IN THE TOTAL TURNOVER
PELOPONNISOS	ARKADIA	1,004	36,125,770	0.3
	ARGOLIDA	1,241	86,095,965	0.8
	KORINTHIA	1,388	90,632,629	0.8
	LAKONIA	1,211	59,337,894	0.5
	MESSINIA	2,181	119,932,352	1.1
ATTIKI	ATTIKI (*)	20,547	3,422,736,254	31.6
VOREIO AIGAIO	LESVOS	1,281	55,446,817	0.5
	IKARIA	336	6,632,675	0.1
	LIMNOS	295	11,461,218	0.1
	SAMOS	833	48,834,831	0.5
	CHIOS	629	34,682,815	0.3
NOTIO AIGAIO	SYROS	403	34,281,756	0.3
	ANDROS	286	14,887,871	0.1
	THIRA	2,047	396,784,443	3.7
	KALYMNOS	833	28,821,759	0.3
	KARPATOS	431	22,994,946	0.2
	KEA-KYTHNOS	243	13,515,819	0.1
	KOS	1,122	229,723,651	2.1
	MILOS	834	62,553,465	0.6
	MYKONOS	778	292,028,925	2.7
	NAXOS	1,163	79,316,175	0.7
	PAROS	973	95,672,916	0.9
	RODOS	2,839	713,429,247	6.6
	TINOS	354	20,743,667	0.2
	KRITI	IRAKLIO	3,641	636,659,945
LASSITHI		1,428	263,136,005	2.4
RETHYMNO		1,717	250,420,196	2.3
CHANIA		3,399	388,457,085	3.6
Total		110,327	10,843,491,844	

(*) Attiki corresponds to the Region and includes all Regional Units that are part of it.

Note:

The Regional Units with a contribution to the total turnover of the year 2021, per division, greater than 1.0% are highlighted in bold.

Table 2: Turnover of enterprises, obliged to double-entry bookkeeping, in total, in the Accommodation and Food and Beverage Service Activities (divisions 55 and 56 of NACE Rev. 2 classification), in Accommodation Activities (division 55 of NACE Rev. 2 classification) and in Food and Beverage Service Activities (division 56 of NACE Rev. 2 classification)

ECONOMIC ACTIVITY		TURNOVER (in €)				RATE OF CHANGE (%)	
Division NACE Rev.2	Description	April 2021	May 2021	April 2022	May 2022	April 2022/2021	May 2022/2021
55 and 56	Accommodation and Food and Beverage Service Activities (aggregated data)	99,674,382	214,633,710	371,355,530	734,004,704	272.6	242.0
55	Accommodation	35,880,264	105,780,741	221,978,672	554,879,061	518.7	424.6
56	Food and Beverage Service Activities	63,794,118	108,852,969	149,376,858	179,125,643	134.2	64.6

Table 3: Turnover of enterprises, obliged to double-entry bookkeeping, in total, in the Accommodation and Food and Beverage Service Activities (divisions 55 and 56 of NACE Rev. 2 classification), per Region and Regional Unit

REGION	REGIONAL UNIT	TURNOVER (in €)				RATE OF CHANGE (%)	
		April 2021	May 2021	April 2022	May 2022	April 2022/2021	May 2022/2021
ANATOLIKI MAKEDONIA THRAKI	RODOPI	434,551	638,461	(**)	(**)	(**)	(**)
	DRAMA	130,725	218,928	279,792	338,462	114.0	54.6
	EVROS	427,500	627,042	823,167	1,012,952	92.6	61.5
	THASSOS	68,609	252,533	198,923	1,446,275	189.9	472.7
	KAVALA	198,092	490,734	863,885	1,148,959	336.1	134.1
	XANTHI	355,227	423,073	477,883	607,171	34.5	43.5
KENTRIKI MAKEDONIA	THESSALONIKI	8,926,389	20,399,591	32,797,614	58,656,860	267.4	187.5
	IMATHIA	509,605	572,995	719,215	951,332	41.1	66.0
	KILKIS	87,751	87,697	205,987	320,010	134.7	264.9
	PELLA	209,841	771,193	404,679	(**)	92.9	(**)
	PIERIA	386,356	1,551,791	2,404,259	3,372,487	522.3	117.3
	SERRES	266,365	367,724	669,771	610,840	151.4	66.1
DYTIKI MAKEDONIA	CHALKIDIKI	477,875	2,207,478	3,083,376	7,870,117	545.2	256.5
	KOZANI	285,093	463,985	808,240	1,174,528	183.5	153.1
	GREVENA	125,480	82,847	(**)	(**)	(**)	(**)
	KASTORIA	5,351	54,767	275,991	538,740	5,057.3	883.7
IPEIROS	FLORINA	70,818	80,989	173,995	180,085	145.7	122.4
	IOANNINA	506,117	2,150,923	2,901,885	2,563,454	473.4	19.2
	ARTA	55,309	94,257	167,192	156,979	202.3	66.5
	THESPROTIA	172,213	204,471	293,794	689,130	70.6	237.0
THESSALIA	PREVEZA	58,178	278,943	350,814	1,556,634	503.0	458.0
	LARISSA	495,795	1,499,759	1,474,013	1,688,346	197.3	12.6
	KARDITSA	77,035	150,124	511,897	458,213	564.5	205.2
	MAGNISSIA	404,752	1,159,676	2,664,198	2,622,803	558.2	126.2
	SPORADES	(**)	370,802	660,011	3,118,209	(**)	740.9
STEREA ELLADA	TRIKALA	206,098	278,845	801,201	890,256	288.7	219.3
	FTHIOTIDA	76,324	140,850	510,690	519,141	569.1	268.6
	VIOTIA	198,759	174,772	368,920	334,884	85.6	91.6
	EVIA	1,227,926	1,780,213	2,596,654	2,794,353	111.5	57.0
	EVRYTANIA	1,265	33,470	124,671	136,299	9,753.8	307.2
	FOKIDA	7,608	36,610	452,531	293,951	5,848.2	702.9

Table 3: Turnover of enterprises, obliged to double-entry bookkeeping, in total, in the Accommodation and Food and Beverage Service Activities (divisions 55 and 56 of NACE Rev. 2 classification), per Region and Regional Unit (continued)

REGION	REGIONAL UNIT	TURNOVER (in €)				RATE OF CHANGE (%)	
		April 2021	May 2021	April 2022	May 2022	April 2022/2021	May 2022/2021
IONIA NISIA	KERKYRA	1,293,276	2,843,080	7,791,483	23,007,113	502.5	709.2
	ZAKYNTHOS	379,343	1,177,723	1,878,040	14,400,229	395.1	1,122.7
	ITHAKI	(***)	(***)	(***)	(***)	(***)	(***)
	KEFALLINIA	346,729	388,265	742,927	3,188,169	114.3	721.1
	LEFKADA	165,709	224,069	314,770	1,102,716	90.0	392.1
DYTIKI ELLADA	ACHAIA	940,866	1,690,905	2,411,202	3,281,927	156.3	94.1
	ETOLOAKARNANIA	591,887	982,022	1,558,202	1,724,900	163.3	75.6
	ILIA	1,100,548	449,355	1,439,025	1,512,877	30.8	236.7
PELOPONNISOS	ARKADIA	38,802	48,402	121,126	129,210	212.2	167.0
	ARGOLIDA	185,279	590,321	1,499,500	1,779,992	709.3	201.5
	KORINTHIA	975,306	1,769,716	(**)	2,569,254	(**)	45.2
	LAKONIA	42,476	365,301	635,194	996,713	1,395.4	172.8
	MESSINIA	529,374	1,108,894	2,704,945	3,694,483	411.0	233.2
ATTIKI	ATTIKI (*)	61,074,887	115,464,218	191,169,463	286,082,850	213.0	147.8
VOREIO AIGAIO	LESVOS	913,649	(**)	(**)	(**)	(**)	(**)
	IKARIA	4,500	8,248	11,420	30,513	153.8	269.9
	LIMNOS	(**)	(**)	(**)	(**)	(**)	(**)
	SAMOS	387,508	387,175	539,105	2,259,729	39.1	483.6
	CHIOS	180,001	204,784	218,934	300,948	21.6	47.0
NOTIO AIGAIO	SYROS	182,202	212,022	499,013	540,338	173.9	154.9
	ANDROS	10,590	23,851	55,636	126,565	425.4	430.6
	THIRA	(**)	4,847,979	11,165,471	29,323,206	(**)	504.9
	KALYMNOS	36,328	46,310	125,505	330,893	245.5	614.5
	KARPATHOS	59,058	113,792	166,280	999,694	181.6	778.5
	KEA-KYTHNOS	21,246	76,050	97,374	208,604	358.3	174.3
	KOS	496,106	3,001,647	3,576,911	22,741,247	621.0	657.6
	MILOS	43,931	121,111	114,147	604,663	159.8	399.3
	MYKONOS	471,631	2,745,316	5,033,699	20,672,129	967.3	653.0
	NAXOS	(**)	155,647	504,384	1,368,656	(**)	779.3
	PAROS	119,708	516,140	718,931	1,424,816	500.6	176.1
	RODOS	1,690,603	9,469,767	19,317,786	77,530,894	1,042.7	718.7
	TINOS	38,966	63,620	92,873	151,734	138.3	138.5
KRITI	IRAKLIO	2,863,998	11,458,701	23,153,763	56,740,094	708.4	395.2
	LASSITHI	(**)	(**)	7,889,539	19,982,304	(**)	(**)
	RETHYMNO	1,136,957	3,171,675	9,322,737	20,660,532	720.0	551.4
	CHANIA	2,936,091	5,091,996	14,841,519	35,593,525	405.5	599.0
Total		99,674,382	214,633,710	371,355,530	734,004,704	272.6	242.0

(*) Attiki corresponds to the Region and includes all Regional Units that are part of it.

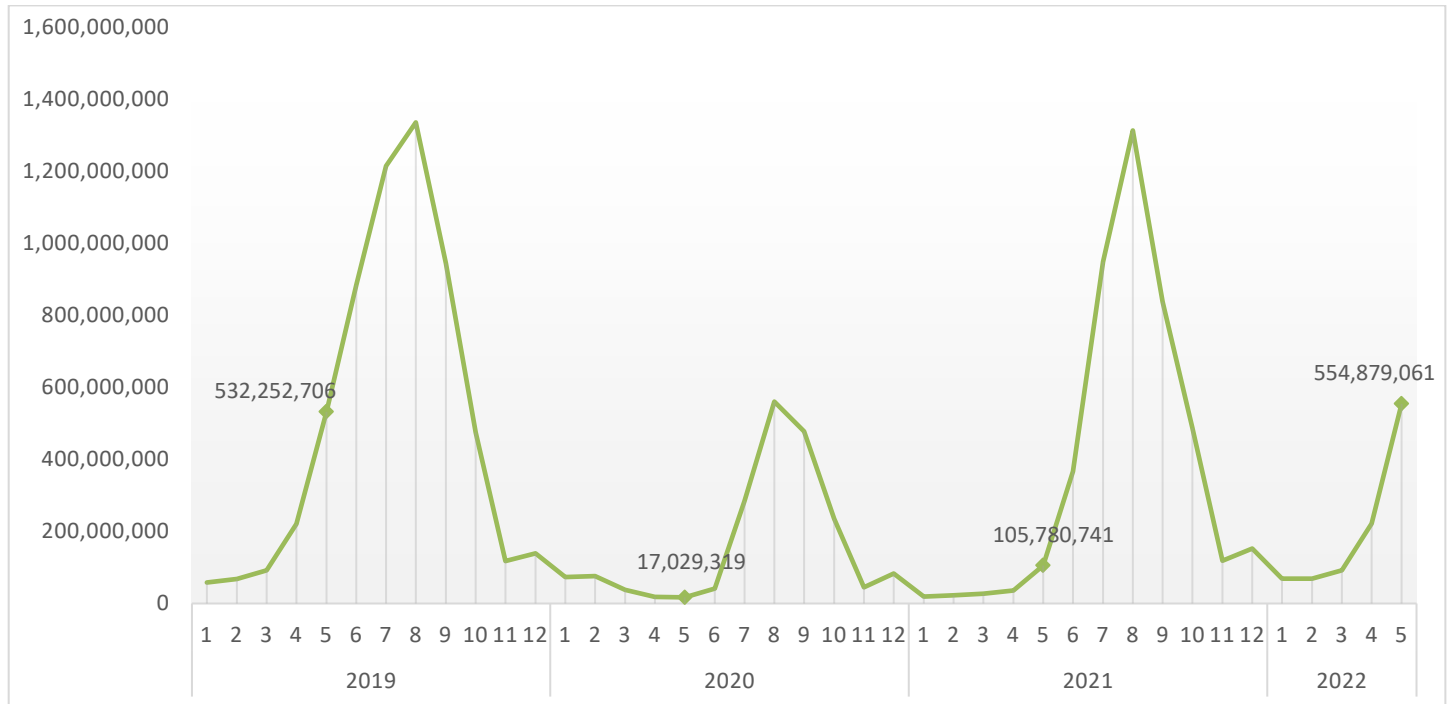
(**) Extraordinary transactions were recorded in the data. Therefore, they are not published as they are not comparable.

(***) The data are not disclosed for statistical confidentiality reasons regarding the protection of the identity of the reporting enterprises.

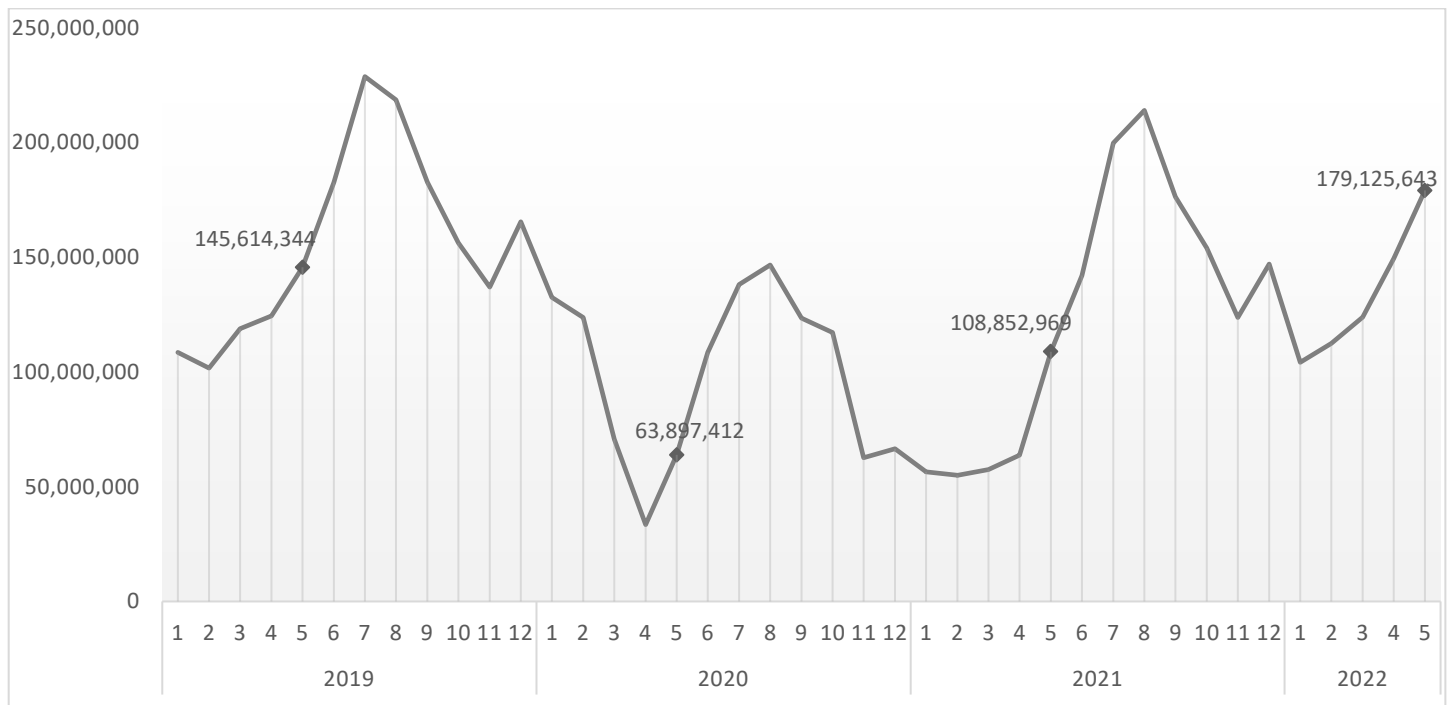
Note:

Enterprises with single-entry accounting bookkeeping are obliged to submit data to tax authorities on a quarterly basis while enterprises with double-entry accounting bookkeeping are obliged to submit data on a monthly basis. Therefore, for the total of enterprises data are available only on a quarterly basis.

Graph 1: Turnover (in €) of enterprises obliged to double-entry bookkeeping in the Accommodation (division 55 of NACE Rev. 2 classification)



Graph 2: Turnover (in €) of enterprises obliged to double-entry bookkeeping in the Food and Beverage Service Activities (division 56 of NACE Rev. 2 classification)



METHODOLOGICAL NOTES

Generally The statistical data presented in this Press Release have been compiled on the basis of the linking and processing of primary data from the following sources:

- The final Statistical Business Register of ELSTAT of the reference year 2019.
- Administrative transactions files (tax etc) of the reference years 2019, 2020, 2021 and 2022.

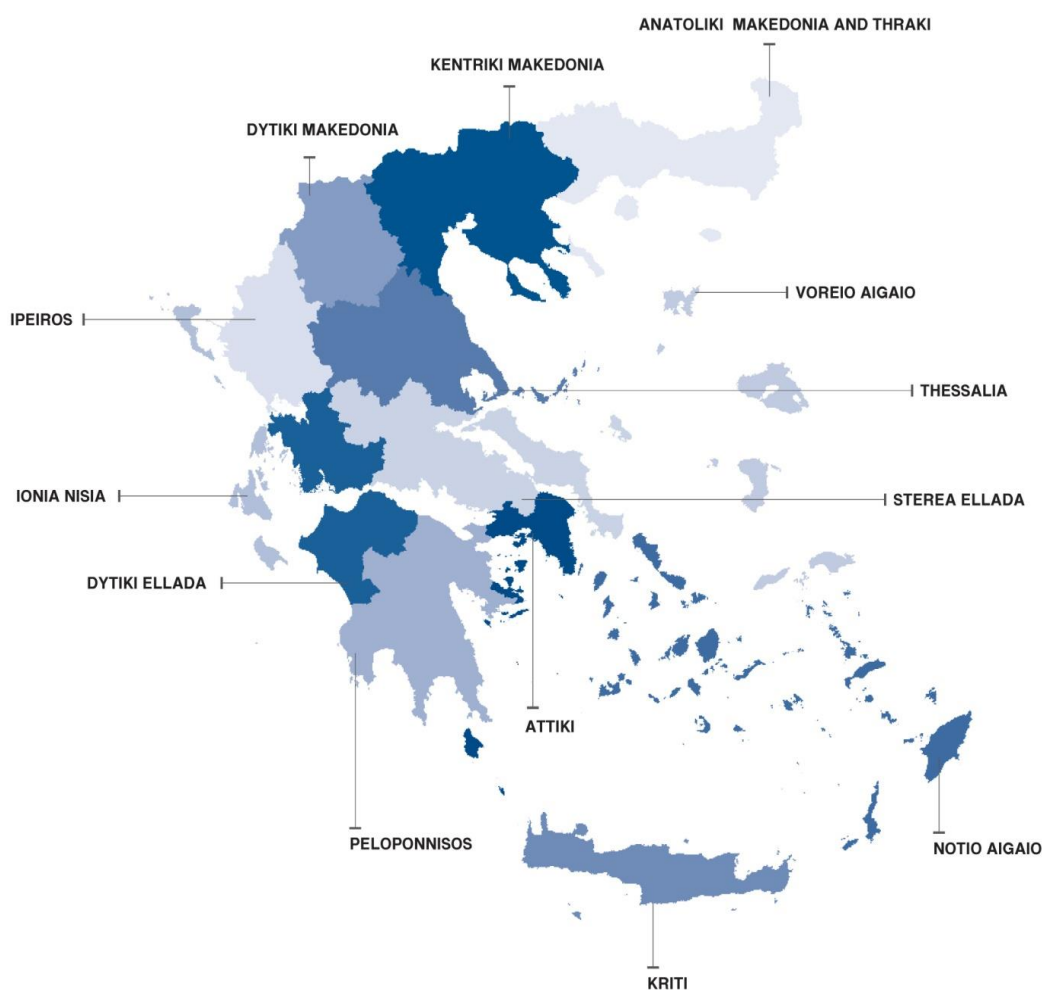
In particular the following primary data have been used per source:

- Active enterprises and the economic activity class from the final Statistical Business Register of the reference year 2019.
- Income data from administrative transaction files of the years 2019, 2020, 2021 and 2022.

It is noted that the geographical classification of enterprises is based on the location of the enterprise's headquarters.

Statistical classifications For the economic activities the European statistical classification of economic activities NACE Rev.2 is used.

Map of the 13 Regions (NUTS 2) of Greece



Reference Period May 2022.

Statistical unit The statistical unit is the legal unit (distinct Tax Identification Numbers (TIN)).

Comparability The announced statistical data are comparable with the data of the final Statistical Business Register of ELSTAT of the reference year 2019 (relevant link from the webpage of ELSTAT where tables and information on the methodology applied are provided [Statistical Business Register](#)).

References Analytical tables are available under ELSTAT's website (www.statistics.gr) at the following link: <https://www.statistics.gr/en/statistics/-/publication/SBR03/->