



PRESS RELEASE

EVOLUTION OF TURNOVER OF ENTERPRISES UNDER SUSPENSION OF OPERATION DUE TO THE PANDEMIC OF THE CORONA VIRUS DISEASE 2019 (COVID-19)

MARCH – 1ST QUARTER 2022

The Hellenic Statistical Authority (ELSTAT) announces data on the evolution of turnover of the enterprises that were under suspension of operation in March 2020, on the basis of state order, due to the pandemic of the corona virus disease 2019 (COVID-19) (corresponding link, available only in Greek, [KAD of closed enterprises](#)).

Moreover, additional discrete data are announced for the enterprises that were under suspension of operation in November 2020, on the basis of state order, for the limitation of the dispersion of the corona virus (COVID-19) (corresponding links, available only in Greek, [Government Gazette B’/4899/06.11.2020](#) and [List of KAD under suspension of operation](#)).

The current publication is a sequel of the relevant Press Releases published by ELSTAT ([PR link](#)), incorporating the most recent data on turnover from Administrative Sources for **March and 1st quarter 2022**. Similar publications have been scheduled and are issued on a monthly basis, during the whole period in which the recording of the impact of COVID-19 on the performance of Greek enterprises that were under suspension of operation in the framework of the confinement measures remains relevant and warranted.

In addition, tables and graphs presenting aggregated turnover data for all enterprises and sectors of the economy throughout the period under review have been incorporated, as a comparative basis for the assessment of the effects of COVID-19 pandemic, in terms of turnover rates of change, in total and by sector.

The purpose served by these publications is to both monitor and present the evolution of the basic economic concept of interest (turnover from Administrative Sources) for the enterprises under suspension of operation, in distinct periods ranging from the beginning of the year 2020, as well as in the years 2021 and 2022, during the periods of the implementation of the confinement measures and during the periods of the gradual lifting of these measures, as well as in comparison with the corresponding months of each previous year.

The published data can on the one hand highlight, which enterprises suffer more in terms of turnover decrease during the implementation periods of the confinement measures and on the other hand the relative speed at which enterprises recovered upon the gradual lifting of these measures.

Moreover, on the basis of the published data, it can be concluded from the supply side, which enterprises responded – adapted faster to the lifting of the confinement measures and to the operation under the newly imposed conditions due to the pandemic. In parallel, from the demand side, useful conclusions can be drawn indirectly as regards the enterprises that were chosen in priority and more massively by the consumers (natural persons and enterprises) during the periods of the lifting of the confinement measures, in order to satisfy their basic and other needs.

Starting from the current press release, an updated framework for the determination of enterprises under suspension of operation and of the total of enterprises in the Greek Economy is used, which occurs from the linking at micro-data level of administrative registers of enterprises, of the reference year 2020, administrative transactions files of the reference years 2019, 2020, 2021 and 2022 and of the final Statistical Business Register, of the reference year 2019, that provides a standardized set of data, harmonized with European classifications.

ELSTAT also informs users that from the forthcoming Press Release, which is scheduled to be announced on June 14, 2022, for the month of April 2022, data will be published only for the total of enterprises for all sectors of the economy and not for the enterprises that were under suspension of operation. Accordingly, the title of the Press Release will be henceforth “Evolution of turnover of Greek Enterprises”.

Information on methodological issues:

Business Statistics Division

Registers and Big Enterprises Section

Head of Section: Adamantia Georgostathi

Tel.: +30 213 135 2043

e-mail: a.georgostathi@statistics.gr

Information on data provision:

Tel.: +30 213 135 2022, 2308, 2310

E-mail: data.dissem@statistics.gr

More specifically,

The number of enterprises under suspension of operation in March 2020, according to the updated determination framework¹ amounted to 223,371 enterprises, which corresponds to 15.7% of the Total of Enterprises in the Greek Economy. The biggest percentage of the enterprises under suspension was recorded in section Education (91.7%) followed by section of Accommodation and Food Service Activities (88.3%). The corresponding smallest percentages were recorded in section Professional, Scientific and Technical Activities (0.2%) and in section Information and Communication (1.1%). In the following sections of economic activity there are no enterprises under obligatory suspension of operation (Table 1):

- Agriculture, Forestry and Fishing
- Mining and Quarrying
- Manufacturing
- Electricity, Gas, Steam and Air Conditioning Supply
- Water Supply, Sewerage, Waste Management and Remediation Activities
- Construction
- Transportation and Storage
- Financial and Insurance Activities
- Real Estate Activities
- Public Administration and Defense; Compulsory Social Security.

Concerning the enterprises and the activities of the economy as a whole, the turnover in the first quarter 2022 amounted to 88,283,509 thousand euro, recording an increase of 33.5% in comparison with the first quarter 2021, when the respective turnover was 66,112,030 thousand euro. The biggest increase in turnover in the first quarter 2022 compared with the first quarter 2021 was recorded from the enterprises of the section Arts, Entertainment and Recreation, per 315.1%, while the smallest increase in turnover per 5.3% was recorded from the enterprises of the section Information and Communication (Table 2a).

For the enterprises of the economy as a whole, obliged to double-entry accounting bookkeeping, for which data are available on a monthly basis, the turnover in March 2022 amounted to 28,419,568 thousand euro, recording an increase of 41.0% in comparison with March 2021, when the respective turnover was 20,153,060 thousand euro. The biggest increase in turnover in March 2022 compared with March 2021 was recorded from the enterprises of the section Arts, Entertainment and Recreation per 376.5%, while the smallest increase in turnover was recorded from the enterprises of the section Human Health and Social Work Activities per 0.1% (Table 2b).

From the 223,371 enterprises that were under suspension of operation in March 2021, the turnover in the first quarter 2022 amounted to 5,305,441 thousand euro, recording an increase of 83.2% in comparison with the first quarter 2021, when the respective turnover was 2,895,763 thousand euro. The biggest increase in turnover in the first quarter 2022 compared with the first quarter 2021 was recorded from the enterprises of the activity class Motion picture, video and television program production, sound recording and music publishing activities per 876.5%. The smallest increase in turnover in the first quarter 2022 compared with the first quarter 2021 was recorded from the enterprises of the activity class Rental and leasing activities per 18.4%, while a decrease was recorded from the enterprises of the activity class Architectural and engineering activities; technical testing and analysis per 1.8% (Table 3a).

¹ **Updated determination framework:** occurs from the linking at micro-data level of administrative registers of enterprises, of the reference year 2020, administrative transactions files of the reference years 2019, 2020, 2021 and 2022 and of the final Statistical Business Register, of the reference year 2019, that provides a standardized set of data, harmonized with European classifications.

For **the enterprises under suspension of operation in March 2021, obliged to double-entry accounting bookkeeping**, for which data are available on monthly basis, the turnover in March 2022 amounted to 1,187,622 thousand euro, recording an increase of 131.2% in comparison with March 2021, when the respective turnover was 513,733 thousand euro. The biggest increase in turnover in March 2022 compared with March 2021 was recorded from the enterprises in the activity class Motion picture, video and television program production, sound recording and music publishing activities per 1,752.5%. The smallest increase in turnover in March 2022 compared with March 2021 was recorded from the enterprises of the activity class Rental and leasing activities per 18.6%, while the biggest decrease was recorded from the enterprises of the activity class Architectural and engineering activities; technical testing and analysis per 9.6% (Table 3b).

Table 1. Number of Enterprises in the Greek Economy (final Statistical Business Register, year 2019) and number of Enterprises Under Suspension of Operation in March 2020 and November 2020, per section of Economic Activity (NACE Rev. 2)

ECONOMIC ACTIVITY		NUMBER OF ENTERPRISES			SHARE OF ENTERPRISES (%)	
Code NACE Rev.2	Description	Total	Under Suspension of Operation		Under Suspension of Operation	
			March 2020	November 2020	March 2020	November 2020
A	Agriculture, Forestry and Fishing	536,763				
B	Mining and Quarrying	604				
C	Manufacturing	57,903				
D	Electricity, Gas, Steam and Air Conditioning Supply	8,219				
E	Water Supply, Sewerage, Waste Management and Remediation Activities	1,963				
F	Construction	61,913				
G	Wholesale and Retail Trade; Repair of Motor Vehicles and Motorcycles	230,782	66,228	68,987	28.7	29.9
H	Transportation and Storage	61,145				
I	Accommodation and Food Service Activities	110,330	97,399	70,916	88.3	64.3
J	Information and Communication	17,097	188	191	1.1	1.1
K	Financial and Insurance Activities	17,032				
L	Real Estate Activities	10,773				
M	Professional, Scientific and Technical Activities	138,661	330	296	0.2	0.2
N	Administrative and Support Service Activities	21,779	2,436	3,009	11.2	13.8
O	Public Administration and Defense; Compulsory Social Security	1,088				
P	Education	21,695	19,887	18,159	91.7	83.7
Q	Human Health and Social Work Activities	58,515	1,428	2,047	2.4	3.5
R	Arts, Entertainment and Recreation	21,343	14,597	16,472	68.4	77.2
S	Other Service Activities	40,411	20,878	21,064	51.7	52.1
W	Unknown Activity	9,108				
Total		1,427,124	223,371	201,141	15.7	14.1

Table 2a. Turnover (in thousand €), from Administrative Sources, for the Total of Enterprises in the Greek Economy (final Statistical Business Register, year 2019), obliged to double-entry accounting bookkeeping, per section of Economic Activity (NACE Rev. 2)

ECONOMIC ACTIVITY		TURNOVER (in thousand €)				RATE OF CHANGE (%)	
Code NACE Rev.2	Description	4 th Quarter 2020	1 st Quarter 2021	4 th Quarter 2021	1 st Quarter 2022	4 th Quarter 2021/2020	1 st Quarter 2022/2021
A	Agriculture, Forestry and Fishing	2,646,552	1,583,050	2,957,837	1,745,876	11.8	10.3
B	Mining and Quarrying	234,885	174,499	234,980	188,293	0.0	7.9
C	Manufacturing	15,155,242	14,810,218	20,473,943	17,277,084	35.1	16.7
D	Electricity, Gas, Steam and Air Conditioning Supply	5,234,413	4,909,053	(**)	(**)	(**)	(**)
E	Water Supply, Sewerage, Waste Management and Remediation Activities	562,332	461,190	639,637	557,764	13.7	20.9
F	Construction	3,477,296	1,781,686	3,852,010	2,052,169	10.8	15.2
G	Wholesale and Retail Trade; Repair of Motor Vehicles and Motorcycles	32,132,498	29,226,563	38,704,111	35,725,917	20.5	22.2
H	Transportation and Storage	3,360,450	2,756,924	5,102,376	4,071,411	51.8	47.7
I	Accommodation and Food Service Activities	1,279,718	598,629	2,318,820	1,400,316	81.2	133.9
J	Information and Communication	3,288,003	2,690,182	3,570,669	2,832,350	8.6	5.3
K	Financial and Insurance Activities	2,611,336	2,335,767	(**)	(**)	(**)	(**)
L	Real Estate Activities	552,641	305,360	576,013	530,886	4.2	73.9
M	Professional, Scientific and Technical Activities	3,386,992	2,170,724	4,009,132	2,576,060	18.4	18.7
N	Administrative and Support Service Activities	1,330,516	1,031,455	1,658,018	1,234,881	24.6	19.7
O	Public Administration and Defense; Compulsory Social Security	147,178	93,174	156,027	(**)	6.0	(**)
P	Education	116,182	61,841	139,585	97,431	20.1	57.6
Q	Human Health and Social Work Activities	644,709	562,617	751,356	595,762	16.5	5.9
R	Arts, Entertainment and Recreation	811,691	331,743	1,530,248	1,376,948	88.5	315.1
S	Other Service Activities	328,334	226,059	403,404	281,222	22.9	24.4
W	Unknown Activity	3,432	1,296	2,020	1,579	-41.1	21.8
Total		77,304,400	66,112,030	100,967,883	88,283,509	30.6	33.5

(**) Extraordinary transactions were recorded in the data. Therefore, they are not published as they are not comparable.

Note:
Enterprises with single-entry accounting bookkeeping are obliged to submit data to tax authorities on a quarterly basis, while enterprises with double-entry accounting bookkeeping are obliged to submit data on a monthly basis. Therefore, for the total of enterprises, data are available only on a quarterly basis.

Table 2b. Turnover (in thousand €), from Administrative Sources, for the Total of Enterprises in the Greek Economy (final Statistical Business Register, year 2019), obliged to double-entry accounting bookkeeping, per section of Economic Activity (NACE Rev. 2)

ECONOMIC ACTIVITY		TURNOVER (in thousand €)				RATE OF CHANGE (%)	
Code NACE Rev.2	Description	February 2021	March 2021	February 2022	March 2022	February 2022/2021	March 2022/2021
A	Agriculture, Forestry and Fishing	184,428	253,662	211,763	280,799	14.8	10.7
B	Mining and Quarrying	49,146	69,084	62,899	71,620	28.0	3.7
C	Manufacturing	4,541,288	5,426,179	5,058,956	6,526,739	11.4	20.3
D	Electricity, Gas, Steam and Air Conditioning Supply	1,629,411	(**)	(**)	(**)	(**)	(**)
E	Water Supply, Sewerage, Waste Management and Remediation Activities	144,490	167,847	169,545	202,439	17.3	20.6
F	Construction	376,509	554,715	512,950	660,094	36.2	19.0
G	Wholesale and Retail Trade; Repair of Motor Vehicles and Motorcycles	6,907,654	8,087,401	9,276,350	10,572,231	34.3	30.7
H	Transportation and Storage	676,669	798,545	1,055,613	1,226,561	56.0	53.6
I	Accommodation and Food Service Activities	77,697	84,525	181,833	215,780	134.0	155.3
J	Information and Communication	779,604	945,058	848,008	985,142	8.8	4.2
K	Financial and Insurance Activities	881,619	(**)	(**)	(**)	(**)	(**)
L	Real Estate Activities	81,762	121,985	141,824	239,512	73.5	96.3
M	Professional, Scientific and Technical Activities	441,971	616,862	570,131	638,231	29.0	3.5
N	Administrative and Support Service Activities	296,498	328,285	348,950	395,293	17.7	20.4
O	Public Administration and Defense; Compulsory Social Security	22,890	23,469	(**)	26,716	(**)	13.8
P	Education	10,148	16,492	18,651	22,091	83.8	33.9
Q	Human Health and Social Work Activities	158,115	173,157	172,457	173,408	9.1	0.1
R	Arts, Entertainment and Recreation	149,150	88,625	428,902	422,287	187.6	376.5
S	Other Service Activities	33,056	35,121	38,119	40,809	15.3	16.2
W	Unknown Activity	43	39	99	198	130.2	407.7
Total		17,442,148	20,153,060	24,403,192	28,419,568	39.9	41.0

(**) Extraordinary transactions were recorded in the data. Therefore, they are not published as they are not comparable.

Table 3a. Turnover (in thousand €) from Administrative Sources for the Total of Enterprises under Suspension of Operation in March 2020, per Economic Activity Class (NACE Rev. 2)

ECONOMIC ACTIVITY		TURNOVER (in thousand €)				RATE OF CHANGE (%)	
Code NACE Rev. 2	Description	4 th Quarter 2020	1 st Quarter 2021	4 th Quarter 2021	1 st Quarter 2022	4 th Quarter 2021/2020	1 st Quarter 2022/2021
47	Retail trade, except of motor vehicles and motorcycles	2,526,484	1,844,136	3,681,777	2,319,163	45.7	25.8
55	Accommodation	412,668	86,113	852,881	271,154	106.7	214.9
56	Food and beverage service activities	795,368	467,784	1,362,462	1,059,793	71.3	126.6
59	Motion picture, video and television programme production, sound recording and music publishing activities	2,682	1,225	17,749	11,962	561.8	876.5
71	Architectural and engineering activities; technical testing and analysis	22,175	28,440	33,958	27,914	53.1	-1.8
77	Rental and leasing activities	18,431	13,337	22,163	15,793	20.2	18.4
82	Office administrative, office support and other business support activities	23,698	14,843	71,408	54,009	201.3	263.9
85	Education	112,173	59,384	135,561	95,069	20.8	60.1
88	Social work activities without accommodation	14,368	11,834	14,678	14,614	2.2	23.5
90	Creative, arts and entertainment activities	44,523	24,653	59,350	42,659	33.3	73.0
91	Libraries, archives, museums and other cultural activities	29,879	13,864	29,380	20,619	-1.7	48.7
92	Gambling and betting activities	550,611	194,443	1,236,386	1,173,492	124.5	503.5
93	Sports activities and amusement and recreation activities	154,891	80,936	161,581	110,929	4.3	37.1
94	Activities of membership organisations	5,291	2,966	8,665	3,956	63.8	33.4
96	Other personal service activities	76,009	51,805	109,839	84,315	44.5	62.8
Total		4,789,251	2,895,763	7,797,838	5,305,441	62.8	83.2

Note:

Enterprises with single-entry accounting bookkeeping are obliged to submit data to tax authorities on a quarterly basis, while enterprises with double-entry accounting bookkeeping are obliged to submit data on a monthly basis. Therefore, for the total of enterprises, data are available only on a quarterly basis.

Table 3b. Turnover (in thousand €), from Administrative Sources, for Enterprises Under Suspension of Operation in March 2020, obliged to double-entry accounting bookkeeping, per Economic Activity Class (NACE Rev. 2)

ECONOMIC ACTIVITY		TURNOVER (in thousand €)				RATE OF CHANGE (%)	
Code NACE Rev. 2	Description	February 2021	March 2021	February 2022	March 2022	February 2022/2021	March 2022/2021
47	Retail trade, except of motor vehicles and motorcycles	350,341	313,297	499,156	508,475	42.5	62.3
55	Accommodation	21,526	25,472	66,366	88,870	208.3	248.9
56	Food and beverage service activities	50,168	51,665	103,548	114,036	106.4	120.7
59	Motion picture, video and television programme production, sound recording and music publishing activities	226	219	2,884	4,057	1,176.1	1752.5
71	Architectural and engineering activities; technical testing and analysis	8,367	8,425	6,908	7,616	-17.4	-9.6
77	Rental and leasing activities	1,233	1,495	1,683	1,773	36.5	18.6
82	Office administrative, office support and other business support activities	2,564	5,169	19,765	16,173	670.9	212.9
85	Education	9,995	16,074	18,482	21,918	84.9	36.4
88	Social work activities without accommodation	4,076	2,792	2,428	4,627	-40.4	65.7
90	Creative, arts and entertainment activities	1,741	10,587	6,649	17,154	281.9	62.0
91	Libraries, archives, museums and other cultural activities	1,202	1,655	2,807	3,117	133.5	88.3
92	Gambling and betting activities	121,664	41,400	387,246	363,252	218.3	777.4
93	Sports activities and amusement and recreation activities	20,192	33,321	29,319	31,579	45.2	-5.2
94	Activities of membership organisations	62	86	158	198	154.8	130.2
96	Other personal service activities	1,813	2,076	3,977	4,777	119.4	130.1
Total		595,170	513.733	1,151,376	1,187,622	93.5	131.2

Table 4a: Turnover (in thousand €), from Administrative Sources, for the Total of Enterprises, which belong to activity classes that were Under Suspension of operation for the first time in November 2020

ECONOMIC ACTIVITY		Number of enterprises under suspension of operation for the first time in November 2020	TURNOVER (in thousand €)				RATE OF CHANGE (%)	
Code NACE Rev. 2	Description		4 th Quarter 2020	1 st Quarter 2021	4 th Quarter 2021	1 st Quarter 2022	4 th Quarter 2021/2020	1 st Quarter 2022/2021
79	Travel agency, tour operator and other reservation service and related activities	51	3,098	625	3,958	2,147	27.8	243.5
86	Human health activities	869	3,893	3,556	4,937	4,184	26.8	17.7

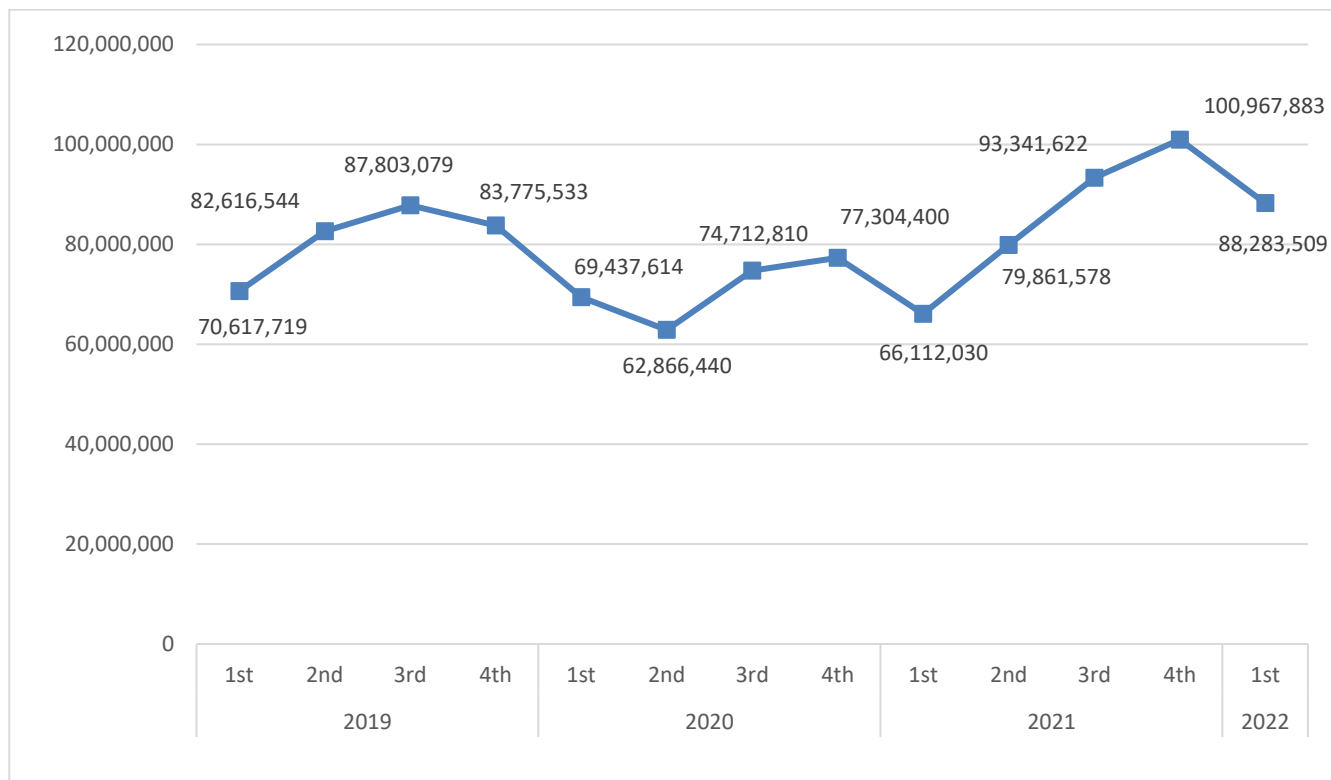
Note:

Enterprises with single-entry accounting bookkeeping are obliged to submit data to tax authorities on a quarterly basis, while enterprises with double-entry accounting bookkeeping are obliged to submit data on a monthly basis. Therefore, for the total of enterprises, data are available only on a quarterly basis.

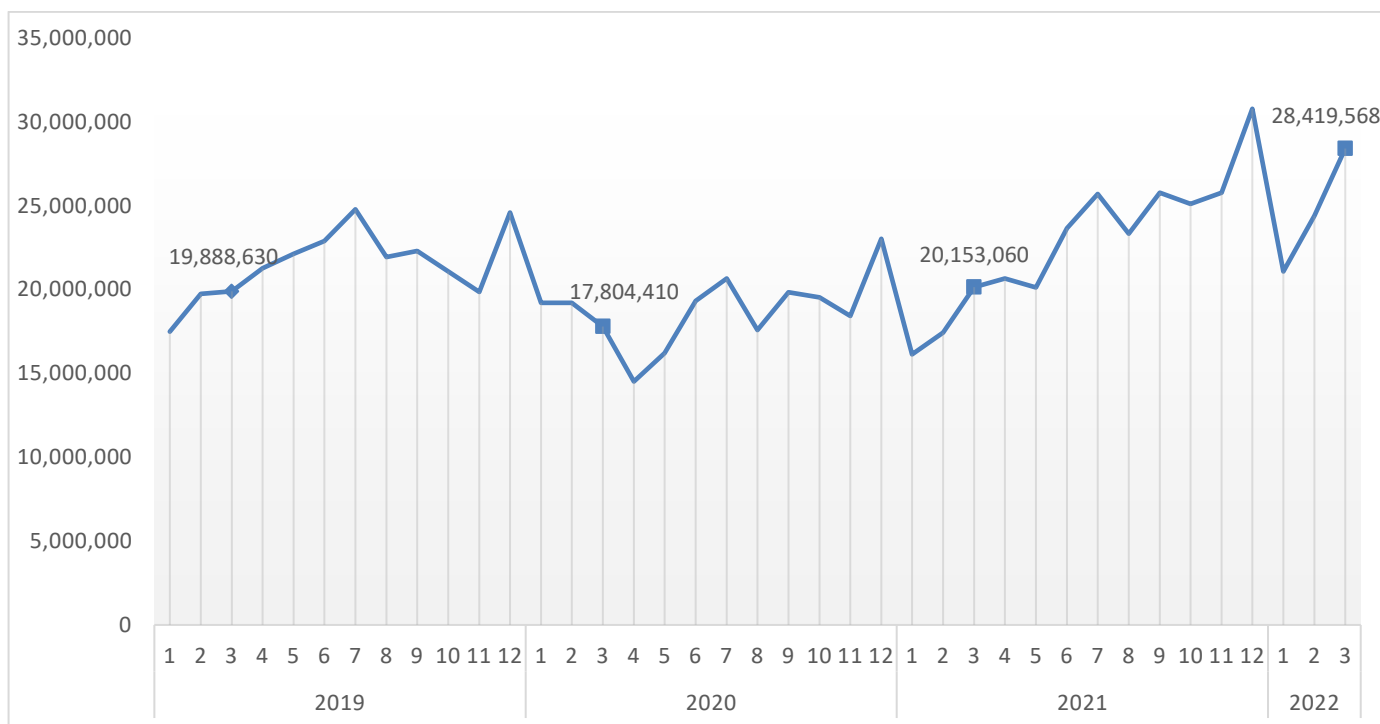
Table 4b: Turnover (in thousand €), from Administrative Sources, for Enterprises obliged to double-entry accounting bookkeeping, which belong to activity classes that were Under Suspension of Operation for the first time in November 2020

ECONOMIC ACTIVITY		TURNOVER (in thousand €)				RATE OF CHANGE (%)	
Code NACE Rev. 2	Description	February 2021	March 2021	February 2022	March 2022	February 2022/2021	March 2022/2021
79	Travel agency, tour operator and other reservation service and related activities	212	187	527	1,269	148.6	578.6
86	Human health activities	314	357	516	424	64.3	18.8

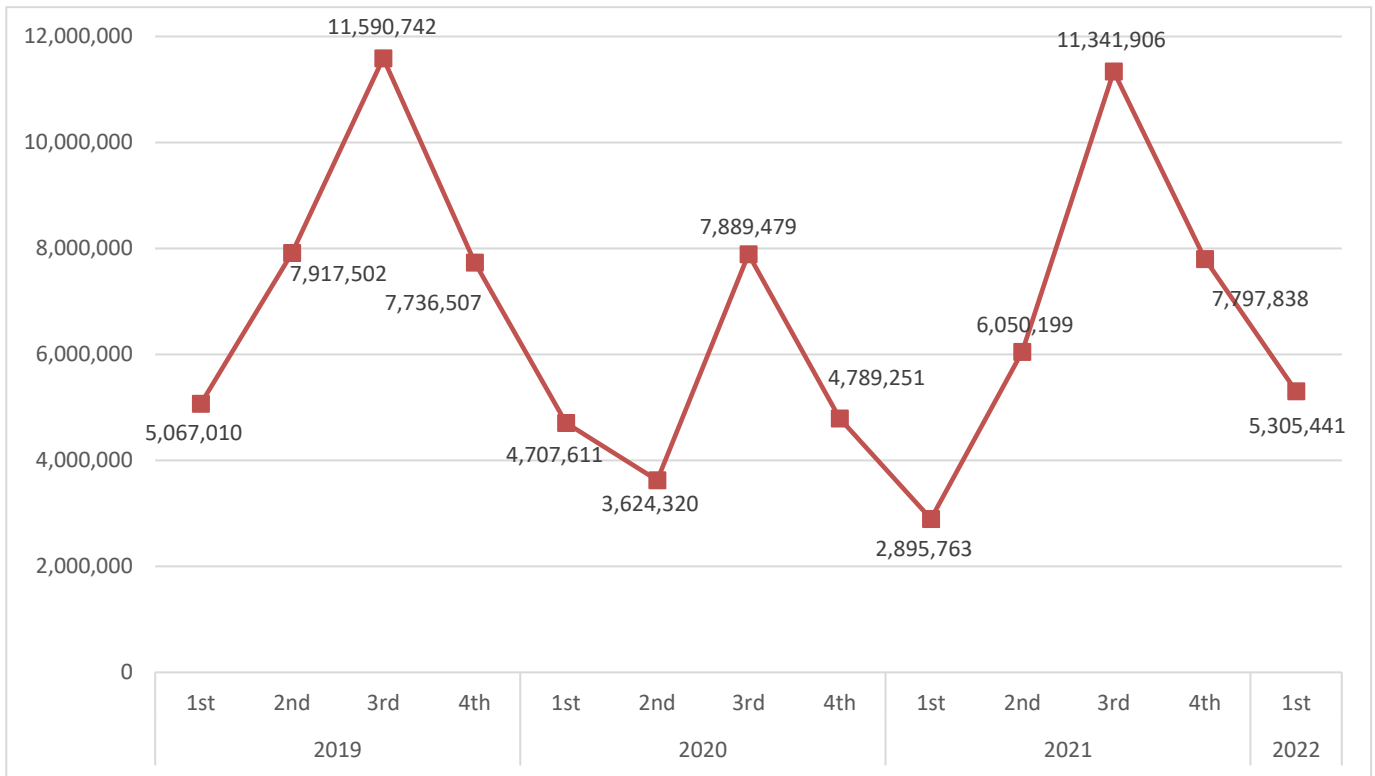
Graph 1. Turnover (in thousand €), for the Total of Enterprises in the Greek Economy



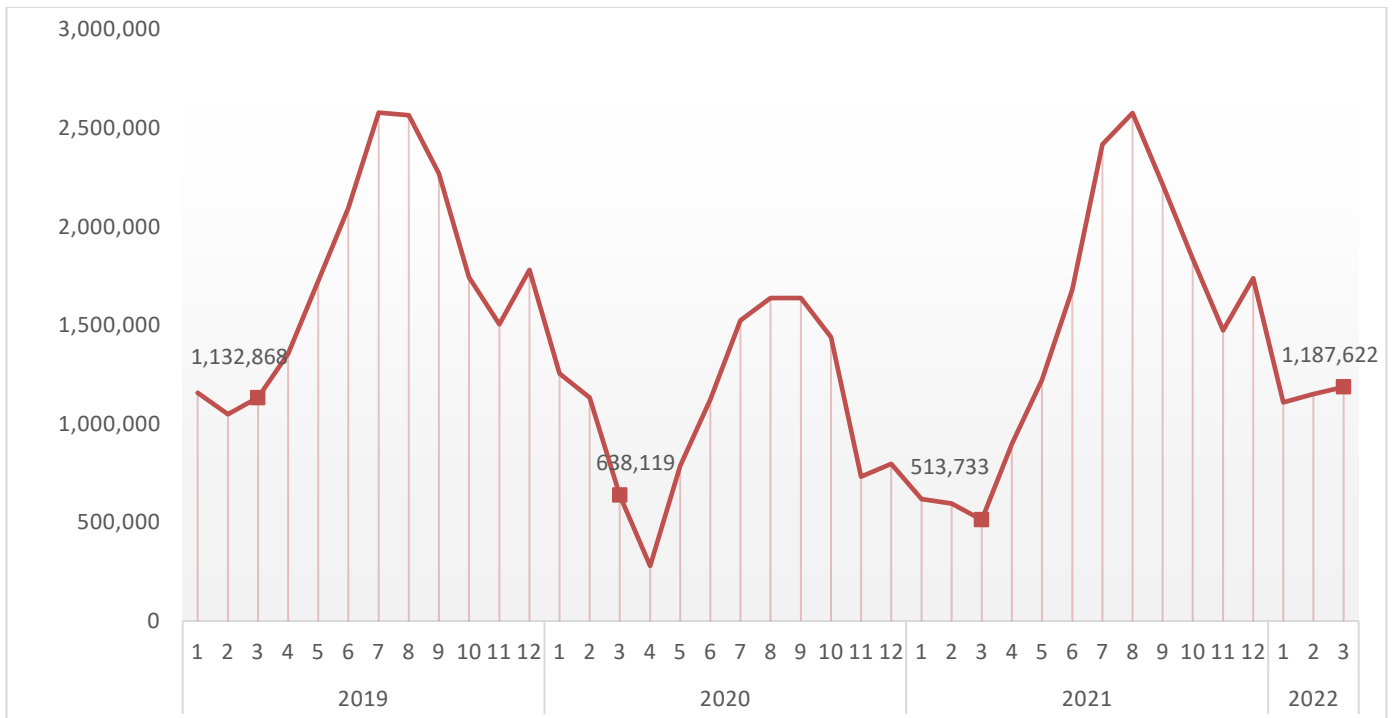
Graph 2. Turnover (in thousand €) only for the Enterprises obliged to double-entry accounting bookkeeping (monthly data submission)



Graph 3. Turnover (in thousand €), for the Total of Enterprises under Suspension of Operation, in March 2020



Graph 4. Turnover (in thousand €) only for the Enterprises under Suspension of Operation in March 2020, obliged to double-entry accounting bookkeeping (monthly data submission)



Generally The present Press Release provides statistical data on enterprises classified in the economic activity classes that were under suspension of operation on the basis of state order in March 2020, due to the pandemic of the corona virus disease 2019 (COVID-19), (relevant link from the Ministry of Finance webpage, available only in Greek, [KAD of closed enterprises](#)).

These statistical data have been compiled on the basis of the linking and processing of primary data from the following sources:

- The final Statistical Business Register of ELSTAT, of the reference year 2019.
- Administrative registers of enterprises, of the reference year 2020.
- Administrative transactions files (tax, etc) of the reference years 2019, 2020, 2021 and 2022.

In particular, the following primary data have been used per source:

- Active enterprises and the economic activity class from the final Statistical Business Register of the reference year 2019.
- The population of legal units (TIN: Tax Identification Number) classified in KAD (Codes of Activity) with temporary suspension of operation, from administrative registers of enterprises, of year 2020.
- Income data from administrative transactions files of the years 2019, 2020, 2021 and 2022.

It has to be noted, that after the process of matching the KAD codes to the classes of the Statistical Classification of Economic Activities (NACE Rev. 2), for which a total (referring to all the underlying activities) or a partial suspension of operation is applied for the enterprises that are classified to them on the basis of state order in March 2020, follows the linking with the data of the final Statistical Business Register of the year 2019, which is the main reference framework for the current Press Release. This linking leads to different results as regards the share of enterprises under suspension of operation per economic activity class NACE Rev.2, (mainly, because there are enterprises that were operating during the whole or part of the year 2019 and they were closed during 2020).

After the application of the same methodology, the number of enterprises that were under suspension of operation in November 2020, on the basis of state order, has been defined (corresponding links, available only in Greek, [Government Gazette B'/4899/06.11.2020](#) and [List of KAD under suspension of operation](#)).

Statistical classifications For the economic activities, the European statistical classification of economic activities [NACE Rev. 2](#) is used. It is noted that an automatic transition from KAD to codes of NACE Rev. 2 classification was applied on the basis of valid correspondence rules.

Reference Period March and 1st quarter 2022.

Statistical unit The statistical unit is the legal unit (distinct TIN).

Comparability The announced statistical data are comparable with the data of the final Statistical Business Register of ELSTAT, of the reference year 2019 (relevant link from the webpage of ELSTAT, where tables and information on the methodology applied are provided [Statistical Business Register](#)).

References Analytical tables are available under ELSTAT's website (www.statistics.gr) at the following link: <https://www.statistics.gr/en/statistics/-/publication/SBR02/>

ANNEX

List of Codes of National Activities (KAD), under suspension of operation in March and November 2020, on the basis of state order, which correspond to part of classes of specific divisions of the Statistical Classification of Economic Activities (NACE Rev. 2)

Statistical Classification of Economic Activities (NACE Rev. 2)		Codes of Activities (KAD) under suspension of operation					
		March 2020			November 2020		
Division	Class	4-digit codes	6-digit, 8-digit codes	Exceptions from 4-digit KAD under suspension of operation	4-digit codes	6-digit, 8-digit codes	Exceptions from 4-digit KAD under suspension of operation
47	4711						
47	4719	4719		47.19.10.01 47.19.10.02	4719		47.19.10.01 47.19.10.02
47	4721						
47	4722						
47	4723						
47	4724						
47	4725						
47	4726						
47	4729						
47	4730						
47	4741	4741			4741		
47	4742	4742			4742		
47	4743	4743			4743		
47	4751	4751			4751		
47	4752	4752			4752		
47	4753	4753			4753		
47	4754	4754			4754		
47	4759	4759			4759		
47	4761	4761			4761		
47	4762		47.62.63			47.62.63	
47	4763	4763			4763		
47	4764	4764			4764		
47	4765	4765			4765		
47	4771	4771			4771		
47	4772	4772			4772		
47	4773						
47	4774						
47	4775	4775		47.75.76.19	4775		47.75.76.19
47	4776	4776		47.76.77.02, 47.76.77.04 47.76.77.05, 47.76.77.06 47.76.77.07, 47.76.77.08 47.76.77.09, 47.76.77.13 47.76.77.14, 47.76.77.15 47.76.77.16, 47.76.77.17 47.76.77.18, 47.76.77.19 47.76.77.20 47.76.78, 47.76.79	4776		47.76.77.02, 47.76.77.04 47.76.77.05, 47.76.77.06 47.76.77.07, 47.76.77.08 47.76.77.09, 47.76.77.13 47.76.77.14, 47.76.77.15 47.76.77.16, 47.76.77.17 47.76.77.18, 47.76.77.19 47.76.77.20 47.76.78, 47.76.79
47	4777	4777			4777		
47	4778	4778		47.78.84, 47.78.85 47.78.87, 47.78.88	4778		47.78.84, 47.78.85 47.78.86.24, 47.78.87 47.78.88
47	4779	4779			4779		
47	4781						
47	4782	4782			4782		
47	4789	4789			4789		
47	4791						
47	4799				4799		47.99.16.01, 47.99.17.01 47.99.21.01, 47.99.24.01 47.99.85

Statistical Classification of Economic Activities (NACE Rev. 2)		Codes of Activities (KAD) under suspension of operation					
		March 2020			November 2020		
Division	Class	4-digit codes	6-digit, 8-digit codes	Exceptions from 4-digit KAD under suspension of operation	4-digit codes	6-digit, 8-digit codes	Exceptions from 4-digit KAD under suspension of operation
55	5510	5510					
55	5520	5520					
55	5530	5530					
55	5590						
56	5610	5610			5610		
56	5621	5621			5621		
56	5629		56.29.20.02 56.29.20.04 56.29.20.05		5629		56.29.20.01
56	5630	5630			5630		
59	5911						
59	5912						
59	5913						
59	5914	5914			5914		
59	5920						
71	7111						
71	7112						
71	7120		71.20.14			71.20.14	
77	7711						
77	7712						
77	7721	7721			7721		
77	7722	7722			7722		
77	7729	7729			7729		
77	7731						
77	7732						
77	7733						
77	7734						
77	7735						
77	7739					77.39.13 77.39.19.03	
77	7740						
79	7911						
79	7912						
79	7990					79.90.32 79.90.39	
82	8211						
82	8219						
82	8220						
82	8230	8230			8230		
82	8291						
82	8292						
82	8299						

Statistical Classification of Economic Activities (NACE Rev. 2)		Codes of Activities (KAD) under suspension of operation					
		March 2020			November 2020		
Division	Class	4-digit codes	6-digit, 8-digit codes	Exceptions from 4-digit KAD under suspension of operation	4-digit codes	6-digit, 8-digit codes	Exceptions from 4-digit KAD under suspension of operation
85	8510	8510			8510		
85	8520	8520					
85	8531	8531					
85	8532	8532					
85	8541	8541					
85	8542	8542					
85	8551	8551			8551		85.51.10.06
85	8552	8552			8552		
85	8553	8553			8553		
85	8559	8559			8559		
85	8560	8560					
86	8610						
86	8621						
86	8622						
86	8623						
86	8690					86.90.19.10	
88	8810	8810				88.10.11 88.10.12	
88	8891	8891				88.91.1	88.91.12, 88.91.13.03
88	8899						
90	9001				9001		
90	9002	9002			9002		
90	9003					90.03.11.04 90.03.11.07 90.03.11.17 90.03.11.18	
90	9004	9004			9004		
91	9101	9101			9101		
91	9102	9102			9102		
91	9103	9103			9103		
91	9104	9104			9104		
92	9200	9200		92.00.14, 92.00.21	9200		92.00.14, 92.00.21
93	9311	9311			9311		
93	9312	9312			9312		
93	9313	9313			9313		
93	9319	9319			9319		93.19.13.03
93	9321	9321			9321		
93	9329	9329			9329		
94	9411						
94	9412						
94	9420						
94	9491						
94	9492						
94	9499		94.99.16.01 94.99.16.02			94.99.16	
96	9601						
96	9602	9602			9602		
96	9603						
96	9604	9604			9604		
96	9609		96.09.19.06 96.09.19.08 96.09.19.09 96.09.19.12 96.09.19.16 96.09.19.17			96.09.19.06 96.09.19.08 96.09.19.09 96.09.19.12 96.09.19.16 96.09.19.17	