



HELLENIC REPUBLIC
HELLENIC STATISTICAL AUTHORITY

Piraeus, 17 February 2021

PRESS RELEASE

EVOLUTION OF TURNOVER OF ENTERPRISES UNDER SUSPENSION OF OPERATION DUE TO THE PANDEMIC OF THE CORONA VIRUS DISEASE 2019 (COVID-19)

DECEMBER AND 4th QUARTER 2020 ANNUAL DATA 2019, 2020

The Hellenic Statistical Authority (ELSTAT) announces data on the evolution of turnover of the enterprises that were under suspension of operation in March 2020, on the basis of state order, due to the pandemic of the corona virus disease 2019 (COVID-19) (corresponding link, available only in Greek, [KAD of closed enterprises](#)).

Moreover, additional discrete data are announced for the enterprises that were under suspension of operation in November 2020, on the basis of state order, for the limitation of the dispersion of the corona virus (COVID-19) (corresponding links, available only in Greek, [Government Gazette B'/4899/06.11.2020](#) and [List of KAD under suspension of operation](#)).

The current publication is a sequel of the relevant Press Releases published by ELSTAT ([PR link](#)), incorporating the most recent data on turnover from Administrative Sources for December and 4th quarter 2020. Similar publications have been planned and are issued on a monthly basis, during the whole period in which the recording of the impact of COVID-19 on the performance of Greek enterprises that were under suspension of operation in the framework of the confinement measures remains relevant and warranted.

In addition, starting from the Press Release published in June 2020, tables and graphs presenting aggregated turnover data for all enterprises and sectors of the economy throughout the period under review have been incorporated, as a comparative basis for the assessment of the effects of COVID-19 pandemic, in terms of turnover rates of change, in total and by sector.

The purpose served by these publications is to both monitor and present the evolution of the basic economic concept of interest (turnover from Administrative Sources) for the enterprises under suspension of operation, in distinct periods ranging from the beginning of the year 2020, during the whole period of the implementation of the confinement measures and during the period of the gradual lifting of these measures, as well as in comparison with the corresponding months of 2019.

The published data can on the one hand highlight, which enterprises suffer more in terms of turnover decrease during the implementation period of the confinement measures and on the other hand the relative speed at which enterprises recovered upon the gradual lifting of these measures.

Moreover, on the basis of the published data, it can be concluded from the supply side, which enterprises responded – adapted faster to the lifting of the confinement measures and to the operation under the newly imposed conditions due to the pandemic. In parallel, from the demand side, useful conclusions can be drawn indirectly as regards the enterprises that were chosen in priority and more massively by the consumers (natural persons and enterprises) from the beginning of the lifting of the confinement measures, in order to satisfy their basic and other needs.

Information on methodological issues:

Business Statistics Division
Registers and Big Enterprises Section
Head of Section: Adamantia Georgostathi
Tel.: +30 213 135 2043
e-mail: a.georgostathi@statistics.gr

Information on data provision:

Tel.: +30 213 135 2022, 2308, 2310
E-mail: data.dissem@statistics.gr

More specifically,

Concerning **the enterprises and the activities of the economy as a whole**, the turnover in 2020 amounted to 266,083,826 thousand euro, recording a decrease of 13.5% in comparison with 2019, when the respective turnover was 307,704,921 thousand euro. The largest increase in turnover per 3.1% in 2020 compared with 2019 was recorded from the enterprises of the section Agriculture, Forestry and Fishing. The largest decrease in turnover per 53.4% in 2020 compared with 2019 was recorded from the enterprises of the section Accommodation and Food Service Activities, while the smallest decrease in turnover per 2.4% was recorded from the enterprises of Water Supply, Sewerage, Waste Management and Remediation Activities section (Table 1).

Concerning **the enterprises and the activities of the economy as a whole**, the turnover in the fourth quarter 2020 amounted to 72,243,603 thousand euro, recording a decrease of 8.6% in comparison with the fourth quarter 2019, when the respective turnover was 79,017,709 thousand euro. The largest increase in turnover per 7.1% in the fourth quarter 2020 compared with the fourth quarter 2019 was recorded from the enterprises of the section Human Health and Social Work Activities. The largest decrease in turnover per 47.9% in the fourth quarter 2020 compared with the fourth quarter 2019 was recorded from the enterprises of the section Accommodation and Food Service Activities, while the smallest decrease in turnover per 0.4% was recorded from the enterprises of Financial and Insurance Activities section (Table 1a).

For **the enterprises of the economy as a whole, obliged to double-entry accounting bookkeeping**, for which data are available on a monthly basis, the turnover in December 2020 amounted to 21,905,296 thousand euro, recording a decrease of 7.8% in comparison with December 2019, when the respective turnover was 23,756,221 thousand euro. The largest increase in turnover per 14.0% in December 2020 compared with December 2019 was recorded from the enterprises of the section Human Health and Social Work Activities. The largest decrease in turnover per 78.5% in December 2020 compared with December 2019 was recorded from the enterprises of the section Arts, Entertainment and Recreation, while the smallest decrease in turnover per 0.2% was recorded from the enterprises of Other Service Activities section (Table 1b).

From **the 205,984 enterprises that were under suspension of operation in March 2020**, the turnover in 2020 amounted to 18,789,821 thousand euro, recording a decrease of 36.4% in comparison with 2019, when the respective turnover was 29,564,997 thousand euro. The largest decrease in turnover per 67.5% in 2020 compared with 2019 was recorded from the enterprises of the activity class Accommodation, while the smallest decrease in turnover per 6.9% was recorded from the enterprises of the activity class Social work activities without accommodation (Table 2).

From **the 205,984 enterprises that were under suspension of operation in March 2020**, the turnover in the fourth quarter 2020 amounted to 4,295,386 thousand euro, recording a decrease of 37.8% in comparison with the fourth quarter 2019, when the respective turnover was 6,909,448 thousand euro. An increase in turnover per 20.7% in the fourth quarter 2020 compared with the fourth quarter 2019 was recorded from the enterprises of the activity class Sports activities and amusement and recreation activities. The largest decrease in turnover per 88.5% in the fourth quarter 2020 compared with the fourth quarter 2019 was recorded from the enterprises of the activity class Motion picture, video and television programme production, sound recording and music publishing activities, while the smallest decrease in turnover per 2.8% was recorded from the enterprises of the activity class Social work activities without accommodation (Table 2a).

For **the enterprises under suspension of operation in March 2020, obliged to double-entry accounting bookkeeping**, for which data are available on a monthly basis, the turnover in December 2020 amounted to 728,476 thousand euro, recording a decrease of 53.9% in comparison with December 2019, when the respective turnover was 1,580,951 thousand euro. The largest increase in turnover per 35.6% in December 2020 compared with December 2019 was recorded from the enterprises of the activity class Creative, arts and entertainment activities and recreation activities. The largest decrease in turnover per 92.0% in December 2020 compared with December 2019 was recorded from the enterprises in the activity class Gambling and betting activities, while the smallest decrease in turnover per 13.4% was recorded from the enterprises in the activity class Architectural and engineering activities; technical testing and analysis (Table 2b).

In comparison with the enterprises that were under suspension of operation in March 2020, **in November 2020 were additionally under suspension of operation** 41 enterprises of the activity class Travel agency, tour operator and other reservation service and related activities and 737 enterprises of the activity class Human health activities. Data on the evolution of the quarterly and monthly turnover of these classes are presented in tables 2c and 2d.

Table 1. Annual Turnover (in thousand €), from Administrative Sources, for the Total of Enterprises in the Greek Economy (Statistical Business Register, year 2017), per section of Economic Activity (NACE Rev. 2)

ECONOMIC ACTIVITY		NUMBER OF ENTERPRISES			TURNOVER (in thousand €)		SHARE IN THE TOTAL TURNOVER		RATES OF CHANGE (%)
Code NACE Rev.2	Description	Total	Under suspension of operation		2019	2020	2019	2020	2020/2019
			March 2020	November 2020					
A	Agriculture, Forestry and Fishing	528,632			6,699,151	6,909,680	2.2	2.6	3.1
B	Mining and Quarrying	625			882,369	789,906	0.3	0.3	-10.5
C	Manufacturing	58,300			63,953,245	56,863,319	20.8	21.4	-11.1
D	Electricity, Gas, Steam and Air Conditioning Supply	7,326			17,188,943	15,089,328	5.6	5.7	-12.2
E	Water Supply, Sewerage, Waste Management and Remediation Activities	1,970			1,917,437	1,871,808	0.6	0.7	-2.4
F	Construction	62,749			9,757,107	9,062,204	3.2	3.4	-7.1
G	Wholesale and Retail Trade; Repair of Motor Vehicles and Motorcycles	234,733	59,838	62,783	122,643,095	112,537,808	39.9	42.3	-8.2
H	Transportation and Storage	61,152			16,809,575	12,346,208	5.5	4.6	-26.6
I	Accommodation and Food Service Activities	111,780	92,272	67,293	13,050,370	6,077,508	4.2	2.3	-53.4
J	Information and Communication	17,020	180	183	11,943,056	11,061,244	3.9	4.2	-7.4
K	Financial and Insurance Activities	16,717			13,022,004	10,096,740	4.2	3.8	-22.5
L	Real Estate Activities	9,673			3,211,797	1,604,057	1.0	0.6	-50.1
M	Professional, Scientific and Technical Activities	138,195	250	229	9,673,491	9,266,653	3.1	3.5	-4.2
N	Administrative and Support Service Activities	20,183	2,208	2,766	7,087,833	4,588,753	2.3	1.7	-35.3
O	Public Administration and Defense; Compulsory Social Security	989			437,157	440,619	0.1	0.2	0.8
P	Education	20,517	18,222	16,651	515,014	472,517	0.2	0.2	-8.3
Q	Human Health and Social Work Activities	57,629	1,311	1,819	2,043,710	2,053,891	0.7	0.8	0.5
R	Arts, Entertainment and Recreation	20,857	12,976	14,821	5,422,888	3,788,366	1.8	1.4	-30.1
S	Other Service Activities	37,574	18,727	18,810	1,315,230	1,084,538	0.4	0.4	-17.5
W	Unknown Activity	8,749			131,449	78,679	0.0	0.0	-40.1
Total		1,415,370	205,984	185,355	307,704,921	266,083,826			-13.5

Table 1a. Turnover (in thousand €), from Administrative Sources, for the Total of Enterprises in the Greek Economy (Statistical Business Register, year 2017), per section of Economic Activity (NACE Rev. 2)

ECONOMIC ACTIVITY		TURNOVER (in thousand €)				RATES OF CHANGE (%) 2020/2019	
Code NACE Rev.2	Description	3 rd Quarter 2019	4 th Quarter 2019	3 rd Quarter 2020	4 th Quarter 2020	3 rd Quarter	4 th Quarter
A	Agriculture, Forestry and Fishing	1,471,603	2,427,884	1,542,994	2,549,874	4.9	5.0
B	Mining and Quarrying	205,880	256,818	204,191	233,165	-0.8	-9.2
C	Manufacturing	16,405,864	16,195,997	14,307,449	15,083,650	-12.8	-6.9
D	Electricity, Gas, Steam and Air Conditioning Supply	4,646,414	4,334,450	3,726,873	4,167,932	-19.8	-3.8
E	Water Supply, Sewerage, Waste Management and Remediation Activities	465,707	537,005	489,494	544,385	5.1	1.4
F	Construction	2,365,705	3,240,844	2,293,024	3,179,089	-3.1	-1.9
G	Wholesale and Retail Trade; Repair of Motor Vehicles and Motorcycles	32,010,893	31,971,256	29,832,817	29,624,691	-6.8	-7.3
H	Transportation and Storage	4,913,025	3,983,942	3,374,799	3,172,810	-31.3	-20.4
I	Accommodation and Food Service Activities	6,332,920	2,159,451	3,138,805	1,125,745	-50.4	-47.9
J	Information and Communication	2,767,319	3,224,359	2,691,078	3,162,802	-2.8	-1.9
K	Financial and Insurance Activities	3,598,030	2,490,462	1,901,422	2,480,553	-47.2	-0.4
L	Real Estate Activities	539,050	648,718	413,103	479,603	-23.4	-26.1
M	Professional, Scientific and Technical Activities	2,269,169	3,108,952	2,189,447	3,109,424	-3.5	0.0
N	Administrative and Support Service Activities	2,445,051	1,675,014	1,368,664	1,276,531	-44.0	-23.8
O	Public Administration and Defense; Compulsory Social Security	101,332	149,638	112,070	143,333	10.6	-4.2
P	Education	122,331	164,737	125,056	158,705	2.2	-3.7
Q	Human Health and Social Work Activities	469,112	585,763	472,698	627,201	0.8	7.1
R	Arts, Entertainment and Recreation	1,381,220	1,464,003	1,303,727	790,562	-5.6	-46.0
S	Other Service Activities	363,811	371,925	300,010	308,210	-17.5	-17.1
W	Unknown Activity	40,546	26,491	19,693	25,338	-51.4	-4.4
Total		82,914,982	79,017,709	69,807,414	72,243,603	-15.8	-8.6

Note:

Enterprises with single-entry accounting bookkeeping are obliged to submit data to tax authorities on a quarterly basis, while enterprises with double-entry accounting bookkeeping are obliged to submit data on a monthly basis. Therefore, for the total of enterprises, data are available only on a quarterly basis.

Table 1b. Turnover (in thousand €), from Administrative Sources, for the Total of Enterprises in the Greek Economy (Statistical Business Register, year 2017), obliged to double-entry accounting bookkeeping, per section of Economic Activity (NACE Rev. 2)

ECONOMIC ACTIVITY		TURNOVER (in thousand €)				RATES OF CHANGE (%) 2020/2019	
Code NACE Rev.2	Description	November 2019	December 2019	November 2020	December 2020	November	December
A	Agriculture, Forestry and Fishing	211,917	227,229	227,777	220,761	7.5	-2.8
B	Mining and Quarrying	72,032	89,750	66,983	90,243	-7.0	0.5
C	Manufacturing	4,777,999	5,413,526	4,568,994	5,024,505	-4.4	-7.2
D	Electricity, Gas, Steam and Air Conditioning Supply	1,319,291	1,490,219	1,286,499	1,499,164	-2.5	0.6
E	Water Supply, Sewerage, Waste Management and Remediation Activities	153,620	189,775	167,364	191,005	8.9	0.6
F	Construction	580,068	1,214,978	551,982	1,173,540	-4.8	-3.4
G	Wholesale and Retail Trade; Repair of Motor Vehicles and Motorcycles	7,668,217	8,927,293	7,122,197	8,226,926	-7.1	-7.8
H	Transportation and Storage	946,990	1,028,907	751,257	930,398	-20.7	-9.6
I	Accommodation and Food Service Activities	234,825	276,593	98,310	132,493	-58.1	-52.1
J	Information and Communication	930,760	1,221,627	895,551	1,209,679	-3.8	-1.0
K	Financial and Insurance Activities	595,583	1,116,033	542,568	1,170,640	-8.9	4.9
L	Real Estate Activities	128,557	336,762	96,735	226,408	-24.8	-32.8
M	Professional, Scientific and Technical Activities	508,089	903,607	532,625	925,825	4.8	2.5
N	Administrative and Support Service Activities	404,591	513,785	313,545	433,992	-22.5	-15.5
O	Public Administration and Defense; Compulsory Social Security	25,618	38,880	26,716	36,786	4.3	-5.4
P	Education	35,056	48,021	32,831	54,274	-6.3	13.0
Q	Human Health and Social Work Activities	157,413	167,508	150,908	191,022	-4.1	14.0
R	Arts, Entertainment and Recreation	436,125	487,381	152,052	104,684	-65.1	-78.5
S	Other Service Activities	38,745	58,991	32,873	58,858	-15.2	-0.2
W	Unknown Activity	6,445	5,358	3,692	4,093	-42.7	-23.6
Total		19,231,941	23,756,221	17,621,459	21,905,296	-8.4	-7.8

Table 2. Annual Turnover (in thousand €) from Administrative Sources for the Total of Enterprises under Suspension of Operation in March 2020, per Economic Activity Class (NACE Rev. 2)

ECONOMIC ACTIVITY		TURNOVER (in thousand €)		RATES OF CHANGE (%)
Code NACE Rev.2	Description	2019	2020	2020/2019
47	Retail trade, except of motor vehicles and motorcycles	10,342,359	8,260,674	-20.1
55	Accommodation	6,729,351	2,185,811	-67.5
56	Food and beverage service activities	5,743,334	3,570,182	-37.8
59	Motion picture, video and television programme production, sound recording and music publishing activities	73,878	26,570	-64.0
71	Architectural and engineering activities; technical testing and analysis	109,943	92,784	-15.6
77	Rental and leasing activities	92,297	60,486	-34.5
82	Office administrative, office support and other business support activities	219,171	108,267	-50.6
85	Education	504,305	461,546	-8.5
88	Social work activities without accommodation	49,192	45,814	-6.9
90	Creative, arts and entertainment activities	194,460	130,446	-32.9
91	Libraries, archives, museums and other cultural activities	107,985	86,278	-20.1
92	Gambling and betting activities	4,464,441	3,069,353	-31.2
93	Sports activities and amusement and recreation activities	531,551	396,604	-25.4
94	Activities of membership organisations	19,710	13,031	-33.9
96	Other personal service activities	383,020	281,975	-26.4
Total		29,564,997	18,789,821	-36.4

Table 2a. Turnover (in thousand €) from Administrative Sources for the Total of Enterprises under Suspension of Operation in March 2020, per Economic Activity Class (NACE Rev. 2)

ECONOMIC ACTIVITY		TURNOVER (in thousand €)				RATES OF CHANGE (%) 2020/2019	
Code NACE Rev. 2	Description	3 rd Quarter 2019	4 th Quarter 2019	3 rd Quarter 2020	4 th Quarter 2020	3 rd Quarter	4 th Quarter
47	Retail trade, except of motor vehicles and motorcycles	2,813,400	3,014,612	2,516,992	2,195,821	-10.5	-27.2
55	Accommodation	3,894,207	789,952	1,493,684	382,090	-61.6	-51.6
56	Food and beverage service activities	2,186,615	1,255,018	1,508,011	665,547	-31.0	-47.0
59	Motion picture, video and television programme production, sound recording and music publishing activities	16,921	23,245	6,491	2,677	-61.6	-88.5
71	Architectural and engineering activities; technical testing and analysis	29,145	28,751	26,696	19,895	-8.4	-30.8
77	Rental and leasing activities	34,236	21,337	22,031	16,423	-35.6	-23.0
82	Office administrative, office support and other business support activities	42,306	67,378	21,456	21,071	-49.3	-68.7
85	Education	119,913	160,078	122,537	155,440	2.2	-2.9
88	Social work activities without accommodation	12,012	13,243	11,229	12,868	-6.5	-2.8
90	Creative, arts and entertainment activities	44,074	53,825	24,195	42,589	-45.1	-20.9
91	Libraries, archives, museums and other cultural activities	26,728	31,353	24,774	28,140	-7.3	-10.2
92	Gambling and betting activities	1,101,384	1,226,744	1,115,131	542,719	1.2	-55.8
93	Sports activities and amusement and recreation activities	180,916	115,447	116,295	139,312	-35.7	20.7
94	Activities of membership organisations	5,515	6,655	3,834	3,899	-30.5	-41.4
96	Other personal service activities	102,841	101,810	88,646	66,895	-13.8	-34.3
Total		10,610,210	6,909,448	7,102,002	4,295,386	-33.1	-37.8

Note:

Enterprises with single-entry accounting bookkeeping are obliged to submit data to tax authorities on a quarterly basis, while enterprises with double-entry accounting bookkeeping are obliged to submit data on a monthly basis. Therefore, for the total of enterprises, data are available only on a quarterly basis.

Table 2b. Turnover (in thousand €) from Administrative Sources for Enterprises under Suspension of Operation in March 2020, obliged to double-entry accounting bookkeeping, per Economic Activity Class (NACE Rev. 2)

ECONOMIC ACTIVITY		TURNOVER (in thousand €)				RATES OF CHANGE (%) 2020/2019	
Code NACE Rev. 2	Description	November 2019	December 2019	November 2020	December 2020	November	December
47	Retail trade, except of motor vehicles and motorcycles	646,195	759,146	397,369	438,899	-38.5	-42.2
55	Accommodation	108,276	125,048	37,550	69,497	-65.3	-44.4
56	Food and beverage service activities	106,703	129,517	48,981	51,284	-54.1	-60.4
59	Motion picture, video and television programme production, sound recording and music publishing activities	5,358	7,502	380	731	-92.9	-90.3
71	Architectural and engineering activities; technical testing and analysis	7,862	7,668	2,526	6,639	-67.9	-13.4
77	Rental and leasing activities	1,949	2,900	1,141	1,787	-41.5	-38.4
82	Office administrative, office support and other business support activities	23,089	14,380	3,874	6,240	-83.2	-56.6
85	Education	34,331	46,946	32,569	53,842	-5.1	14.7
88	Social work activities without accommodation	3,110	3,559	2,201	4,144	-29.2	16.4
90	Creative, arts and entertainment activities	9,725	16,916	4,895	22,945	-49.7	35.6
91	Libraries, archives, museums and other cultural activities	3,429	5,051	2,660	4,371	-22.4	-13.5
92	Gambling and betting activities	391,574	427,394	94,788	34,216	-75.8	-92.0
93	Sports activities and amusement and recreation activities	27,328	29,825	46,339	31,189	69.6	4.6
94	Activities of membership organisations	297	572	99	259	-66.7	-54.7
96	Other personal service activities	3,542	4,527	1,543	2,433	-56.4	-46.3
Total		1,372,768	1,580,951	676,915	728,476	-50.7	-53.9

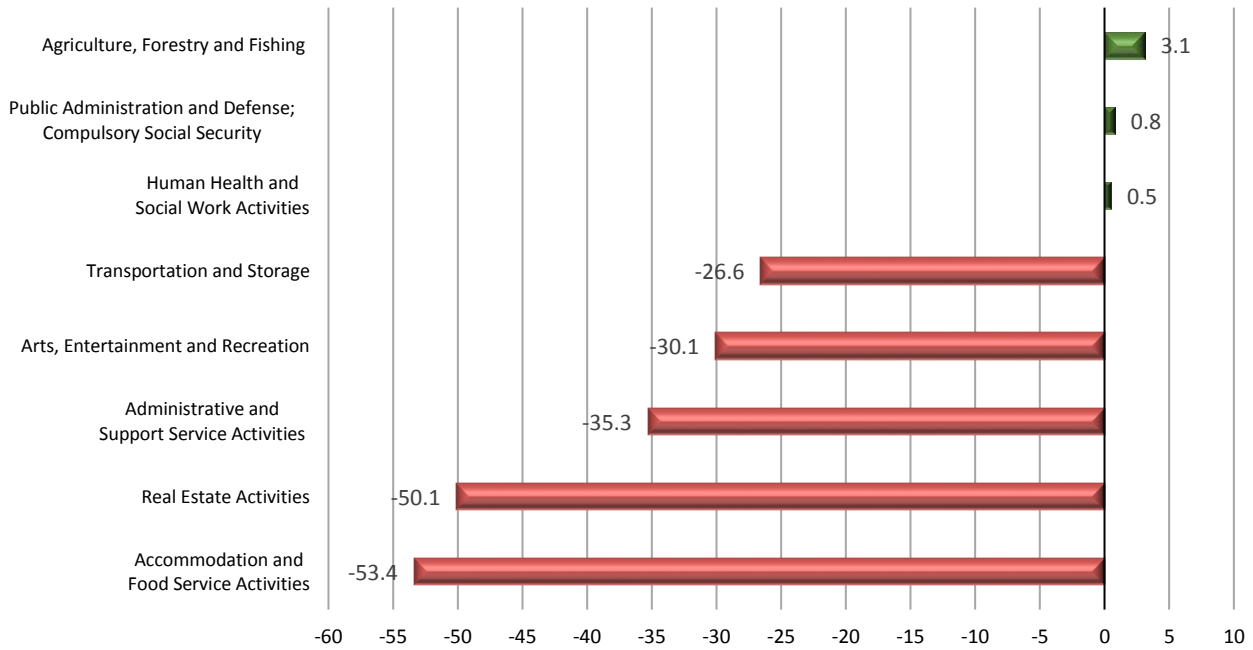
Table 2c: Turnover (in thousand €), from Administrative Sources, for the Total of Enterprises, which belong to activity classes that were in suspension of operation for the first time in November 2020

ECONOMIC ACTIVITY		Number of enterprises under suspension of operation for the first time in November 2020	TURNOVER (in thousand €)				RATES OF CHANGE (%) 2020/2019	
Code NACE Rev. 2	Description		3 rd Quarter 2019	4 th Quarter 2019	3 rd Quarter 2020	4 th Quarter 2020	3 rd Quarter	4 th Quarter
79	Travel agency, tour operator and other reservation service and related activities	41	1,478	1,870	730	308	-50.6	-83.5
86	Human health activities	737	2,481	2,762	2,861	2,631	15.3	-4.7

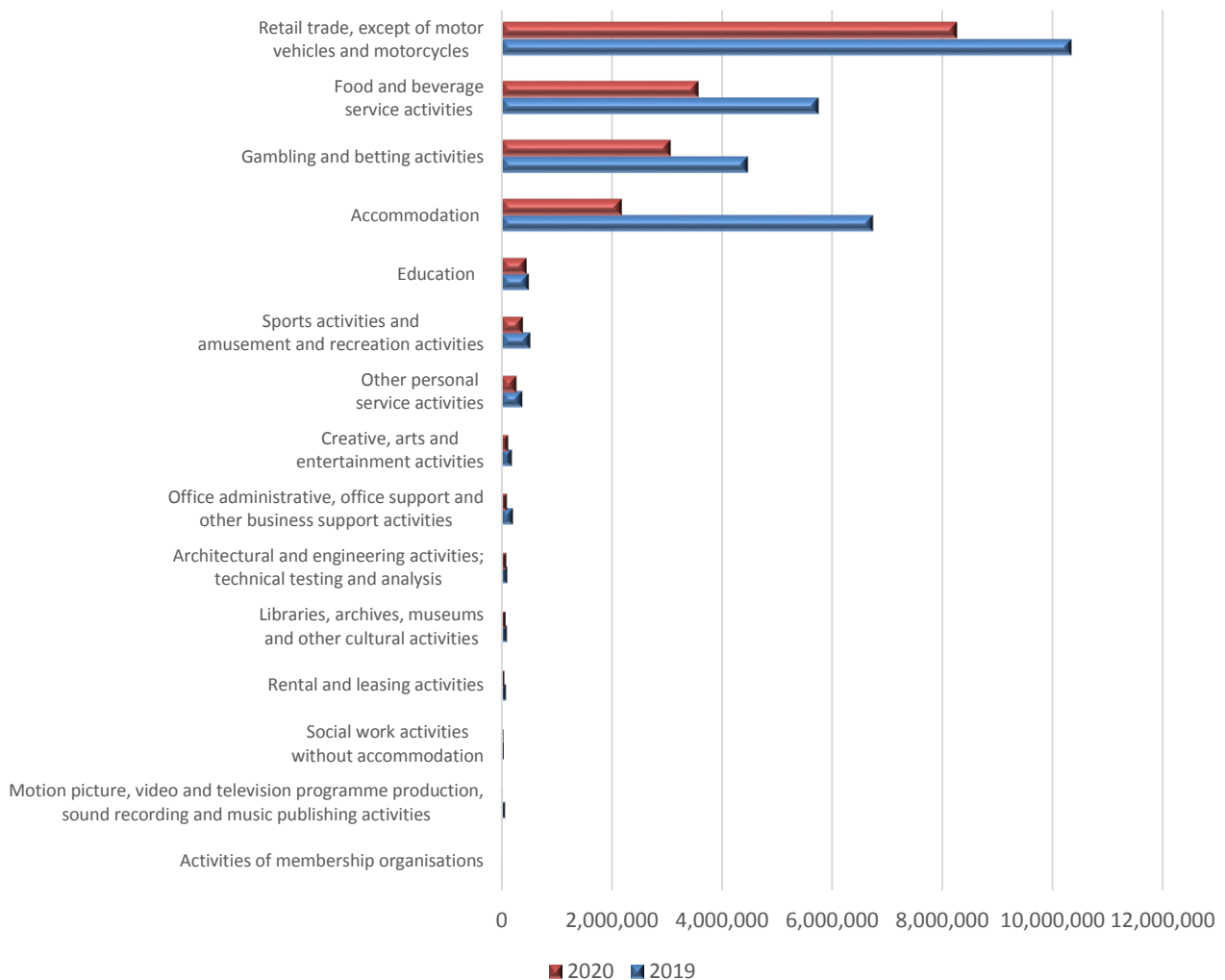
Table 2d: Turnover (in thousand euro), from Administrative Sources, for Enterprises obliged to double-entry accounting bookkeeping, which belong to activity classes that were in suspension of operation for the first time in November 2020

ECONOMIC ACTIVITY		TURNOVER (in thousand €)				RATES OF CHANGE (%) 2020/2019	
Code NACE Rev. 2	Description	November 2019	December 2019	November 2020	December 2020	November	December
79	Travel agency, tour operator and other reservation service and related activities	566	832	35	105	-93.8	-87.4
86	Human health activities	212	207	162	286	-23.6	38.2

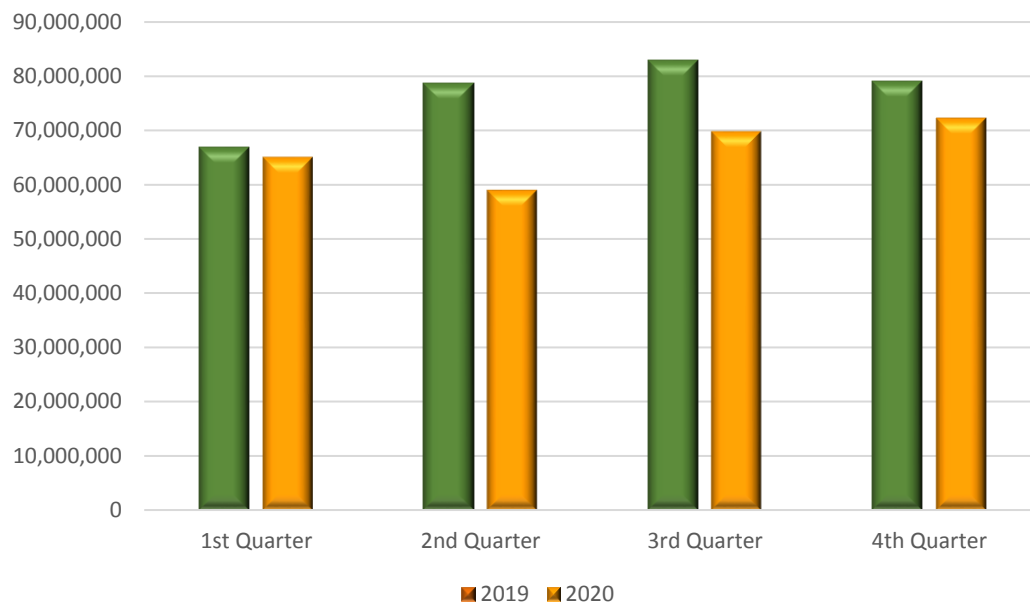
Graph 1. Biggest rates of change (%) of the Annual Turnover, of the Total of Enterprises in the Greek Economy (Statistical Business Register, year 2017), per section of Economic Activity (NACE Rev. 2) 2020 / 2019



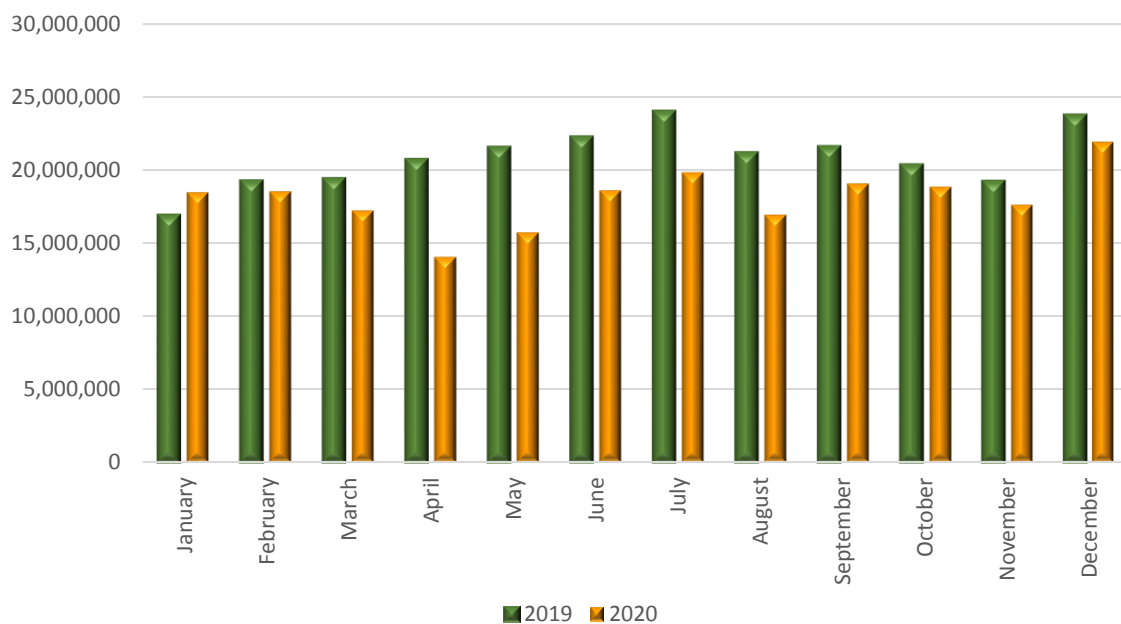
Graph 2: Annual Turnover (in thousand €), for the Total of Enterprises under Suspension of Operation in March 2020, per Economic Activity Class (NACE Rev. 2), 2019, 2020



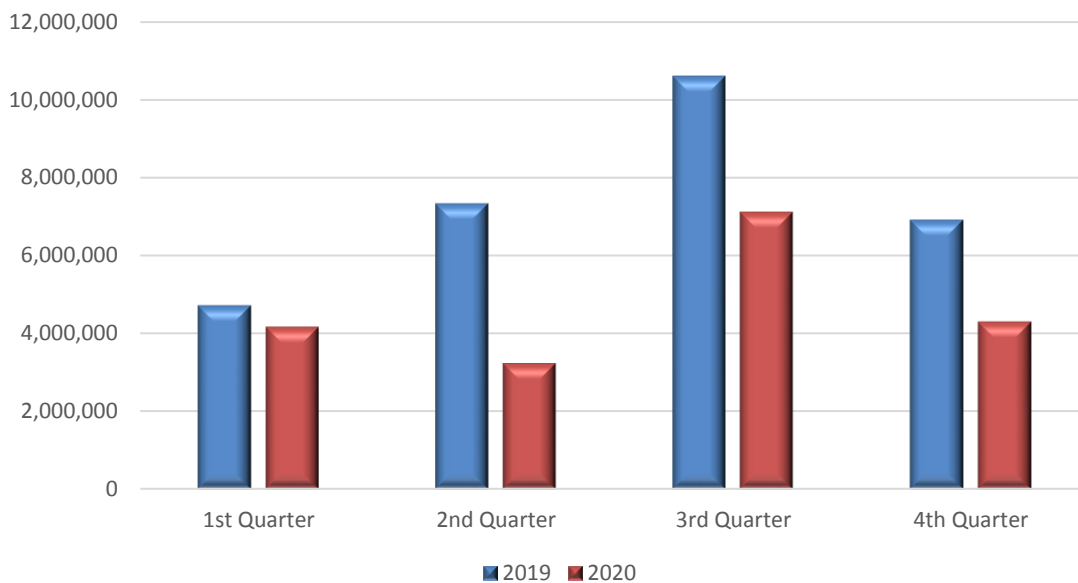
Graph 3. Turnover (in thousand €), for the Total of Enterprises in the Greek Economy



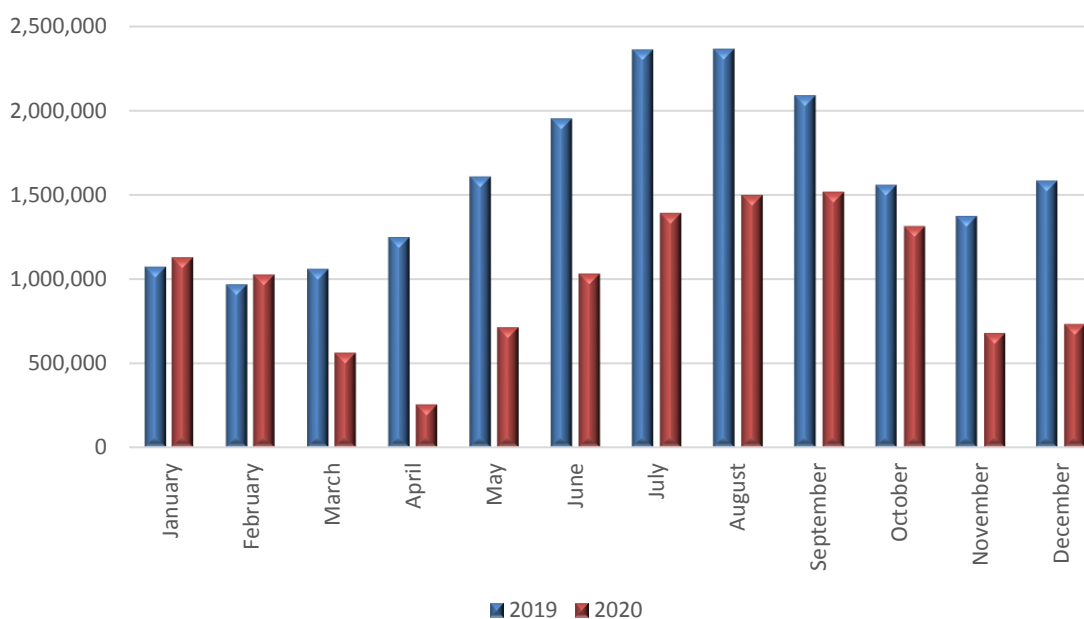
Graph 4. Turnover (in thousand €) only for the Total of Enterprises in the Greek Economy obliged to Double-entry Accounting Bookkeeping (monthly data submission)



Graph 5. Turnover (in thousand €), for the Total of Enterprises under Suspension of Operation, in March 2020



Graph 6. Turnover (in thousand €) only of Enterprises under Suspension of Operation in March 2020, obliged to Double-entry Accounting Bookkeeping (monthly data submission)



METHODOLOGICAL NOTES

Generally The present Press Release provides statistical data on enterprises classified in the economic activity classes that were or are under suspension of operation on the basis of state order in March 2020, due to the pandemic of the corona virus disease 2019 (COVID-19), (relevant link from the Ministry of Finance webpage, available only in Greek, [KAD of closed enterprises](#)).

These statistical data have been compiled on the basis of the linking and processing of primary data from the following sources:

- The most recent published Statistical Business Register of ELSTAT, of the reference year 2017.
- Administrative registers of enterprises, of the reference year 2019.
- Administrative transactions files (tax, etc) of the reference years 2019 and 2020.

In particular, the following primary data have been used per source:

- Active enterprises and the economic activity class from the Statistical Business Register of the reference year 2017.
- The population of legal units (VAT number) classified in KAD (Codes of Activity) with temporary suspension of operation, from administrative registers of enterprises, of year 2019.
- Income data from administrative transaction files of the years 2019 and 2020.

It has to be noted, that after the process of matching the KAD codes to the classes of the Statistical Classification of Economic Activities (NACE Rev. 2), for which a total (referring to all the underlying activities) or a partial suspension of operation is applied for the enterprises that are classified to them on the basis of state order in March 2020, follows the linking with the data of the Statistical Business Register of the year 2017, which is the main reference framework for the current Press Release. This linking leads to different results as regards the share of enterprises under suspension of operation per economic activity class NACE Rev.2, (mainly, because there are enterprises that were operating during the whole or part of the year 2017 and they were closed from 2018 onwards).

After the application of the same methodology, the number of enterprises that were under suspension of operation in November 2020, on the basis of state order, has been defined (corresponding links, available only in Greek, [Government Gazette B'/4899/06.11.2020](#) and [List of KAD under suspension of operation](#)).

Statistical classifications For the economic activities, the European statistical classification of economic activities [NACE Rev. 2](#) is used. It is noted that an automatic transition from KAD to codes of NACE Rev. 2 classification was applied on the basis of valid correspondence rules.

Reference Period December and 4th quarter 2020.

Statistical unit The statistical unit is the legal unit (distinct VAT numbers).

Comparability The announced statistical data are comparable with the data of the most recent Statistical Business Register of ELSTAT, of the reference year 2017 (relevant link from the webpage of ELSTAT, where tables and information on the methodology applied are provided [Statistical Business Register](#)).

References Analytical tables are available under ELSTAT's website (www.statistics.gr) at the following link: <https://www.statistics.gr/en/statistics/-/publication/SBR02/>

ANNEX

List of Codes of National Activities (KAD), for which suspension of operation holds, which correspond to part of classes of specific divisions of the Statistical Classification of Economic Activities (NACE Rev. 2)

Statistical Classification of Economic Activities (NACE Rev. 2)		Codes of National Activities (KAD) under suspension of operation					
		March 2020			November 2020		
Division	Class	4-digit codes	6-digit, 8-digit codes	Exceptions from 4-digit KAD under suspension of operation	4-digit codes	6-digit, 8-digit codes	Exceptions from 4-digit KAD under suspension of operation
47	4711						
47	4719	4719		47.19.10.01 47.19.10.02	4719		47.19.10.01 47.19.10.02
47	4721						
47	4722						
47	4723						
47	4724						
47	4725						
47	4726						
47	4729						
47	4730						
47	4741	4741			4741		
47	4742	4742			4742		
47	4743	4743			4743		
47	4751	4751			4751		
47	4752	4752			4752		
47	4753	4753			4753		
47	4754	4754			4754		
47	4759	4759			4759		
47	4761	4761			4761		
47	4762		47.62.63			47.62.63	
47	4763	4763			4763		
47	4764	4764			4764		
47	4765	4765			4765		
47	4771	4771			4771		
47	4772	4772			4772		
47	4773						
47	4774						
47	4775	4775		47.75.76.19	4775		47.75.76.19
47	4776	4776		47.76.77.02, 47.76.77.04 47.76.77.05, 47.76.77.06 47.76.77.07, 47.76.77.08 47.76.77.09, 47.76.77.13 47.76.77.14, 47.76.77.15 47.76.77.16, 47.76.77.17 47.76.77.18, 47.76.77.19 47.76.77.20 47.76.78, 47.76.79	4776		47.76.77.02, 47.76.77.04 47.76.77.05, 47.76.77.06 47.76.77.07, 47.76.77.08 47.76.77.09, 47.76.77.13 47.76.77.14, 47.76.77.15 47.76.77.16, 47.76.77.17 47.76.77.18, 47.76.77.19 47.76.77.20 47.76.78, 47.76.79
47	4777	4777			4777		
47	4778	4778		47.78.84, 47.78.85 47.78.87, 47.78.88	4778		47.78.84, 47.78.85 47.78.86.24, 47.78.87 47.78.88
47	4779	4779			4779		
47	4781						
47	4782	4782			4782		
47	4789	4789			4789		
47	4791						
47	4799				4799		47.99.16.01, 47.99.17.01 47.99.21.01, 47.99.24.01 47.99.85

Statistical Classification of Economic Activities (NACE Rev. 2)		Codes of National Activities (KAD) under suspension of operation					
		March 2020			November 2020		
Division	Class	4-digit codes	6-digit, 8-digit codes	Exceptions from 4-digit KAD under suspension of operation	4-digit codes	6-digit, 8-digit codes	Exceptions from 4-digit KAD under suspension of operation
55	5510	5510					
55	5520	5520					
55	5530	5530					
55	5590						
56	5610	5610			5610		
56	5621	5621			5621		
56	5629		56.29.20.02 56.29.20.04 56.29.20.05		5629		56.29.20.01
56	5630	5630			5630		
59	5911						
59	5912						
59	5913						
59	5914	5914			5914		
59	5920						
71	7111						
71	7112						
71	7120		71.20.14			71.20.14	
77	7711						
77	7712						
77	7721	7721			7721		
77	7722	7722			7722		
77	7729	7729			7729		
77	7731						
77	7732						
77	7733						
77	7734						
77	7735						
77	7739					77.39.13 77.39.19.03	
77	7740						
79	7911						
79	7912						
79	7990					79.90.32 79.90.39	
82	8211						
82	8219						
82	8220						
82	8230	8230			8230		
82	8291						
82	8292						
82	8299						

Statistical Classification of Economic Activities (NACE Rev. 2)		Codes of National Activities (KAD) under suspension of operation					
		March 2020			November 2020		
Division	Class	4-digit codes	6-digit, 8-digit codes	Exceptions from 4-digit KAD under suspension of operation	4-digit codes	6-digit, 8-digit codes	Exceptions from 4-digit KAD under suspension of operation
85	8510	8510			8510		
85	8520	8520					
85	8531	8531					
85	8532	8532					
85	8541	8541					
85	8542	8542					
85	8551	8551			8551		85.51.10.06
85	8552	8552			8552		
85	8553	8553			8553		
85	8559	8559			8559		
85	8560	8560					
86	8610						
86	8621						
86	8622						
86	8623						
86	8690					86.90.19.10	
88	8810	8810				88.10.11 88.10.12	
88	8891	8891				88.91.1	88.91.12, 88.91.13.03
88	8899						
90	9001				9001		
90	9002	9002			9002		
90	9003					90.03.11.04 90.03.11.07 90.03.11.17 90.03.11.18	
90	9004	9004			9004		
91	9101	9101			9101		
91	9102	9102			9102		
91	9103	9103			9103		
91	9104	9104			9104		
92	9200	9200		92.00.14, 92.00.21	9200		92.00.14, 92.00.21
93	9311	9311			9311		
93	9312	9312			9312		
93	9313	9313			9313		
93	9319	9319			9319		93.19.13.03
93	9321	9321			9321		
93	9329	9329			9329		
94	9411						
94	9412						
94	9420						
94	9491						
94	9492						
94	9499		94.99.16.01 94.99.16.02			94.99.16	
96	9601						
96	9602	9602			9602		
96	9603						
96	9604	9604			9604		
96	9609		96.09.19.06 96.09.19.08 96.09.19.09 96.09.19.12 96.09.19.16 96.09.19.17			96.09.19.06 96.09.19.08 96.09.19.09 96.09.19.12 96.09.19.16 96.09.19.17	