



## PRESS RELEASE

### TRAFFIC OF PASSENGERS, GOODS AND MOBILE UNITS IN GREEK PORTS: 3<sup>RD</sup> QUARTER 2017 (Provisional data)

The Hellenic Statistical Authority (ELSTAT) announces data on traffic of passengers, goods and mobile units in the Greek ports for the 3<sup>rd</sup> Quarter 2017. Particularly:

- The total passenger traffic in Greek ports in the 3<sup>rd</sup> quarter 2017 recorded an increase of 9.2% compared with the 3<sup>rd</sup> quarter 2016. The corresponding period of 2016-2015, the total passenger traffic also increased by 4.5% (Table 1).
- The total movements of goods in Greek ports in the 3<sup>rd</sup> quarter 2017 decreased by 4.3% compared with the 3<sup>rd</sup> quarter 2016. The corresponding period of 2016-2015, the total movements of goods increased by 15.3% (Table 2).
- The total traffic of mobile units in Greek ports in the 3<sup>rd</sup> quarter 2017 increased by 5.1% compared with the 3<sup>rd</sup> quarter 2016. The corresponding period of 2016-2015, the total traffic of mobile units also increased by 7.9% (Table 3).



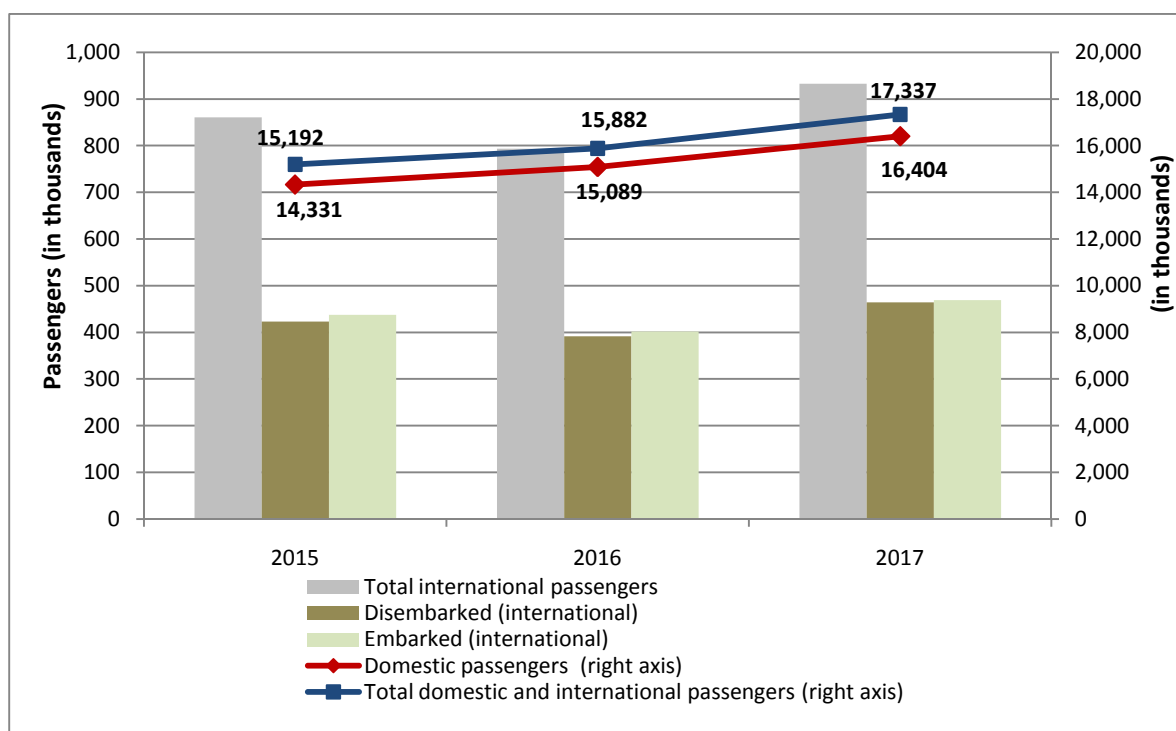
#### **Information**

Division of Statistics on Trade and Services  
Section of Shipping Statistics  
Papandreou Konstantinos  
Tel : 213 135 2187  
Fax: 213 135 2398  
Email: k.papandreou@statistics.gr

Table 1. Domestic and international passenger traffic in Greek ports: 3<sup>rd</sup> Quarter 2015 - 2017

3 <sup>rd</sup> Quarter					
	2015	2016	Change % 2016/2015	2017	Change % 2017/2016
<b>Domestic passengers</b> (Disembarked / embarked)	14,331,381	15,088,660	5.3%	16,404,404	8.7%
<b>International passengers</b>	860,432	793,155	-7.8%	932,885	17.6%
Disembarked	422,828	391,606	-7.4%	463,964	18.5%
Embarked	437,604	401,549	-8.2%	468,921	16.8%
<b>Total:</b>	<b>15,191,813</b>	<b>15,881,815</b>	<b>4.5%</b>	<b>17,337,289</b>	<b>9.2%</b>

Graph 1. Domestic and international passenger traffic in Greek ports: 3<sup>rd</sup> Quarter 2015 - 2017



**Table 2. Domestic and international movements of goods in Greek ports: 3<sup>rd</sup> Quarter 2015 - 2017**

3 <sup>rd</sup> Quarter					
(in tons)	2015	2016	Change % 2016/2015	2017	Change % 2017/2016
<b>Domestic goods</b> (Unloaded / loaded)	8,174,686	9,292,761	13.7%	8,911,912	-4.1%
<b>International goods</b>	25,752,939	29,809,927	15.8%	28,499,863	-4.4%
Unloaded	14,601,843	16,608,093	13.7%	15,999,437	-3.7%
Loaded	11,151,096	13,201,834	18.4%	12,500,426	-5.3%
<b>Total:</b>	<b>33,927,625</b>	<b>39,102,688</b>	<b>15.3%</b>	<b>37,411,775</b>	<b>-4.3%</b>

**Graph 2. Domestic and international movements of goods in Greek ports: 3<sup>rd</sup> Quarter 2015 – 2017**

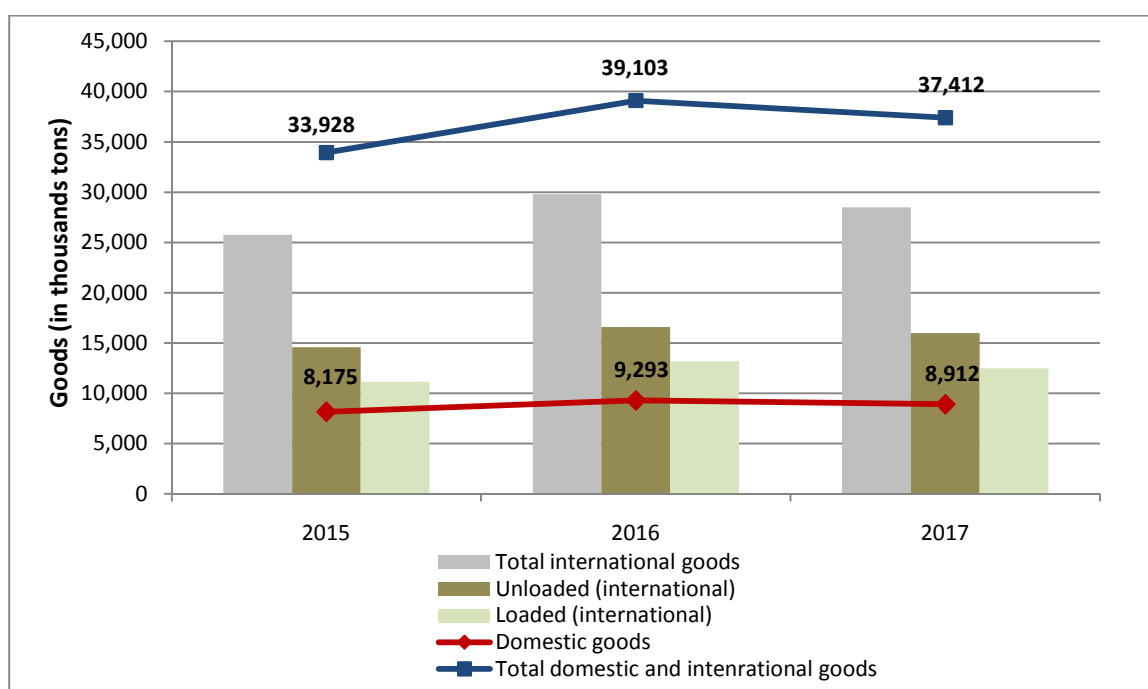
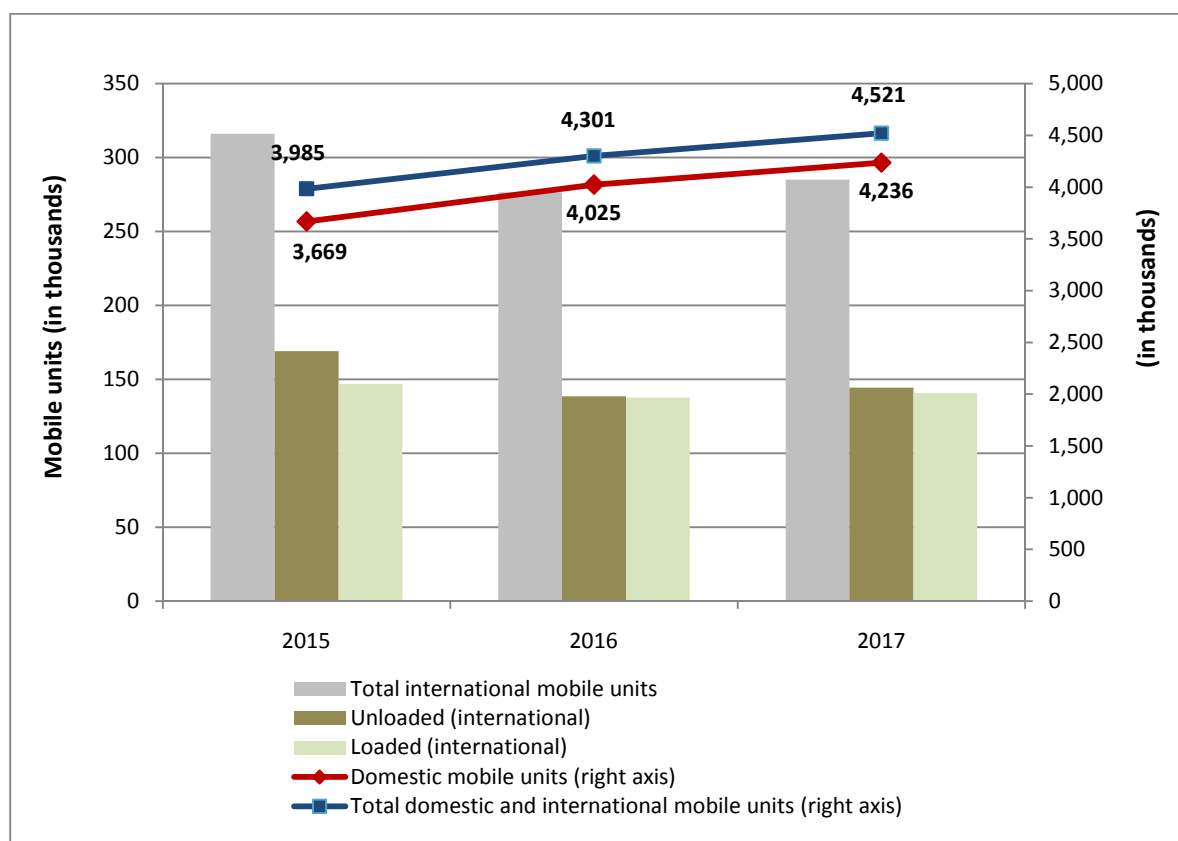


Table 3. Domestic and international traffic of mobile units in Greek ports: 3<sup>rd</sup> Quarter 2015 - 2017

3 <sup>rd</sup> Quarter					
	2015	2016	Change % 2016/2015)	2017	Change % 2017/2016
<b>Domestic mobile units</b> (Unloaded / loaded)	3,668,739	4,024,870	9.7%	4,236,190	5.3%
<b>International mobile units</b>	316,134	276,438	-12.6%	285,099	3.1%
Unloaded	169,131	138,630	-18.0%	144,407	4.2%
Loaded	147,003	137,808	-6.3%	140,692	2.1%
<b>Total:</b>	<b>3,984,873</b>	<b>4,301,308</b>	<b>7.9%</b>	<b>4,521,289</b>	<b>5.1%</b>

Graph 3. Domestic and international traffic of mobile units in Greek ports: 3<sup>rd</sup> Quarter 2015 - 2017



## METHODOLOGICAL NOTES

<b>Survey on the traffic of passengers goods and mobile units in Greek ports</b>	<p>The survey on traffic of passengers goods and mobile units in Greek ports is conducted on a monthly basis since 1960 and it has been producing quarterly and annual results. This survey is conducted in compliance with EU regulation 2009/42 which provides for the harmonization of statistical returns in respect of carriage of passengers goods by sea in the EU Member States.</p> <p>The purpose of the survey is to collect statistical data on maritime transport and to disseminate these data to all relevant users.</p>
<b>Legal framework</b>	<p>This survey is fully harmonized with EU legislation and more specifically with Council Directive (EC) 2009/42 of the European Parliament.</p>
<b>Reference period</b>	<p>The data of the survey refer to the 3<sup>rd</sup> quarter 2017.</p>
<b>Coverage</b>	<p>The survey covers all merchant vessels of net tonnage 10 GRT and over which carry passengers goods and mobile units by sea to and from domestic and international ports for commercial purposes. Consequently fish-catching vessels, research and survey vessels, dredgers, naval vessels or vessels used solely for non-commercial purposes are not included in the survey.</p>
<b>Definitions</b>	<p>Domestic Passengers: Refers to movement of passengers between Greek ports International passengers: Refers to movement of passengers in Greek ports with embarking or disembarking at foreign ports.</p>
<b>Methodology</b>	<p>The survey is an exhaustive survey which is conducted for all vessels meeting the necessary criteria. The survey is carried out by means of specialized questionnaires which must be filed in by the competent bodies:</p> <ul style="list-style-type: none"><li>a) The domestic Port Authorities which have the responsibility to fill in the questionnaires for the goods transport in cooperation with the maritime transport agent.</li><li>b) The shipping companies and the financial officers of the ships who have the responsibility to fill in the questionnaires for the passenger traffic.</li><li>c) Piraeus Port Authority (OLP) and Thessaloniki Port Authority (OLTH) which record the large majority of goods transport data and send these statistical returns to ELSTAT electronically by means of a specially designed software application.</li></ul> <p>ELSTAT after having received all the above mentioned data proceeds to data checks, codification, processing and tabulation of the data.</p> <p>It should be stressed that the survey is conducted in compliance with international classifications and definitions applied for the variables of the relevant survey, which are laid down in Eurostat's manual «Reference Manual on Maritime Transport Statistics Version 3.0 July 2016».</p>
<b>References</b>	<p>More information (tables charts) concerning the survey on maritime transport of passenger, goods and mobile units in the Greek ports by merchant vessels can be found on the web page of ELSTAT (<a href="http://www.statistics.gr">www.statistics.gr</a>) under the link &lt;&lt; <i>Industry, Trade, Services, Transport &gt; Transport &gt;Shipping &gt; Passenger and goods transportation</i>&gt;&gt;.</p>