SURVEY ON INCOME AND LIVING CONDITIONS, 2025

HEALTH STATUS, USE OF HEALTH CARE SERVICES, HEALTH DETERMINANTS

(population aged 16 years and over)

HOW IS YOUR HEALTH TODAY?
(self-reported health status)

- **78.5%** VERY GOOD, GOOD
- **14.5%** MODERATE
- **7.0%** VERY BAD, BAD

CHRONIC HEALTH PROBLEMS (%)



LIMITATION IN ACTIVITIES
(because of health problems - GALI Indicator)

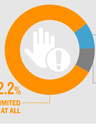

PHYSIQUE (%)

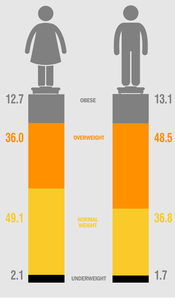

PHYSICAL AND SERVICE FUNCTIONAL LIMITATIONS (%)



NEED FOR MEDICAL EXAMINATION OR TREATMENT (%)

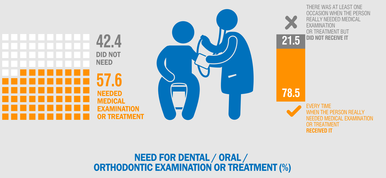

NEED FOR DENTAL / ORAL / ORTHODONTIC EXAMINATION OR TREATMENT (%)

FREQUENCY OF VISITS TO HEALTH PRACTITIONERS (%)
(1 - 2 times a year)

TYPE OF PHYSICAL ACTIVITY WHILE WORKING (%)

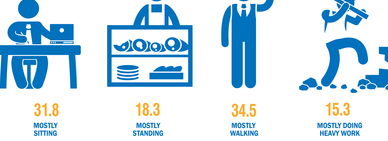

TIME SPENT ON PHYSICAL ACTIVITIES (sports, fitness, etc.) PER WEEK (%)
(for at least 10 minutes continuously)

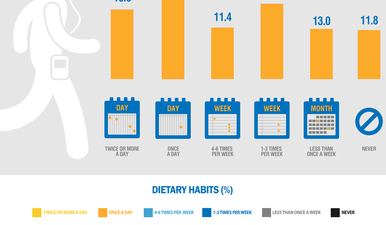

DIETARY HABITS (%)

TWICE OR MORE A DAY | ONCE A DAY | 4-6 TIMES PER WEEK | 1-3 TIMES PER WEEK | LESS THAN ONCE A WEEK | NEVER

FRUIT CONSUMPTION (%)

CONSUMPTION OF VEGETABLES OR SALADS (%)

FREQUENCY OF SMOKING (%)

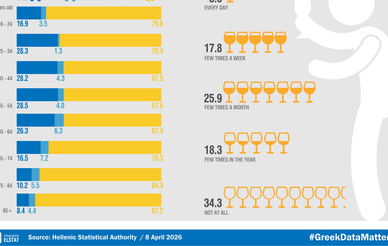

ALCOHOL CONSUMPTION (%)

ELSTAT

Source: Hellenic Statistical Authority / 8 April 2026

#GreekDataMatter