# ΓΑΜΟΙ

## ΘΡΗΣΚΕΥΤΙΚΟΙ - ΠΟΛΙΤΙΚΟΙ

| | Θρησκευτικοί | Πολιτικοί | Σύνολο |
|---|---|---|---|
| 1998 | 49.081 | 6.408 | 55.489 |
| 1999 | 53.495 | 7.670 | 61.165 |
| 2000 | 40.269 | 8.611 | 48.880 |
| 2001 | 48.087 | 10.404 | 58.491 |
| 2002 | 45.578 | 12.294 | 57.872 |
| 2003 | 47.871 | 13.210 | 61.081 |
| 2004 | 37.496 | 13.881 | 51.377 |
| 2005 | 43.601 | 17.442 | 61.043 |
| 2006 | 39.579 | 18.223 | 57.802 |
| 2007 | 40.734 | 20.643 | 61.377 |
| 2008 | 32.380 | 21.120 | 53.500 |
| 2009 | 34.375 | 24.837 | 59.212 |
| 2010 | 30.327 | 26.011 | 56.338 |
| 2011 | 28.472 | 26.627 | 55.099 |
| 2012 | 23.980 | 25.725 | 49.705 |
| 2013 | 25.624 | 25.632 | 51.256 |
| 2014 | 26.152 | 26.953 | 53.105 |
| 2015 | 26.419 | 27.253 | 53.672 |
| 2016 | 23.778 | 25.854 | 49.632 |
| 2017 | 24.975 | 25.163 | 50.138 |
| 2018 | 23.010 | 24.418 | 47.428 |
| 2019 | 23.278 | 23.859 | 47.137 |
| 2020 | 11.935 | 19.540 | 31.475 |
| 2021 | 18.487 | 22.272 | 40.759 |
| 2022 | 21.381 | 21.974 | 43.355 |
| 2023 | 21.402 | 18.949 | 40.351 |

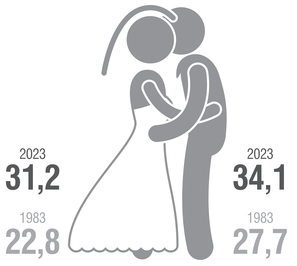

2023 **31,2**

1983 **22,8**

2023 **34,1**

1983 **27,7**

Μέση ηλικία στον πρώτο γάμο

**40.351**
2023

-43,3%

**71.143**
1983

# ΔΙΑΖΥΓΙΑ

## ΟΡΙΣΤΙΚΕΣ ΑΠΟΦΑΣΕΙΣ

| | |
|---|---|
| 1998 | 7.814 |
| 1999 | 9.629 |
| 2000 | 11.309 |
| 2001 | 11.184 |
| 2002 | 11.080 |
| 2003 | 12.033 |
| 2004 | 12.307 |
| 2005 | 13.494 |
| 2006 | 13.218 |
| 2007 | 12.994 |
| 2008 | 13.163 |
| 2009 | 13.607 |
| 2010 | 13.275 |
| 2011 | 12.705 |
| 2012 | 14.880 |
| 2013 | 16.717 |
| 2014 | 14.427 |
| 2015 | 15.600 |
| 2016 | 11.013 |
| 2017 | 19.190 |
| 2018 | 15.575 |
| 2019 | 15.123 |
| 2020 | 12.962 |
| 2021 | 13.920 |
| 2022 | 14.477 |
| 2023 | 15.114 |

**15.114**
2023

+155,9%

**5.907**
1983

## ΣΥΜΦΩΝΑ ΣΥΜΒΙΩΣΗΣ

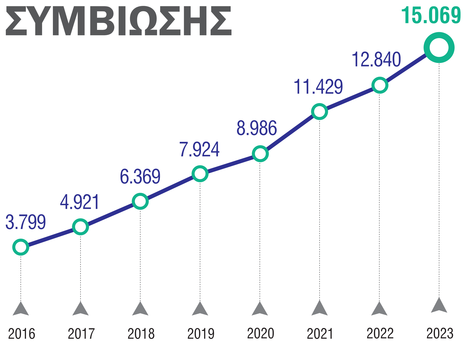


## ΔΙΑΖΥΓΙΑ ΚΑΤΑ ΤΥΠΟ

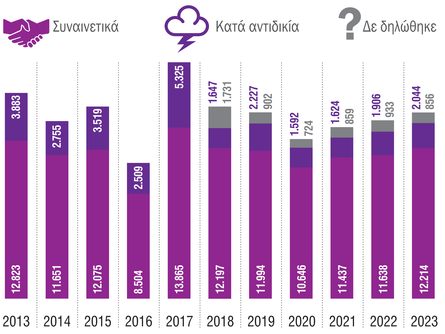


## ΣΥΜΦΩΝΑ ΣΥΜΒΙΩΣΗΣ ΚΑΤΑ ΦΥΛΟ, 2023

## ΔΙΑΖΥΓΙΑ
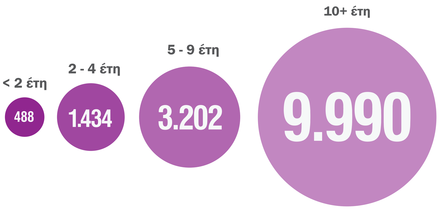
### ΚΑΤΑ ΔΙΑΡΚΕΙΑ ΛΥΘΕΝΤΟΣ ΓΑΜΟΥ, 2023