

RISK OF POVERTY OR SOCIAL EXCLUSION, 2024

(income reference year 2023)

AVERAGE EQUIVALISED DISPOSABLE INCOME PER PERSON

12,391€

-2.2 2015 (%) annual changes

-0.1 2016

2017 1.5

2018 2.7

2019 3.9

2020 7.0

-0.9 2021


2022 8.8

2023 6.6

2024 7.3

POPULATION AT-RISK-OF-POVERTY OR SOCIAL EXCLUSION (%)

population at-risk-of-poverty or with material and social deprivation
(i.e., proportion of the population experiencing an enforced lack of at least 7 out of 13 deprivation items) or living in households with very low work intensity



RISK OF POVERTY THRESHOLD / HOUSEHOLD TYPE



13,671€
(annually)

2 ADULTS & 2 DEPENDENT
CHILDREN <14 years old



6,510€
(annually)

SINGLE PERSON

RISK OF POVERTY AFTER SOCIAL TRANSFERS


the percentage of persons who live in households whose total equivalised disposable income is lower than 60% of the national median equivalised disposable income

22.4%




CHILDREN
< 17 years old

19.1%



PERSONS
18 - 64 years old

18.8%



PERSONS
65+ years old



infographic
ELSTAT

Source: Hellenic Statistical Authority / 16 April 2025

#GreekDataMatter