



## PRESS RELEASE

### SURVEY ON SPECIAL EDUCATION SCHOOLS END OF SCHOOL YEAR 2016/2017

The Hellenic Statistical Authority (ELSTAT) announces statistics on Special Education Schools, for the end of school year 2016/2017. This survey includes school units of formal education under the competency of the Ministry of Education and the Early Intervention Programmes of ELEPAP (Hellenic Society for the Protection and Rehabilitation of the Disabled Children). More specifically, the survey covers the school units of Pre-Primary/Primary Education (special kindergartens and special primary schools) and of Secondary Education (special lower and upper secondary education schools, special vocational lower and upper secondary education schools and special vocational education and training workshops). On the basis of the available survey data, it is observed that:

- a) The **number of school units of Pre-Primary and Primary Education** amounted to 296 in the school year 2016/2017 compared with 290 in the school year 2015/2016. The **number of school units of Secondary Education** amounted to 161 in the school year 2016/2017 compared with 140 in the school year 2015/16 (Table 1).
- b) **Teaching staff**, in the school year 2016/2017, increased by 5.4% in Pre-Primary and Primary Education and by 7.9% in Secondary Education, in comparison with the school year 2015/2016 (Table 2).
- c) The number of **pupils enrolled**, in the school year 2016/2017, increased by 4.3% in Pre-Primary and Primary Education and by 3.7% in Secondary Education, compared with the school year 2015/2016. Out of the total number of pupils enrolled, male pupils accounted for 66.5% and females for 33.5% (Tables 2 and 3).
- d) The most prevalent **special education need** among pupils enrolled was *intellectual disability*, accounting for 36.3%, followed by *autism* with 29.9% (Table 3).
- e) The **ratio of teaching staff to pupils** was 1 teacher per 2.76 pupils in the school year 2016/2017 compared with 1 teacher per 2.83 pupils in 2015/2016 (Table 2).
- f) The **Region of Attiki** accounted for 34.9% of the total number of pupils enrolled in the Special Education School Units in Greece. The **Region of Kentriki Makedonia** follows with 17.0% (Table 2).

**Information:**

Social Statistics Division, Education Statistics Section

Evdokia Oikonomou, Eleni Spiliopoulou

Tel: 213 135 2134, 213 135 2774

Fax: 213 135 2780

e-mail: [evd.oikonomou@statistics.gr](mailto:evd.oikonomou@statistics.gr)

[e.spiliopoulou@statistics.gr](mailto:e.spiliopoulou@statistics.gr)

More specifically, Table 1 and Chart 1 depict the number of Special Education School Units in the school year 2016/2017.

The following tables and charts depict data on pupils' population and teaching staff in the Special Education School Units of Greece.

**Table 1. Number of school units by level of education, type of school unit and region**

<i>By Level of Education and Type of School Unit</i>		
Level and Type of School Unit	Number of school units	
	2015/2016	2016/2017
Special Kindergarten	113	116
Special Primary School	177	180
<b>TOTAL OF PRE-PRIMARY/PRIMARY EDUCATION</b>	<b>290</b>	<b>296</b>
Special Lower Secondary Education School	9	9
Special Vocational Lower Secondary Education School	30	40
Special Vocational Education and Training Workshop	83	87
Special Upper Secondary Education School	5	5
Special Vocational Upper Secondary Education School	13	20
<b>TOTAL OF SECONDARY EDUCATION</b>	<b>140</b>	<b>161</b>
<b>TOTAL</b>	<b>430</b>	<b>457</b>
<i>By Region</i>		
Region (NUTS 2)	Number of school units	
	2015/2016	2016/2017
Anatoliki Makedonia, Thraki	23	25
Kentriki Makedonia	81	82
Dytiki Makedonia	18	20
Thessalia	34	37
Ipeiros	18	18
Ionia Nisia	12	13
Dytiki Ellada	36	42
Stereia Ellada	23	25
Peloponnisos	20	24
Attiki	94	97
Voreio Aigaio	13	16
Notio Aigaio	21	21
Kriti	37	37
<b>TOTAL</b>	<b>430</b>	<b>457</b>

**Chart 1. Number of school units by type, school year 2016/2017**

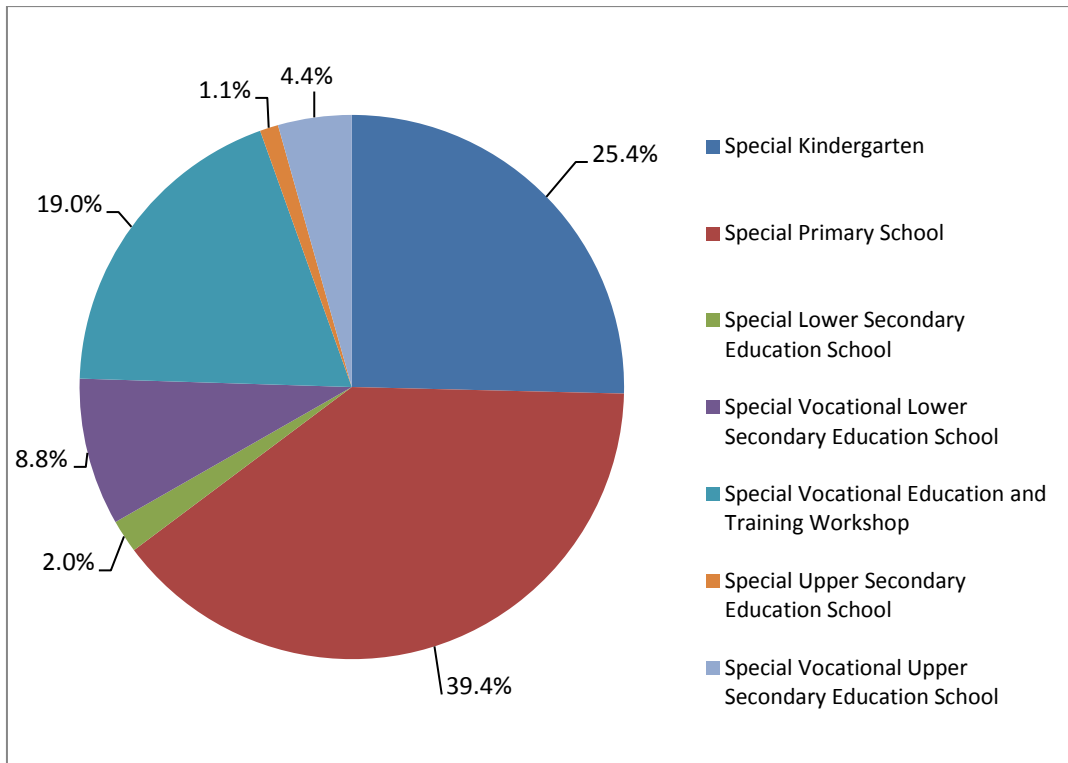


Table 2. Pupils enrolled and teaching staff by level of education, type of school unit and region

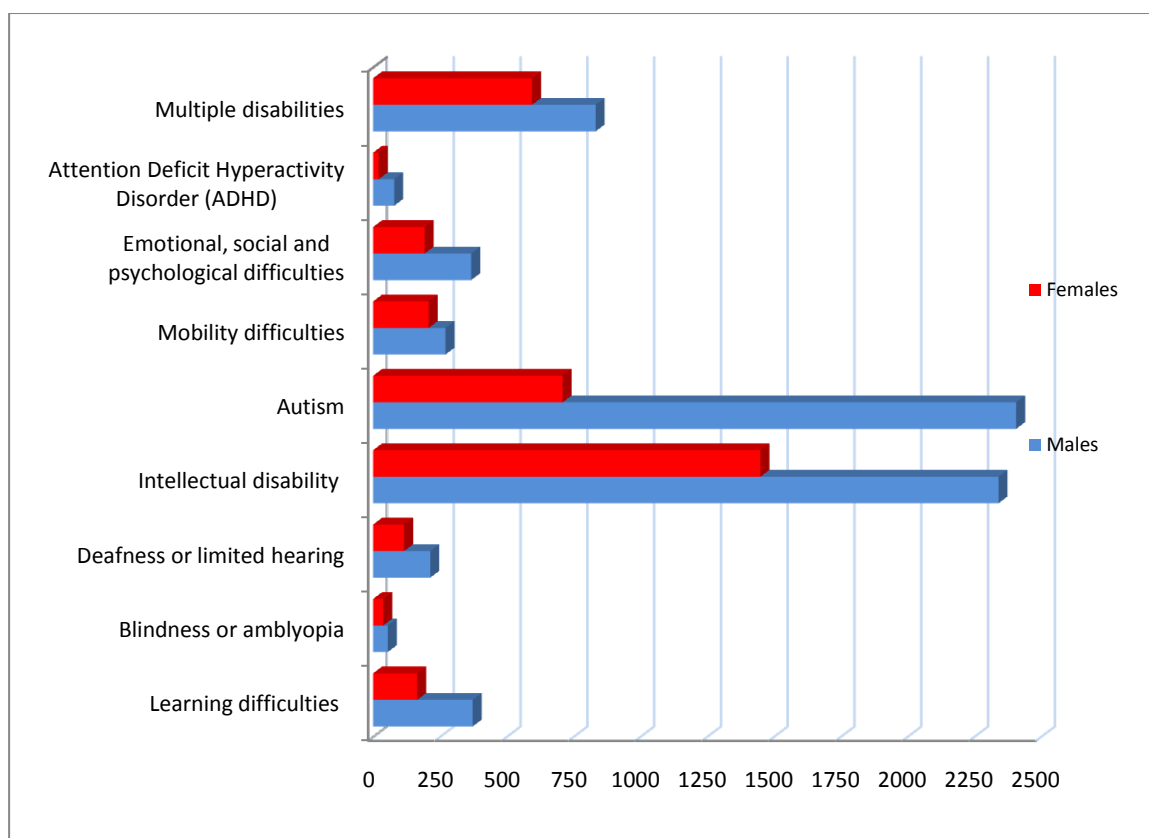
<i>By Level and Type of School Unit</i>						
Level and Type of School Unit	Pupils enrolled			Teaching Staff <sup>1</sup>		
	2015/16	2016/17	Change (%)	2015/16	2016/17	Change (%)
Special Kindergarten	594	658	10.8	211	226	7.1
Special Primary School	3,870	3,996	3.3	1,337	1,406	5.2
<b>TOTAL OF PRE-PRIMARY/PRIMARY EDUCATION</b>	<b>4,464</b>	<b>4,654</b>	<b>4.3</b>	<b>1,548</b>	<b>1,632</b>	<b>5.4</b>
Special Lower Secondary Education School	305	294	-3.6	144	145	0.7
Special Vocational Lower Secondary Education School	1,573	1,660	5.5	570	622	9.1
Special Vocational Education and Training Workshop	3,065	3,141	2.5	1,194	1,286	7.7
Special Upper Secondary Education School	112	122	8.9	24	17	-29.2
Special Vocational Upper Secondary Education School	518	564	8.9	63	82	30.2
<b>TOTAL OF SECONDARY EDUCATION</b>	<b>5,573</b>	<b>5,781</b>	<b>3.7</b>	<b>1,995</b>	<b>2,152</b>	<b>7.9</b>
<b>TOTAL</b>	<b>10,037</b>	<b>10,435</b>	<b>4.0</b>	<b>3,543</b>	<b>3,784</b>	<b>6.8</b>
<i>By Region</i>						
Region (NUTS 2)	Pupils enrolled			Teaching Staff		
	2015/16	2016/17	Change (%)	2015/16	2016/17	Change (%)
Anatoliki Makedonia, Thraki	522	536	2.7	173	186	7.5
Kentriki Makedonia	1,741	1,770	1.7	719	759	5.6
Dytiki Makedonia	201	207	3.0	89	101	13.5
Thessalia	665	673	1.2	288	296	2.8
Ipeiros	245	251	2.4	106	97	-8.5
Ionia Nisia	225	220	-2.2	68	80	17.6
Dytiki Ellada	773	836	8.2	282	299	6.0
Stereia Ellada	502	551	9.8	193	211	9.3
Peloponnisos	495	535	8.1	140	152	8.6
Attiki	3,525	3,644	3.4	1,053	1,127	7.0
Voreio Aigaio	173	180	4.0	76	89	17.1
Notio Aigaio	244	270	10.7	94	102	8.5
Kriti	726	762	5.0	262	285	8.8
<b>TOTAL</b>	<b>10,037</b>	<b>10,435</b>	<b>4.0</b>	<b>3,543</b>	<b>3,784</b>	<b>6.8</b>

<sup>1</sup> In case that a Special Vocational Lower Secondary School operates together with a Special Vocational Upper Secondary School, the teaching staff is registered at the Special Vocational Lower Secondary School. The same applies for the Special Lower Education Schools which have classes of Special Upper Secondary Schools.

**Table 3. Pupils enrolled by category of special education need<sup>2</sup> and sex**

Category of special education need	Pupils enrolled					
	2015/2016			2016/2017		
	Total	Males	Females	Total	Males	Females
Learning difficulties	492	322	170	538	373	165
Blindness or amblyopia	103	59	44	93	55	38
Deafness or limited hearing	320	204	116	330	214	116
Intellectual disability	3,727	2,311	1,416	3,791	2,341	1,450
Autism	2,900	2,258	642	3,116	2,407	709
Mobility difficulties	415	222	193	479	271	208
Emotional, social and psychological difficulties	569	365	204	560	367	193
Attention Deficit Hyperactivity Disorder (ADHD)	95	83	12	100	79	21
Multiple disabilities	1,416	807	609	1,428	833	595
<b>TOTAL</b>	<b>10,037</b>	<b>6,631</b>	<b>3,406</b>	<b>10,435</b>	<b>6,940</b>	<b>3,495</b>

**Chart 2. Pupils enrolled by category of special education need and sex, school year 2016/2017**



<sup>2</sup> If a pupil encounters more than one special education need, he/she is registered only once, under the more serious need.

## A. SPECIAL KINDERGARTENS

Table 4. Pupils enrolled and teaching staff by sector and region

<i>By sector</i>						
School Units	Pupils enrolled			Teaching Staff		
	2015/16	2016/17	Change (%)	2015/16	2016/17	Change (%)
Public	559	596	6.6	205	212	3.4
Legal Entities of Private Law <sup>3</sup>	35	62	77.1	6	14	133.3
<b>TOTAL</b>	<b>594</b>	<b>658</b>	<b>10.8</b>	<b>211</b>	<b>226</b>	<b>7.1</b>
<i>By region</i>						
Region (NUTS 2)	Pupils enrolled			Teaching Staff		
	2015/16	2016/17	Change (%)	2015/16	2016/17	Change (%)
Anatoliki Makedonia, Thraki	27	29	7.4	12	8	-33.3
Kentriki Makedonia	107	114	6.5	39	46	17.9
Dytiki Makedonia	20	18	-10.0	8	9	12.5
Thessalia	41	31	-24.4	16	19	18.8
Ipeiros	18	18	0.0	8	7	-12.5
Ionia Nisia	13	13	0.0	4	6	50.0
Dytiki Elllada	47	69	46.8	22	24	9.1
Stereia Ellada	32	43	34.4	11	12	9.1
Peloponnisos	28	28	0.0	9	7	-22.2
Attiki	190	219	15.3	56	61	8.9
Voreio Aigaio	17	18	5.9	6	7	16.7
Notio Aigaio	10	9	-10.0	5	4	-20.0
Kriti	44	49	11.4	15	16	6.7
<b>TOTAL</b>	<b>594</b>	<b>658</b>	<b>10.8</b>	<b>211</b>	<b>226</b>	<b>7.1</b>

<sup>3</sup> The Early Intervention Programmes of ELEPAP (Hellenic Society for the Protection and Rehabilitation of the Disabled Children) are addressed to pupils aged 4-7 years old with special education needs and are equivalent to pre-primary school units under the Ministry of Education (Law 3699/2008, Article 32, §1) .

## B. SPECIAL PRIMARY SCHOOLS

Table 5. Pupils enrolled and teaching staff by region

Region (NUTS 2)	Pupils enrolled			Teaching staff		
	2015/16	2016/17	Change (%)	2015/16	2016/17	Change (%)
Anatoliki Makedonia, Thraki	192	193	0.5	57	57	0.0
Kentriki Makedonia	602	633	5.1	246	257	4.5
Dytiki Makedonia	59	62	5.1	30	31	3.3
Thessalia	236	241	2.1	110	111	0.9
Ipeiros	105	107	1.9	44	43	-2.3
Ionia Nisia	84	79	-6.0	27	24	-11.1
Dytiki Ellada	310	321	3.5	105	111	5.7
Stereia Ellada	186	198	6.5	68	70	2.9
Peloponnisos	183	195	6.6	50	56	12.0
Attiki	1,477	1,510	2.2	445	470	5.6
Voreio Aigaio	65	68	4.6	27	33	22.2
Notio Aigaio	103	112	8.7	36	40	11.1
Kriti	268	277	3.4	92	103	12.0
<b>TOTAL</b>	<b>3,870</b>	<b>3,996</b>	<b>3.3</b>	<b>1,337</b>	<b>1,406</b>	<b>5.2</b>

## C. SPECIAL LOWER SECONDARY EDUCATION SCHOOLS

(Including Special Lower Secondary Education Schools, Special Vocational Lower Secondary Education Schools and Special Vocational Education and Training Workshops)

Table 6. Pupils enrolled and teaching staff by region

Region (NUTS 2)	Pupils enrolled			Teaching staff <sup>4</sup>		
	2015/16	2016/17	Change (%)	2015/16	2016/17	Change (%)
Anatoliki Makedonia, Thraki	294	304	3.4	104	121	16.3
Kentriki Makedonia	863	872	1.0	407	428	5.2
Dytiki Makedonia	122	117	-4.1	51	61	19.6
Thessalia	299	307	2.7	162	166	2.5
Ipeiros	103	108	4.9	54	47	-13.0
Ionia Nisia	128	128	0.0	37	50	35.1
Dytiki Ellada	365	382	4.7	155	164	5.8
Stereia Ellada	240	268	11.7	104	116	11.5
Peloponnisos	284	299	5.3	81	89	9.9
Attiki	1,691	1,726	2.1	521	562	7.9
Voreio Aigaio	91	94	3.3	43	49	14.0
Notio Aigaio	131	145	10.7	53	58	9.4
Kriti	332	345	3.9	136	142	4.4
<b>TOTAL</b>	<b>4,943</b>	<b>5,095</b>	<b>3.1</b>	<b>1,908</b>	<b>2,053</b>	<b>7.6</b>

<sup>4</sup> In case that a Special Vocational Lower Secondary School operates together with a Special Vocational Upper Secondary School, the teaching staff is registered at the Special Vocational Lower Secondary School. The same applies for the Special Lower Education Schools which have classes of Special Upper Secondary Schools.

## D. SPECIAL UPPER SECONDARY EDUCATION SCHOOLS

(Including Special Upper Secondary Education Schools and Special Vocational Upper Secondary Education Schools)

**Table 7. Pupils enrolled and teaching staff by region**

Region (NUTS 2)	Pupils enrolled			Teaching staff <sup>5</sup>		
	2015/16	2016/17	Change (%)	2015/16	2016/17	Change (%)
Anatoliki Makedonia, Thraki	9	10	11.1	0	0	-
Kentriki Makedonia	169	151	-10.7	27	28	3.7
Dytiki Makedonia	0	10	-	0	0	-
Thessalia	89	94	5.6	0	0	-
Ipeiros	19	18	-5.3	0	0	-
Ionia Nisia	0	0	-	0	0	-
Dytiki Ellada	51	64	25.5	0	0	-
Stereia Ellada	44	42	-4.5	10	13	30.0
Peloponnisos	0	13	-	0	0	-
Attiki	167	189	13.2	31	34	9.7
Voreio Aigaio	0	0	-	0	0	-
Notio Aigaio	0	4	-	0	0	-
Kriti	82	91	11.0	19	24	26.3
<b>TOTAL</b>	<b>630</b>	<b>686</b>	<b>8.9</b>	<b>87</b>	<b>99</b>	<b>13.8</b>

<sup>5</sup> In case a Special Lower Secondary School and a Special Upper Secondary School (Vocational or General) belong and operate under the same administration unit, the teaching staff of those schools is recorded as staff employed in the Lower Secondary School.



## EXPLANATORY NOTES

### Survey on Special Education Schools

The special education school units of Pre-primary/Primary and Secondary Education are the following:

- Special Kindergartens
- Early Intervention Programmes of ELEPAP (Hellenic Society for the Protection and Rehabilitation of the Disabled Children) - Kindergartens
- Special Primary Schools
- Special Lower Secondary Education Schools
- Special Vocational Education and Training Workshops
- Special Vocational Lower Secondary Education Schools
- Special Upper Secondary Education School
- Special Vocational Upper Secondary Education School

This survey is conducted, on a yearly basis, aiming at collecting data on the number of pupils enrolled, the school units and the number of teaching staff.

### Legal Frame

Regulations 452/2008 of the European Parliament and of the Council and 912/2013 implementing Regulation of the European Commission.

### Statistical Units

The statistical units are the school units of Special Education.

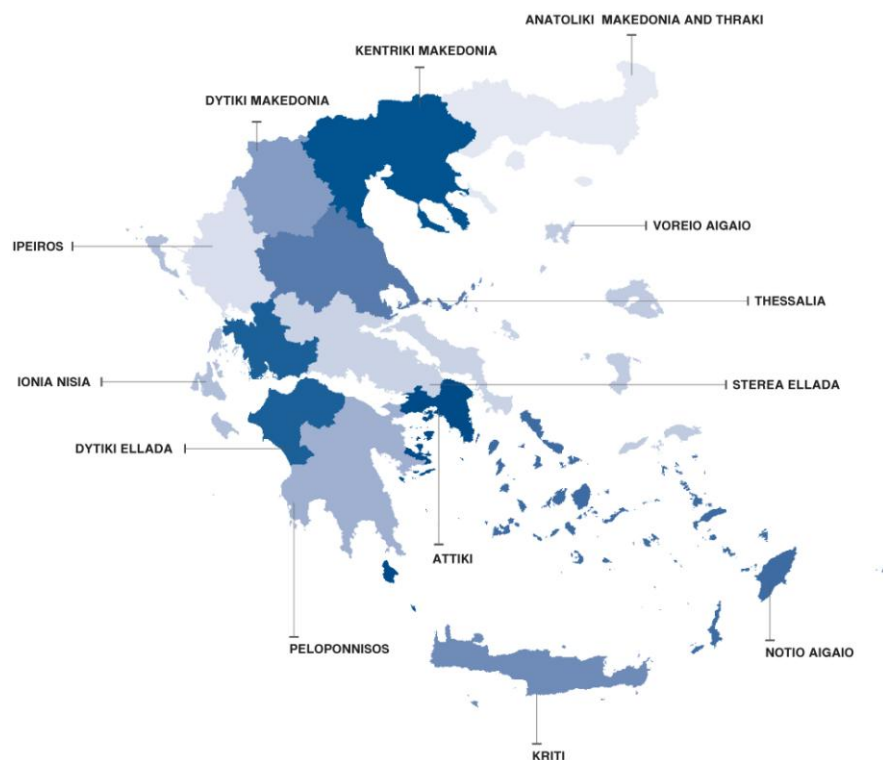
### Coverage

Greece total.

### Geographical Classification

The geographical classification is based on Nomenclature of Territorial Units for Statistics.

**Map of the 13 Regions (NUTS 2) of Greece**



<b>Dissemination of results</b>	The data are posted on a yearly basis on the website of ELSTAT and are published in a relevant Press Release.
<b>Reference period</b>	The data of the surveys refer to the end of school year 2016/2017.
<b>Methodology and coverage</b>	The survey on Special Education Schools is an annual, census survey, conducted by ELSTAT. The data are collected from the questionnaires that are filled in by the relevant school units and subsequently they are checked and transitted to ELSTAT by the relevant Directorates of Primary and Secondary Education of the Ministry of Education.
<b>References</b>	More information, such as tables with the survey results, samples of questionnaires, etc. on the Survey on Special Education Schools, can be found on the webpage of ELSTAT <a href="http://www.statistics.gr">www.statistics.gr</a> , at the link: "Statistics"/ Population and Social Conditions / Education and Training /Special Education (end of the school year)".