



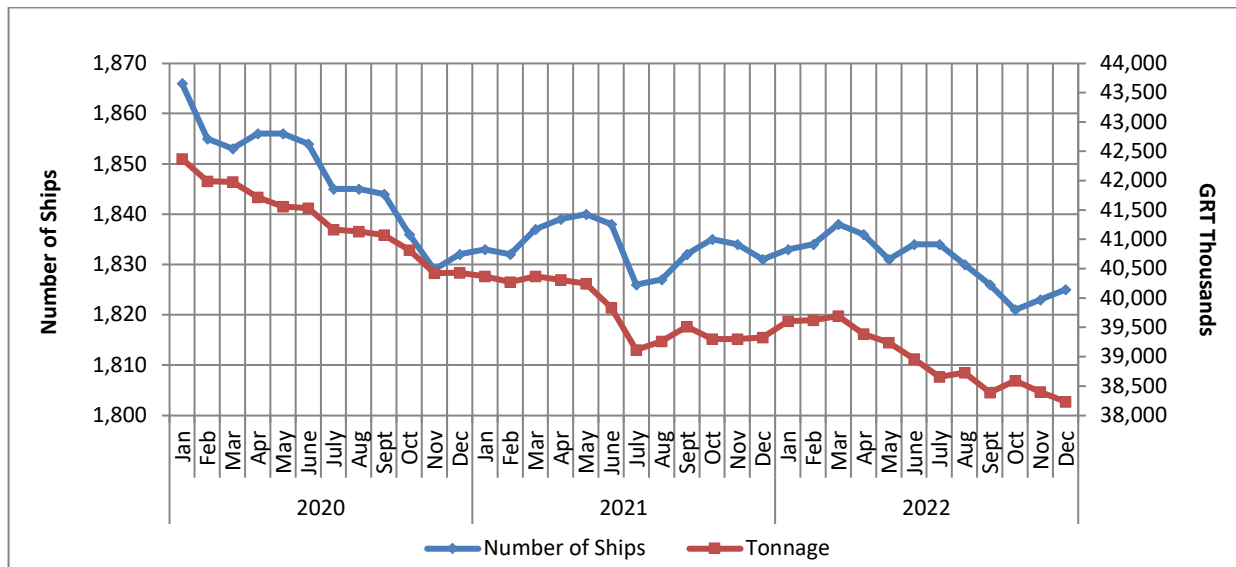
GREEK MERCHANT FLEET:

December 2022 (Provisional data)

The Hellenic Statistical Authority (ELSTAT) announces data on the Greek Merchant Fleet (for vessels of 100 GRT¹) for December 2022. Particularly:

- The Greek Merchant Fleet decreased by 0.3% in December 2022 compared with December 2021. A decrease of 0.1% was recorded in December 2021 compared with December 2020 (Table 1).
- The gross tonnage of the Greek Merchant Fleet, for vessels of 100 GRT and over, recorded a decrease of 2.8% in December 2022 compared with December 2021. A decrease of 2.7% was recorded in December 2021 compared with December 2020 (Table 1).

Graph 1: Greek Merchant ships of 100 GRT and over: January 2020– December 2022



Information on methodological issues:

Division of Sectoral Statistics
Section of Transport Statistics
P. Tzortzi, F. Georgakopoulou
Tel : +30 213 135 2187 , +30 213 135 3090
E mail: p.tzortzi@statistics.gr
f.georgakopoulou@statistics.gr

Information for data provision:

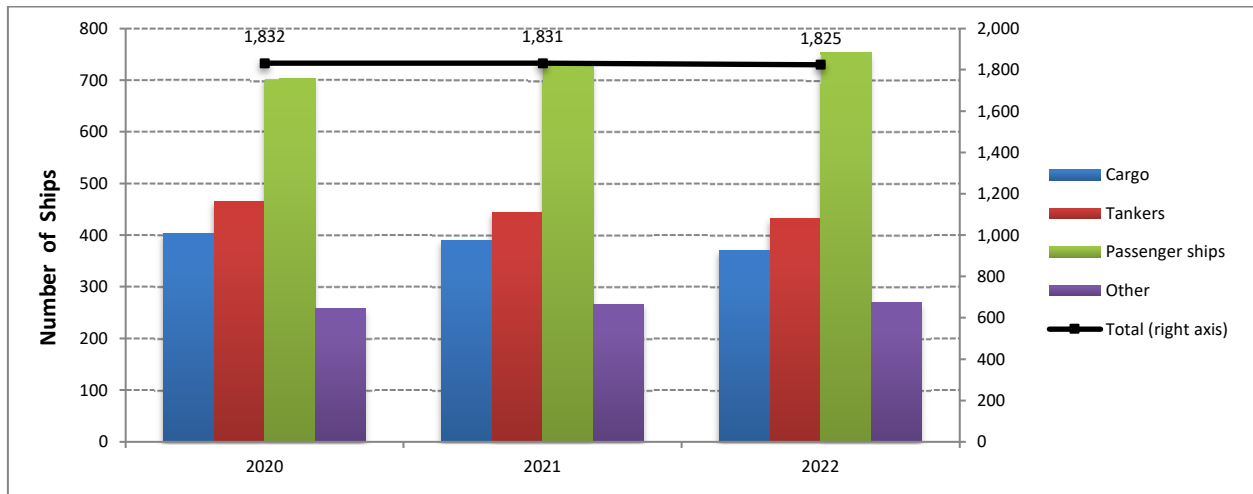
Tel. +30 213 135 2022
E mail: data.dissem@statistics.gr

¹GRT: Gross Tonnage

Table 1: Number and tonnage of Greek Merchant ships of 100 GRT and over, by types of ships, December 2020 – 2022

December										
Types of ships	2020		2021		Change % 2021/2020		2022		Change % 2022/2021	
	Number of Ships	Tonnage (GRT)	Number of Ships	Tonnage (GRT)	Number of Ships	Tonnage (GRT)	Number of Ships	Tonnage (GRT)	Number of Ships	Tonnage (GRT)
Total:	1,832	40,426,271	1,831	39,326,127	-0.1	-2.7	1,825	38,231,690	-0.3	-2.8
Cargo	404	12,021,133	390	11,753,753	-3.5	-2.2	371	10,914,565	-4.9	-7.1
Tankers	466	27,035,336	445	26,177,196	-4.5	-3.2	432	25,896,705	-2.9	-1.1
Passenger ships	704	1,275,364	730	1,279,262	3.7	0.3	753	1,279,498	3.2	0.0
Other	258	94,438	266	115,916	3.1	22.7	269	140,922	1.1	21.6

Graph 2a: Number of Greek Merchant ships of 100 GRT and over, by types of ships, December 2020 – 2022



Graph 2b: Tonnage of Greek Merchant Ships of 100 GRT and over, by types of ships, December 2020 – 2022

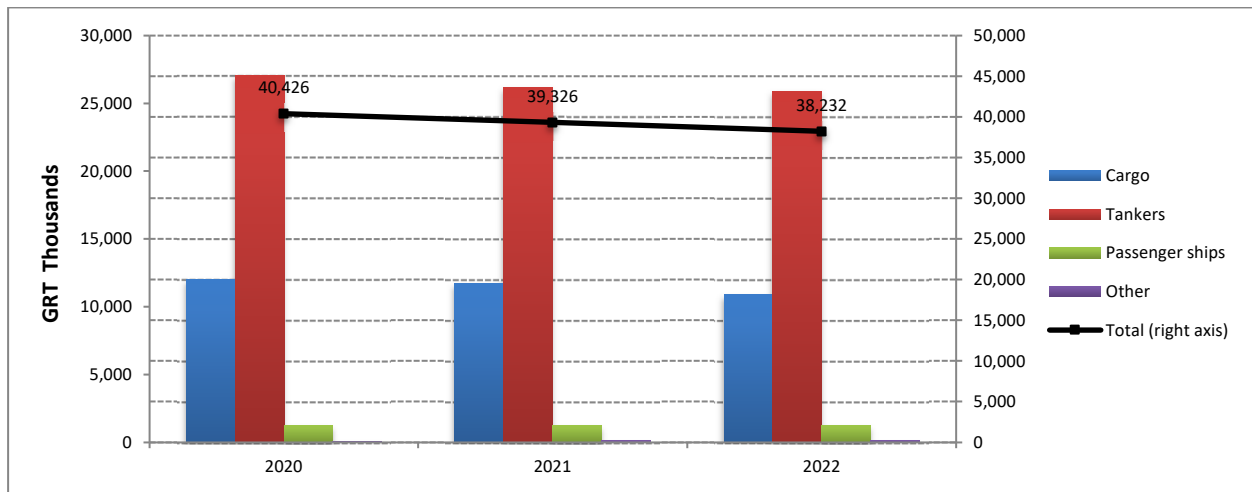


Table 2: Distribution of the Greek Merchant ships of 100 GRT and over, by tonnage groups, December 2020 – 2022

December										
Tonnage Groups	2020		2021		Change % 2021/2020		2022		Change % 2022/2021	
	Number of Ships	Tonnage (GRT)	Number of Ships	Tonnage (GRT)	Number of Ships	Tonnage (GRT)	Number of Ships	Tonnage (GRT)	Number of Ships	Tonnage (GRT)
Total:	1,832	40,426,271	1,831	39,326,127	-0.1	-2.7	1,825	38,231,690	-0.3	-2.8
[100-500)	815	202,760	839	205,917	2.9	1.6	855	209,031	1.9	1.5
[500-3,000)	352	437,163	351	440,729	-0.3	0.8	344	430,894	-2.0	-2.2
[3,000-7,000)	74	330,971	74	330,205	0.0	-0.2	78	347,722	5.4	5.3
[7,000-10,000)	24	204,176	23	195,082	-4.2	-4.5	25	209,666	8.7	7.5
[10,000-20,000)	48	701,143	50	729,861	4.2	4.1	49	709,898	-2.0	-2.7
[20,000-30,000)	65	1,707,504	61	1,605,640	-6.2	-6.0	63	1,669,686	3.3	4.0
[30,000+)	454	36,842,554	433	35,818,693	-4.6	-2.8	411	34,654,793	-5.1	-3.2

Graph 3: Distribution of Greek Merchant ships of 100 GRT and over, by tonnage groups, December 2020 – 2022

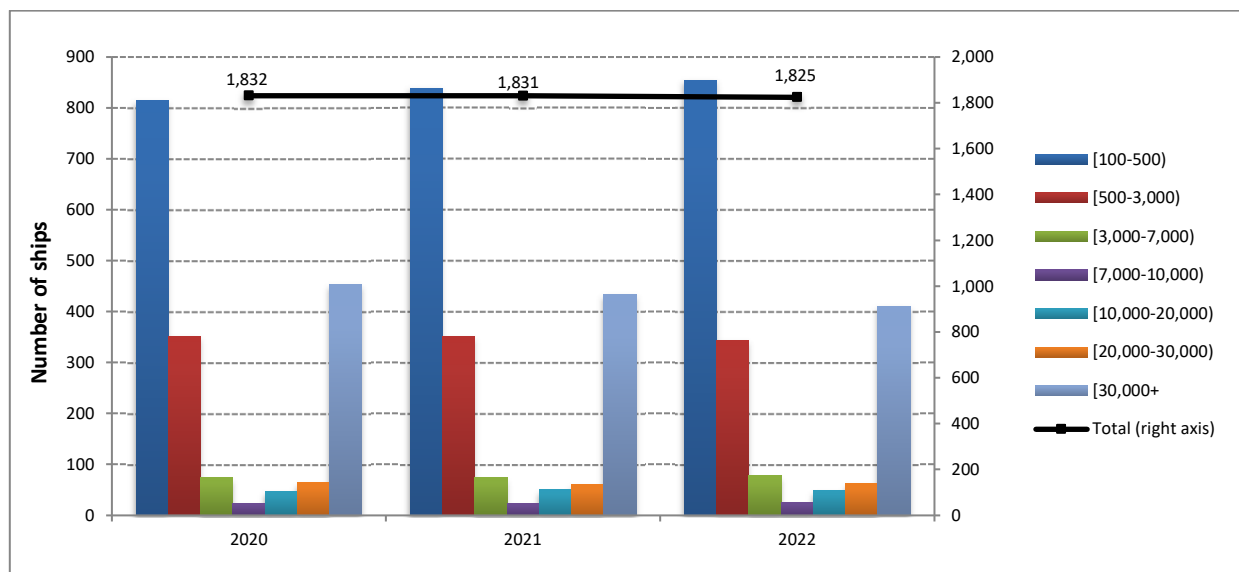
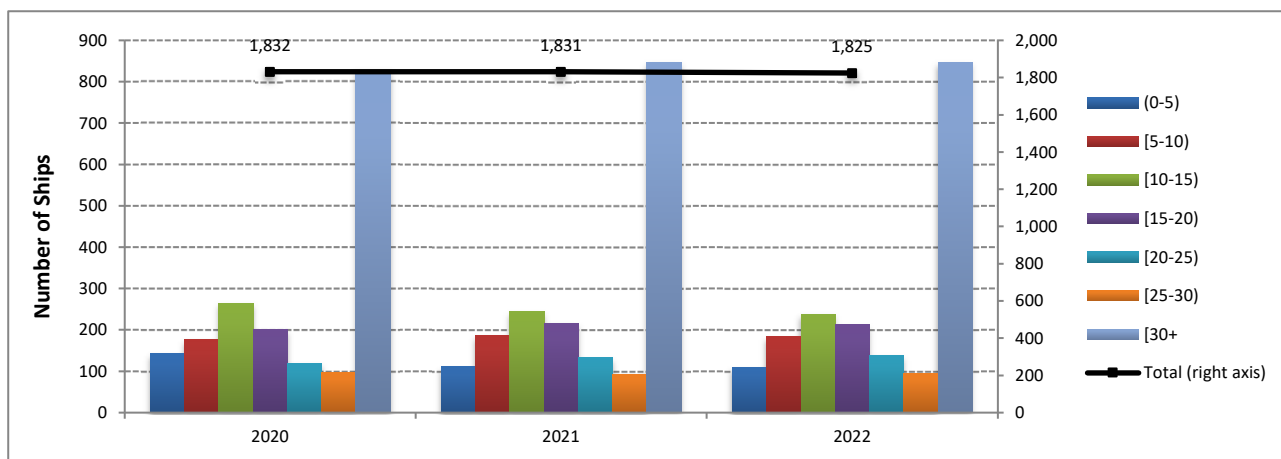


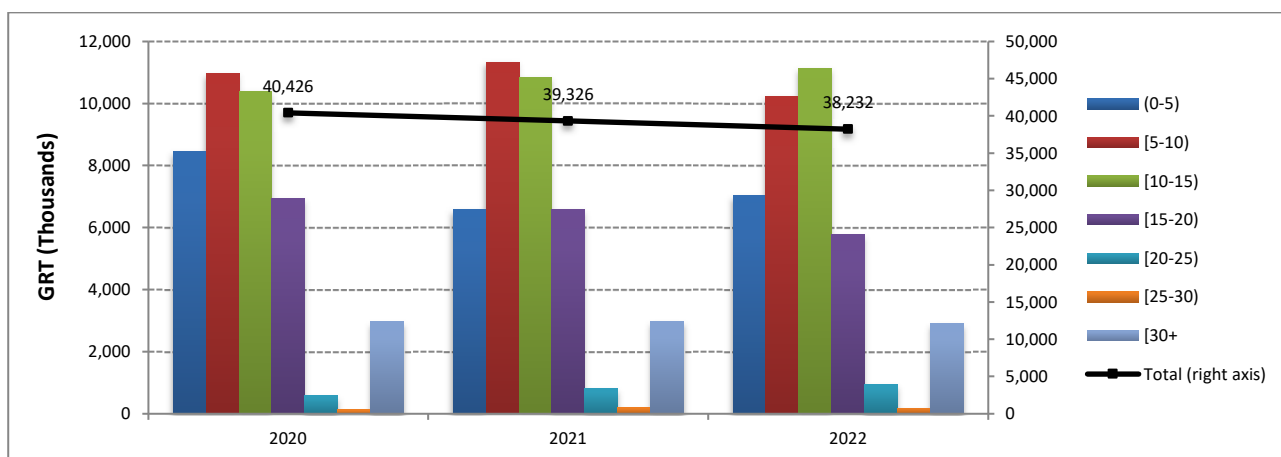
Table 3: Distribution of Greek Merchant ships of 100 GRT and over, by age groups, December 2020 – 2022

December										
2020			2021		Change % 2021/2020		2022		Change % 2022/2021	
Age Groups	Number of Ships	Tonnage (GRT)	Number of Ships	Tonnage (GRT)	Number of Ships	Tonnage (GRT)	Number of Ships	Tonnage (GRT)	Number of Ships	Tonnage (GRT)
Total:	1,832	40,426,271	1,831	39,326,127	-0.1	-2.7	1,825	38,231,690	-0.3	-2.8
(0-5)	143	8,446,043	111	6,571,449	-22.4	-22.2	110	7,026,746	-0.9	6.9
[5-10)	177	10,964,606	187	11,331,484	5.6	3.3	184	10,242,226	-1.6	-9.6
[10-15)	265	10,407,342	244	10,838,212	-7.9	4.1	239	11,132,203	-2.0	2.7
[15-20)	202	6,939,441	217	6,577,270	7.4	-5.2	212	5,775,779	-2.3	-12.2
[20-25)	120	585,960	133	823,536	10.8	40.5	139	964,697	4.5	17.1
[25-30)	97	121,328	93	201,608	-4.1	66.2	95	179,609	2.2	-10.9
[30+)	828	2,961,551	846	2,982,568	2.2	0.7	846	2,910,430	0.0	-2.4

Graph 4a: Distribution of Greek Merchant ships 100 GRT and over, by age groups, December 2020 – 2022



Graph 4b: Tonnage of Greek Merchant ships of 100 GRT and over, by age groups, December 2020–2022



METHODOLOGICAL NOTES

Greek Merchant Fleet Survey	The Survey on the Greek Merchant Fleet is conducted on a monthly basis since 1964 without any major methodological changes ever since. The purpose of the survey is to fully record statistical data on the number and basic characteristics of the Greek merchant ships, thus depicting the evolution over the course of time of the Greek merchant fleet.
Legal Framework	The survey is conducted in compliance with the joint Ministerial Decision (No 6792/G-81/11-4-97), signed by the Minister of National Economy and the Minister of Mercantile Marine.
Reference Period	The results of the survey refer <u>to the end of December 2022</u> .
Coverage	The survey covers all domestic Port Authorities, as well as Greek Consular Port Authorities abroad, which keep ship registers. These Authorities have to send a report on a monthly basis to the Hellenic Statistical Authority (ELSTAT), pertaining to the changes in the Greek merchant ships registered in their ship registers.
Definitions	<p>Merchant ship: Seagoing self-propelled vessel, at least of 10 GRT, designed for the carriage of goods, transport of passengers, for fishing, towing or specially fitted out for other commercial maritime activities.</p> <p>Greek merchant fleet: The total number of the merchant ships under Greek flag. The Greek flag carried by these ships means that all their maritime activities (subsidies for ship building, cargo limitations and other tax provisions) are governed by commercial and economic rules which are laid down by the respective Greek authorities.</p> <p>Gross Register Tonnage (GRT): Refers to the spaces within the hull and of the enclosed spaces above the deck which are available for carrying goods, food, passengers and crew, GRT is equal to the volume of 100 cubic feet or 2.83 m³.</p> <p>Net Register Tonnage (NRT): It is derived from the gross tonnage by deducting allowances in respect of spaces used for the crew, navigating and propelling machinery, fuel and water ballasts, and other spaces not used for passengers or cargo.</p> <p>Age of ship: indicated by the year of original construction of the hull or that of the hull containing the engine room.</p>
Methodology	<p>It is an exhaustive survey conducted by all domestic Port Authorities and Greek Consular Port Authorities abroad, which report to ELSTAT, on a monthly basis, on changes in the ships pertaining to: a) new registrations of ships in the ship registers, b) change in the name of a ship, c) change of ownership, d) transfers to or from a different port, e) deletion of a ship from a ship's register, f) final measurement – remeasurement of ships, g) replacement of the ship's engine.</p> <p>All these data, after being dully processed, are used to update, through a specially designed software application, the Official Register of Greek Merchant Ships. This Register is used for the production of monthly and annual statistical results.</p>
References	Further information (tables, charts) concerning the Survey on the Greek Merchant Fleet can be found on the webpage of ELSTAT (www.statistics.gr), under the link: https://www.statistics.gr/el/statistics/-/publication/SMA27