



PRESS RELEASE

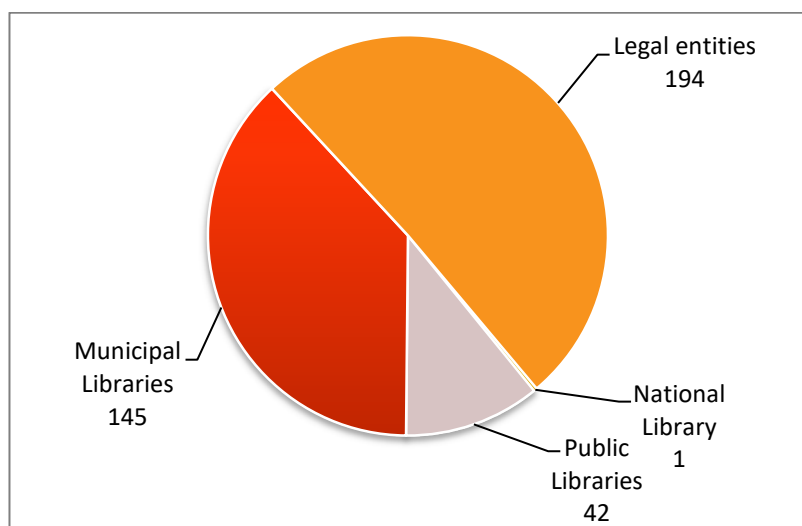
SURVEY ON LIBRARIES OF GREECE, 2018

The Hellenic Statistical Authority (ELSTAT) announces the data of the Survey on Libraries of Greece conducted for the year 2018.

The Survey on Libraries of Greece (excluding school libraries) is a census survey conducted every two years and it records important information concerning libraries, such as: their legal status, the type of the library, the existence of branches and mobile units, collections of books, journals and manuscripts, data on library personnel, facilities and equipment, library traffic and services provided to readers, classification of library material, information on audiovisual material and on the access of the library to electronic documentation over the Internet.

This survey covers all libraries, excluding school libraries. In 2018, the total number of libraries amounted to 382, encompassing the National Library of Greece, 42 public libraries, 145 municipal libraries and 194 libraries of legal persons (under public and private law or of other legal form) (Graph 1). Out of the total number of libraries, 220 are general libraries and 162 are specialised libraries, the majority of them being university libraries. These libraries have 159 branches and 37 mobile units.

Graph 1. Number of libraries by legal status, year 2018



Information on methodological issues:

Sectoral Statistics Division
Tourism and Cultural Statistics Section
Head of the Section: Asimina Katri
Tel: +30 213 135 2168
Fax: +30 210 482 2669
e-mail: a.katri@statistics.gr

Information for data provision:

Tel. +30 213 135 2022, 2308, 2310
e-mail: data.dissem@statistics.gr

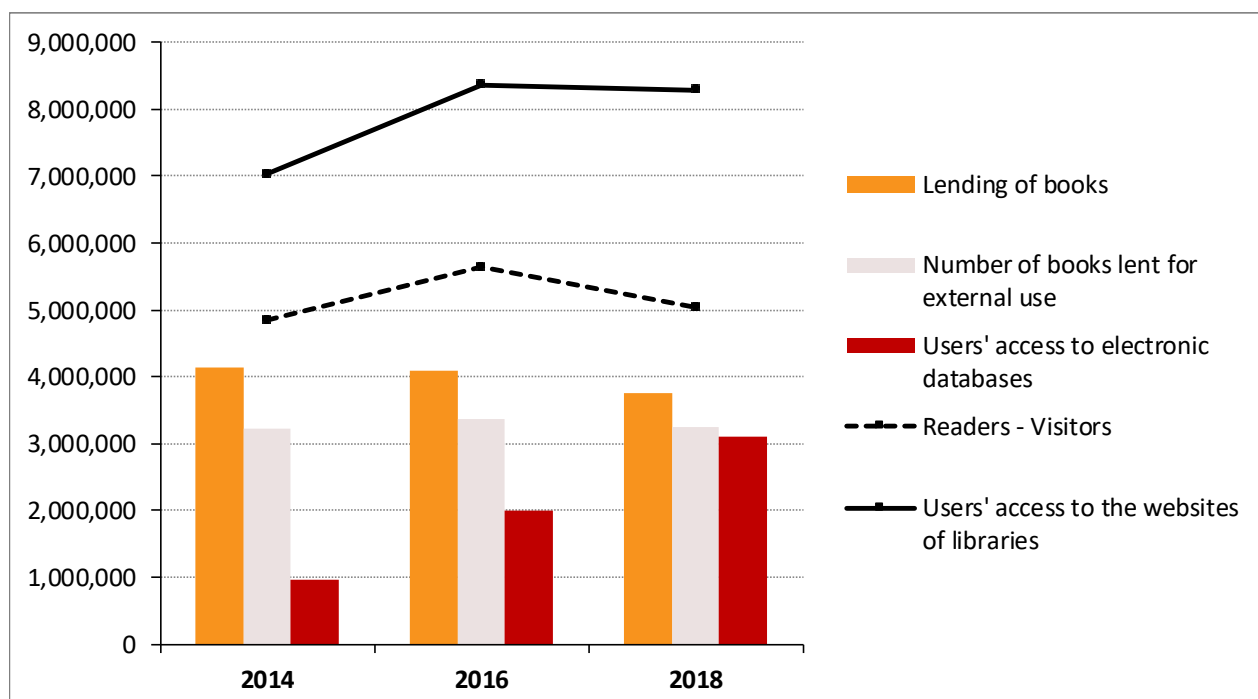
As regards **library traffic and lending of books**, the following comparative data are observed for the years 2018/2016 and 2016/2014:

- a decrease of 10.6 % and an increase of 16.1 %, respectively, in the number of readers-visitors;
- a decrease of 7.9 % and 1.4 %, respectively, in the number of books lent;
- a decrease of 3.6 % and an increase of 4.1 %, respectively, in the lending of books for external use;
- an increase of 55.3 % and 109.5 % , respectively, in the access of users to electronic databases;
- a decrease of 1.0 % and an increase of 19.0 %, respectively, in the access of users to websites of libraries (Table 1, Graph 2).

Table 1. Library traffic and lending of books, years 2014, 2016 and 2018

LIBRARY TRAFFIC LENDING OF BOOKS	2014	2016	2018	Change (%) 2016/2014	Change (%) 2018/2016
Readers — visitors	4,848,431	5,630,785	5,032,860	16.1	-10.6
Lending of books	4,136,525	4,079,796	3,757,272	-1.4	-7.9
<i>Thereof books lent for external use</i>	<i>3,232,540</i>	<i>3,363,564</i>	<i>3,243,111</i>	<i>4.1</i>	<i>-3.6</i>
Users' access to electronic databases	956,206	2,003,093	3,110,575	109.5	55.3
Users' access to the websites of libraries	7,026,788	8,359,301	8,279,403	19.0	-1.0

Graph 2. Library traffic- lending of books, years 2014, 2016 and 2018



As regards the **collections of books, journals and manuscripts** the following comparative data are observed for the years 2018/2016 and 2016/2014:

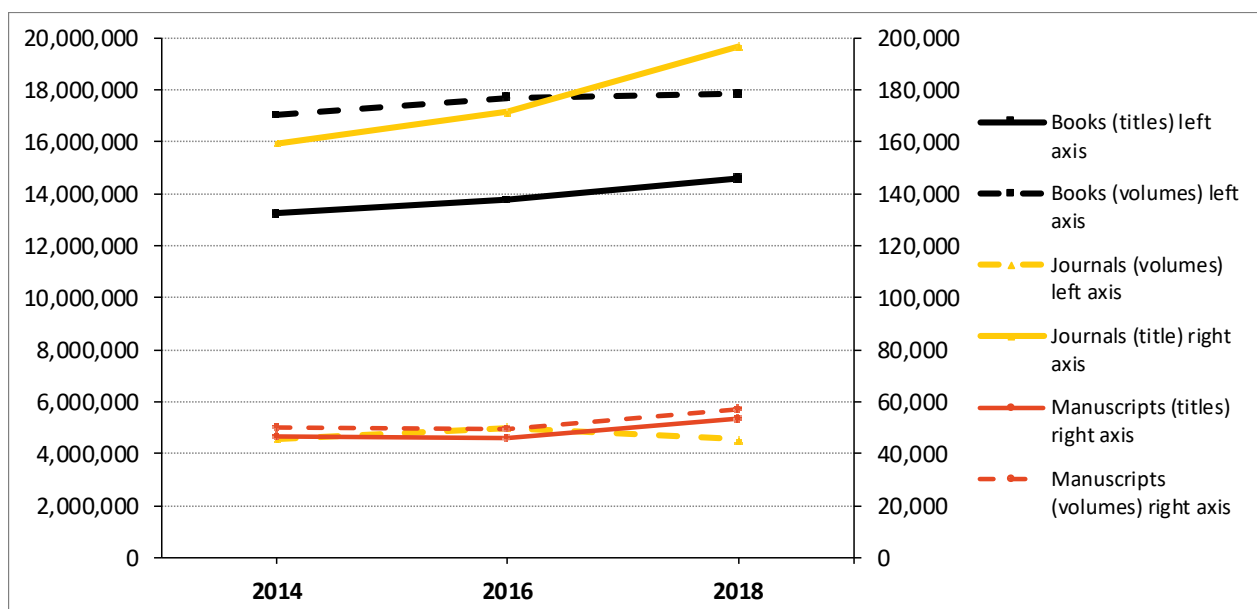
- books: an increase of 5.9 % and 3.8 %, respectively, in titles and an increase of 0.8 % and 4.0 %, respectively, in the number of volumes;
- journals: an increase of 14.7 % and 7.5 %, respectively in titles and a decrease of 8.4 % and an increase of 8.9 %, respectively, in the number of volumes;
- manuscripts: an increase of 17.3 % and a decrease of 1.4%, respectively, in the number of titles and an increase of 15.9 % and a decrease of 0.9 %, respectively, in the number of volumes (Table 2, Graph 3).

Table 2. Collections of books, journals and manuscripts of libraries, years 2014⁽¹⁾, 2016⁽¹⁾ and 2018

COLLECTIONS		2014	2016	2018	Change (%) 2016/2014	Change (%) 2018/2016
Books	Titles	13,256,701	13,763,239	14,575,374	3.8	5.9
	Volumes	17,037,827	17,711,223	17,852,484	4.0	0.8
Journals	Titles	159,619	171,555	196,762	7.5	14.7
	Volumes	4,584,584	4,992,510	4,573,388	8.9	-8.4
Manuscripts	Titles	46,539	45,865	53,785	-1.4	17.3
	Volumes	49,893	49,423	57,302	-0.9	15.9

(1) Manuscripts: revised data for the reference years 2014 and 2016.

Graph 3. Collections of books, journals and manuscripts of libraries, years 2014⁽¹⁾, 2016⁽¹⁾ and 2018



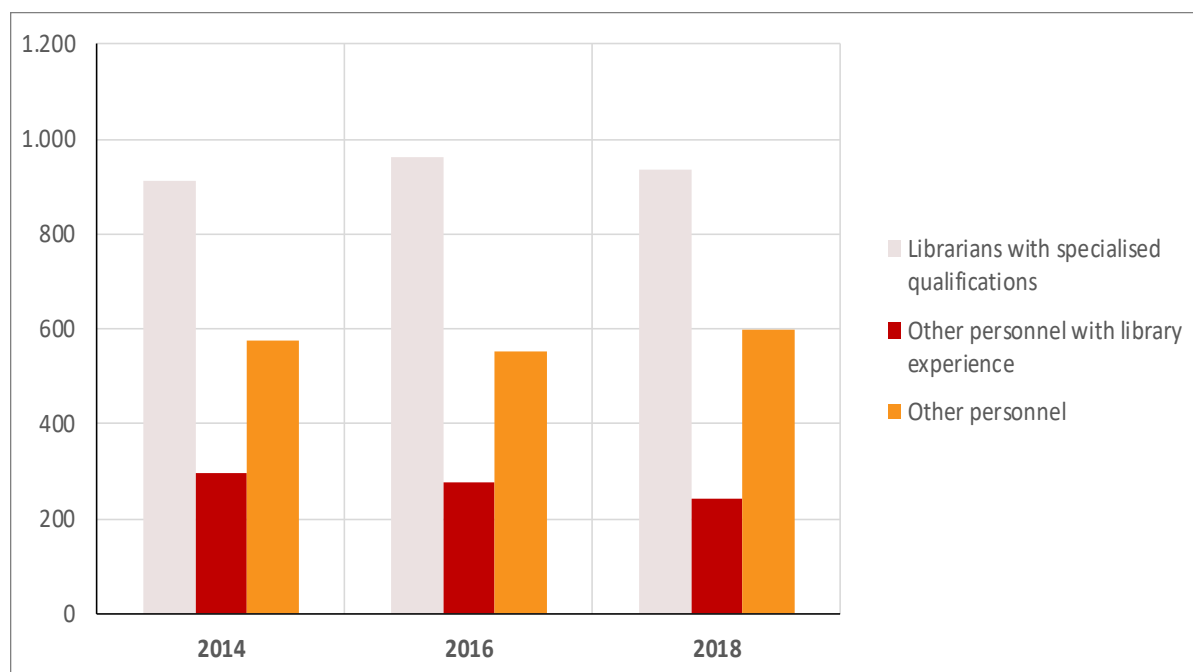
(1) Manuscripts: revised data for the reference years 2014 and 2016.

With regard to **personnel employed in the libraries**, when comparing the years 2018 with 2016 and 2016 with 2014, a decrease of 0.6 % and an increase of 0.1 %, respectively, is recorded in the total number of persons employed in libraries. More specifically, in 2018 compared to 2016 and in 2016 compared with 2014, the number of “librarians with specialised qualifications” decreased by 2.6 % while it increased by 5.3 %, respectively, and the “other personnel with library experience” recorded a decrease of 12.3 % and 7.1 %, respectively. Finally, an increase of 8.7 % and a decrease of 4.5 %, respectively, were observed in the “other personnel” of the libraries.

Table 3: Library personnel, years 2014, 2016 and 2018

PERSONNEL	2014	2016	2018	Change (%) 2016/2014	Change (%) 2018/2016
Librarians with specialised qualifications	913	961	936	5.3	-2.6
Other personnel with library experience	297	276	242	-7.1	-12.3
Other personnel	577	551	599	-4.5	8.7
Total number of persons employed	1,787	1,788	1,777	0.1	-0.6

Graph 4. Library personnel, years 2014, 2016 and 2018



EXPLANATORY NOTES

Survey on libraries of Greece (excluding school libraries)	The Survey on Libraries of Greece (excluding school libraries) is being conducted since 1970, every two years, collecting data from the National Library of Greece, university libraries, municipal libraries and libraries of other public and private bodies.
Legal framework	Law 3832/2010, as amended and in force.
Reference period	The year 2018.
Methodology	<p>It is a census survey.</p> <p>The term “title” refers to the name of a work (book, periodical, etc) which may consist of one or several volumes, e.g. an encyclopedia is a title that has many volumes.</p>
Information about the survey	<p>A “volume” means every bound physical book, many volumes comprising a monograph.</p> <p>For the reference year 2018 the number of libraries is decreased compared with the previous reference years mainly due to the merging of some university libraries.</p>
References	<p>More information on the Survey on Libraries of Greece for 2018, as well as information from previous years can be found on the website of the Hellenic Statistics Authority (www.statistics.gr) under Population/Social conditions/Culture, libraries, or directly at https://www.statistics.gr/en/statistics/-/publication/SCI06/</p>