



HELLENIC REPUBLIC
HELLENIC STATISTICAL AUTHORITY

Piraeus, 8 October 2025

**SURVEY ON CULTURAL ACTIVITIES
OF THE MINISTRY OF CULTURE,
2024**

The Hellenic Statistical Authority (ELSTAT) announces the results of the 2024 Survey on Cultural Activities of the Divisions of the Ministry of Culture.

On the basis of the data deriving from the survey for reference year 2024, the following are observed:

- In 2024, 30 properties of archaeological interest were expropriated by the Independent Expropriations Department of the Ministry of Culture, over 19 during year 2023, recording an increase of 57.9% when compared to 2023. The relevant compensation paid amounted to 11,237,116 euro for 2024 over 27,459,741 euro for 2023, recording a decrease of 59.1% when compared with 2023 (Table 1, Graph 1).
- The receipts of the Hellenic Organization of Cultural Resources Development (HOCRED) amounted to 5,578,672 euro in 2024 over 3,820,594 euro in 2023, recording an increase of 46.0% in comparison with 2023 (Table 2, Graph 2).
- The subsidies granted to cultural entities, such as museums, art galleries, theatres, film and classical dance associations, municipal and regional theatres, etc. amounted to 76,703,084 euro in 2024 over 73,312,103 euro in 2023, recording an increase of 4.6% in comparison with 2023 (Table 3, Graph 3).
- In 2024, the teaching personnel of vocational theatre, dance, music schools and conservatoires amounted to 8,892 persons, the number of students to 53,260 and the number of graduates, obtaining a diploma or relevant degree to 3,342, over 8,822 teaching personnel, 51,906 students and 3,087 graduates in 2023. In comparison with the corresponding data of 2023, an increase of 0.8% is observed as regards teaching personnel, of 2.6% as regards the number of students and of 8.3% as regards the number of graduates obtaining a diploma or relevant degree (Table 4, Graph 4).
- In 2024, there was financial support for six (6) panhellenic and local conferences and five (5) international conferences by the Ministry of Culture, over five (5) panhellenic and local conferences and nine (9) international ones for 2023 (Table 5, Graph 5).

Information on methodological issues:

Sectoral Statistics Division
Tourism and Culture Statistics Section
Head of Section: Eleni Papadopoulou
Tel: +30 213 135 2168
e-mail: e.papadopoulou@statistics.gr

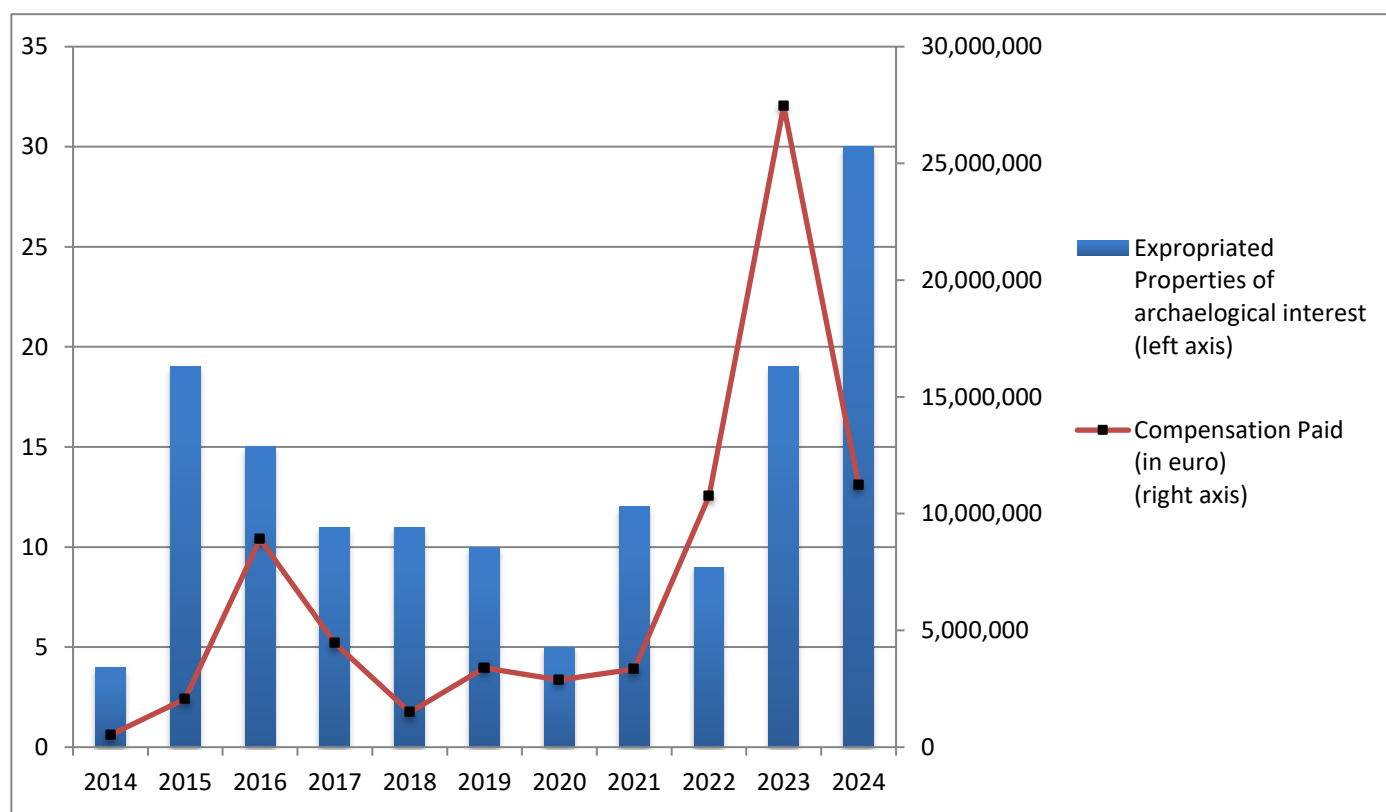
Information for data provision:

Tel. +30 213 135 2022, 2308, 2310
e-mail: data.dissem@statistics.gr

Table 1: Expropriated properties of archaeological interest and compensation paid (2014-2024)

Year	Expropriated Properties of archaeological interest	Compensation Paid (in euro)
2014	4	523,516
2015	19	2,070,622
2016	15	8,914,740
2017	11	4,453,169
2018	11	1,490,000
2019	10	3,401,079
2020	5	2,882,939
2021	12	3,349,531
2022	9	10,757,038
2023	19	27,459,741
2024	30	11,237,116

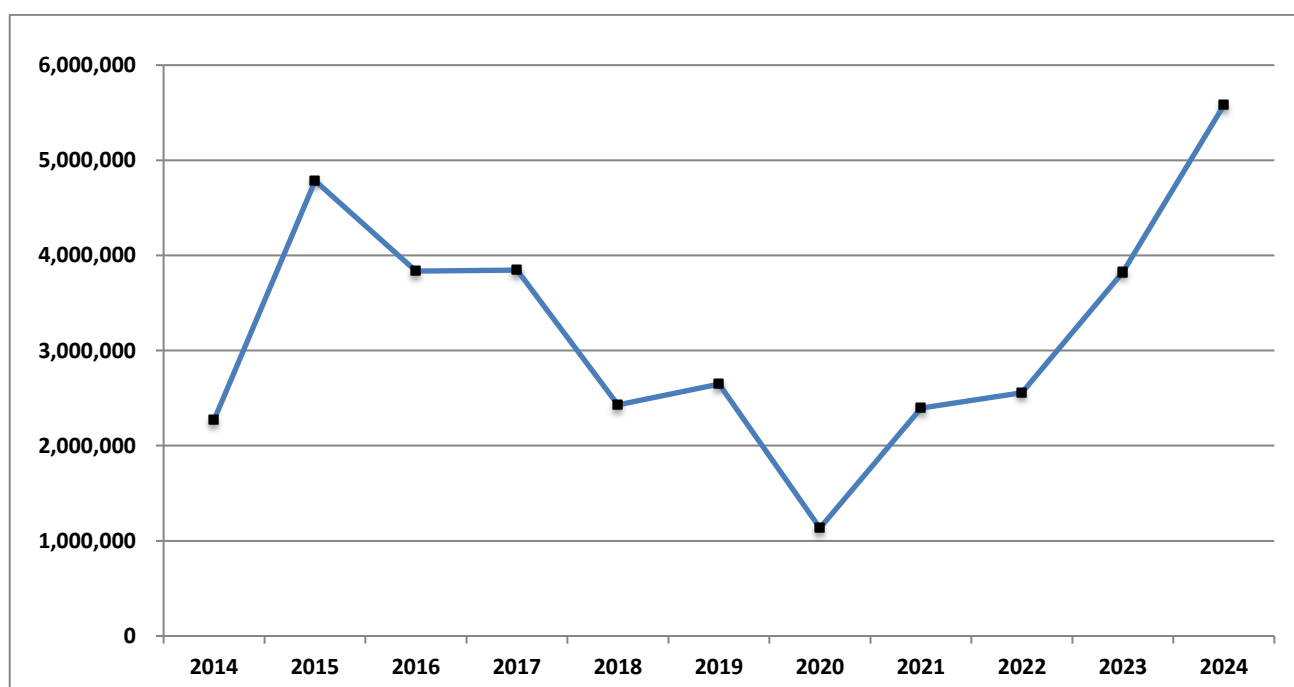
Graph 1: Expropriated properties of archaeological interest and compensation paid (2014-2024)



**Table 2: Receipts¹ of the Hellenic Organization of Cultural Resources Development (HOCRED)
(2014-2024)**

Year	Receipts of the Fund of Archaeological Proceeds (euro)
2014	2,271,147
2015	4,783,193
2016	3,834,389
2017	3,844,173
2018	2,428,796
2019	2,647,084
2020	1,134,376
2021	2,395,650
2022	2,557,556
2023	3,820,594
2024	5,578,672

**Graph 2: Receipts¹ of the Hellenic Organization of Cultural Resources Development (HOCRED)
(2014-2024)**

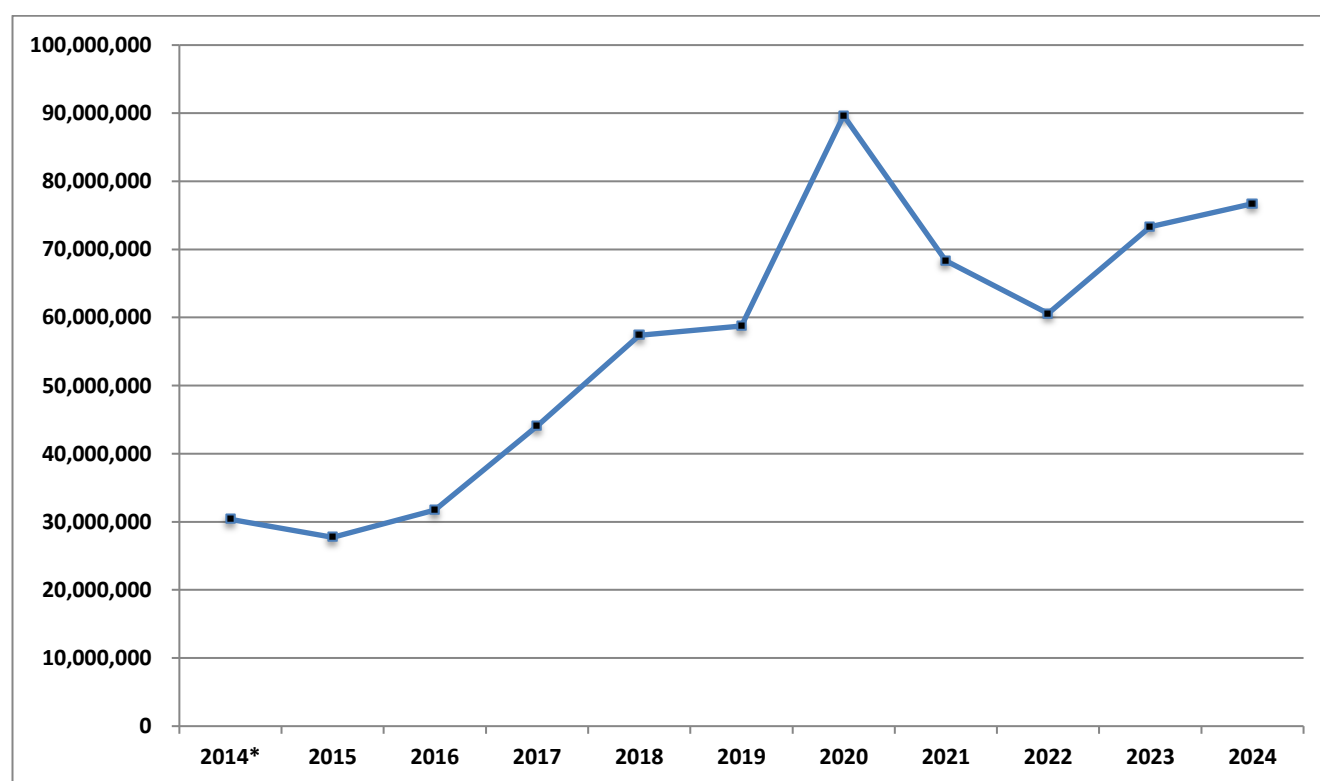


¹ The receipts of the Hellenic Organization of Cultural Resources Development (HOCRED) refer to duties collected from licenses for photographing and filming museums and archaeological sites, from the sales of masters and replicas of archaeological objects, sales of brochures and other printed material, etc.

Table 3: Subsidies granted to cultural entities (2014-2024)

Year	Subsidies granted to cultural entities (euro)
2014*	30,373,781
2015	27,723,841
2016	31,727,055
2017	44,024,885
2018	57,370,619
2019	58,735,582
2020	89,645,093
2021	68,334,230
2022	60,607,007
2023	73,312,103
2024	76,703,084

Graph 3: Subsidies granted to cultural entities (2014-2024)



* Since 2014, data on subsidies provided by the Ministry of Culture also include subsidies to film and music entities.

**Table 4: Teaching personnel, students and graduates
of vocational theatre, dance and music schools and conservatoires (2014- 2024)**

Year	Teaching Personnel	Students	Graduates
2014	8,025	55,142	2,032
2015	7,276	51,777	2,039
2016	8,601	53,700	2,568
2017	8,341	56,390	2,591
2018	9,240	61,076	1,806
2019	9,657	61,741	2,984
2020	9,346	61,706	1,757
2021	8,688	52,628	3,110
2022	9,426	62,170	2,042
2023	8,822	51,906	3,087
2024	8,892	53,260	3,342

Graph 4: Teaching personnel, students and graduates of vocational theatre, dance and music schools and conservatoires (2014-2024)

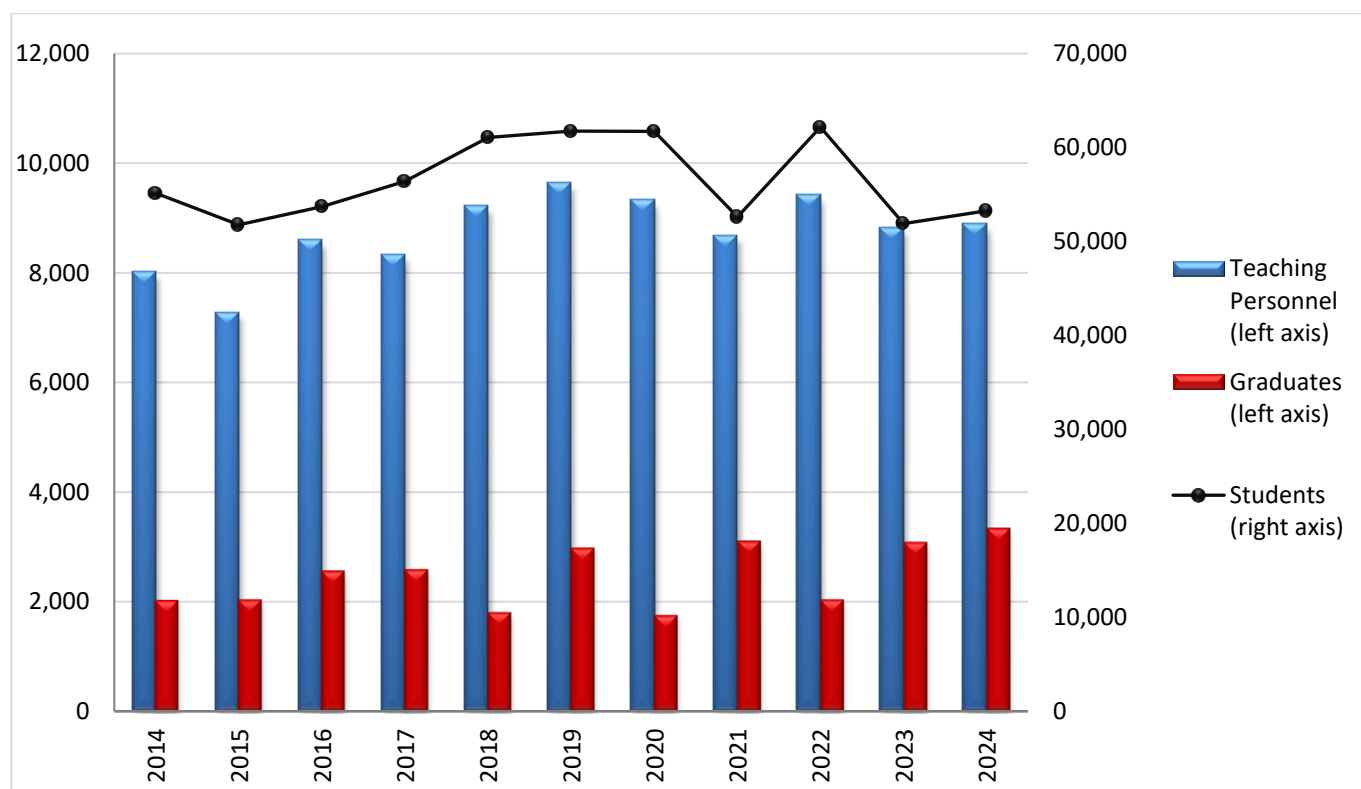
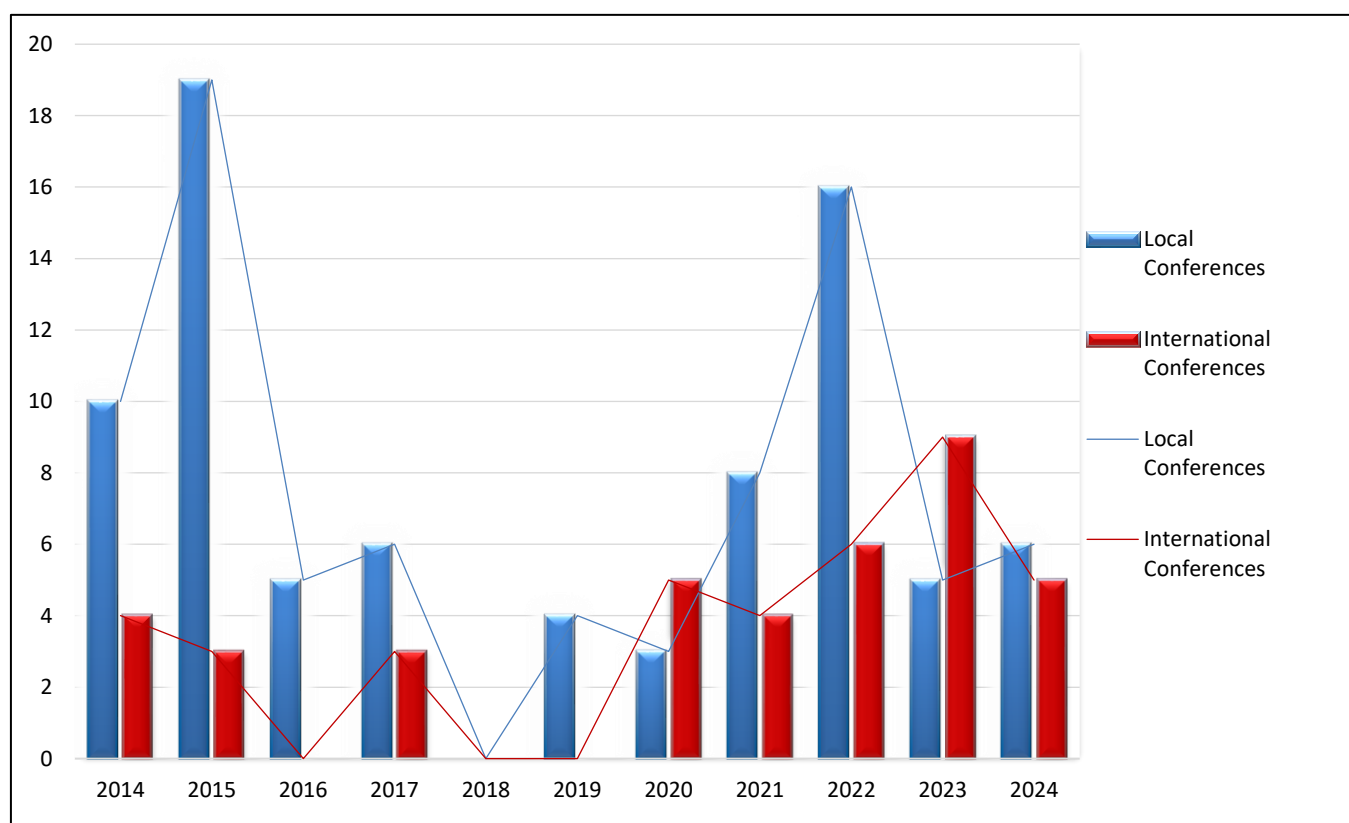


Table 5: Conferences supported by the Ministry of Culture (2014-2024)

Year	Local Conferences	International Conferences
2014	10	4
2015	19	3
2016	5	0
2017	6	3
2018	0	0
2019	4	0
2020	3	5
2021	8	4
2022	16	6
2023	5	9
2024	6	5

Graph 5: Conferences supported by the Ministry of Culture (2014-2024)



EXPLANATORY NOTES

Survey on Cultural Activities	The Survey on Cultural Activities of the Divisions of the Ministry of Culture is an annual census survey, presenting the activities of several units of the Ministry of Culture, such as the Division of Cultural Education, the Division of Performing Arts and Cinema, the Division of Literature, the Hellenic Organization of Cultural Resources Development (HOCRED), etc. The survey is conducted since 1970.
Legal framework	The survey is conducted by virtue of the Law 3832/2010, as amended and in force.
Refence year of the survey	2024
Methodology	<p>The Survey on Cultural Activities of the Divisions of the Ministry of Culture is an annual census survey. The data are collected from the aforementioned Divisions of the Ministry of Culture.</p> <p>The most important activities recorded by the survey are as follows: the expropriations of property of archaeological interest and the relevant compensation paid, the receipts of the Hellenic Organization of Cultural Resources Development (HOCRED), the subsidies given to cultural entities, the number of teaching personnel, students and graduates of the vocational theatre and dance schools, vocational film and music schools and conservatoires, as well as the conferences supported by the Ministry (panhellenic, local and international conferences), given the fact that the Ministry of Culture supports the organisation of national and international conferences on Culture, Arts and Science.</p>
References	<p>More information on the Survey on the Cultural Activities of the Ministry of Culture, as well as more analytical tables can be found on the website of the Hellenic Statistical Authority (www.statistics.gr) at:</p> <p>http://www.statistics.gr/en/statistics/-/publication/SCI24/</p>