



HELLENIC REPUBLIC
HELLENIC STATISTICAL AUTHORITY

Piraeus, 8 October 2024

SURVEY ON CULTURAL ACTIVITIES
OF THE MINISTRY OF CULTURE, 2023

The Hellenic Statistical Authority (ELSTAT) announces the results of the 2023 Survey on Cultural Activities of the Divisions of the Ministry of Culture, for reference year 2023.

On the basis of the data deriving from the survey for reference year 2023, the following are observed:

- In 2023, 19 properties of archaeological interest were expropriated by the Division of Supply, Infrastructure and Materials Management of the Ministry of Culture, over 9 during year 2022, recording an increase of 111.1% when compared to 2022. The relevant compensation paid amounted to 27,459,741 euro for 2023 over 10,757,038 euro for 2022, recording an increase of 155.3% when compared with 2022 (Table 1, Graph 1).
- The receipts of the Hellenic Organization of Cultural Resources Development (HOCRED), amounted to 3,820,594 euro in 2023 over 2,557,556 euro in 2022, recording an increase of 49.4% in comparison with 2022 (Table 2, Graph 2).
- The subsidies granted to cultural entities, such as museums, art galleries, theatres, film and classical dance associations, municipal and regional theatres, etc. amounted to 73,312,113 euro in 2023 over 60,607,007 euro in 2022, recording an increase of 21.0% in comparison with 2022 (Table 3, Graph 3).
- In 2023, the teaching personnel of vocational theatre, dance, music schools and conservatoires amounted to 8,822 persons, the number of students to 51,906 and the number of graduates, obtaining a diploma or relevant degree to 3,087, over 9,426 teaching personnel, 62,170 students and 2,042 graduates in 2022. In comparison with the corresponding data of 2022, a decrease of 6.4% is observed as regards the teaching personnel, of 16.5% as regards the number of students and an increase of 51.2% as regards the number of graduates obtaining a diploma or relevant degree (Table 4, Graph 4).
- In 2023, there was financial support of five (5) panhellenic and local conferences and nine (9) international conferences by the Ministry of Culture, over sixteen (16) panhellenic and local conferences and six (6) international ones for 2022 (Table 5, Graph 5).

Information on methodological issues:

Sectoral Statistics Division
Tourism and Culture Statistics Section
Head of Section: Eleni Papadopoulou
Tel: +30 213 135 2168
e-mail: e.papadopoulou@statistics.gr

Information for data provision:

Tel. +30 213 135 2022, 2308, 2310
e-mail: data.dissem@statistics.gr

Table 1: Expropriated properties of archaeological interest and compensation paid (2013-2023)

Year	Expropriated Properties of archaeological interest	Compensation Paid (euro)
2013	6	1,084,544
2014	4	523,516
2015	19	2,070,622
2016	15	8,914,740
2017	11	4,453,169
2018	11	1,490,000
2019	10	3,401,079
2020	5	2,882,939
2021	12	3,349,531
2022	9	10,757,038
2023	19	27,459,741

Graph 1: Expropriated properties of archaeological interest and compensation paid (2013-2023)

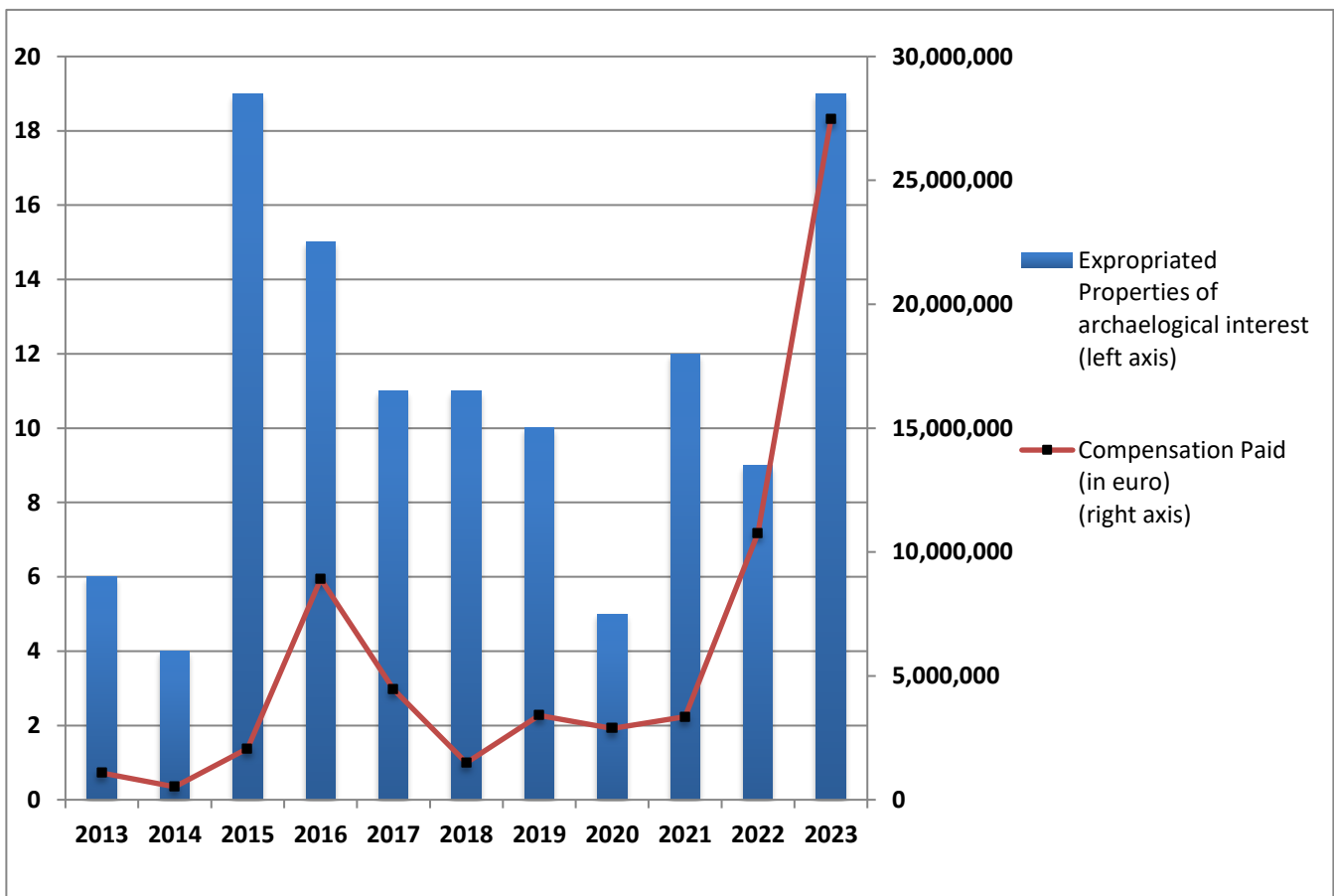
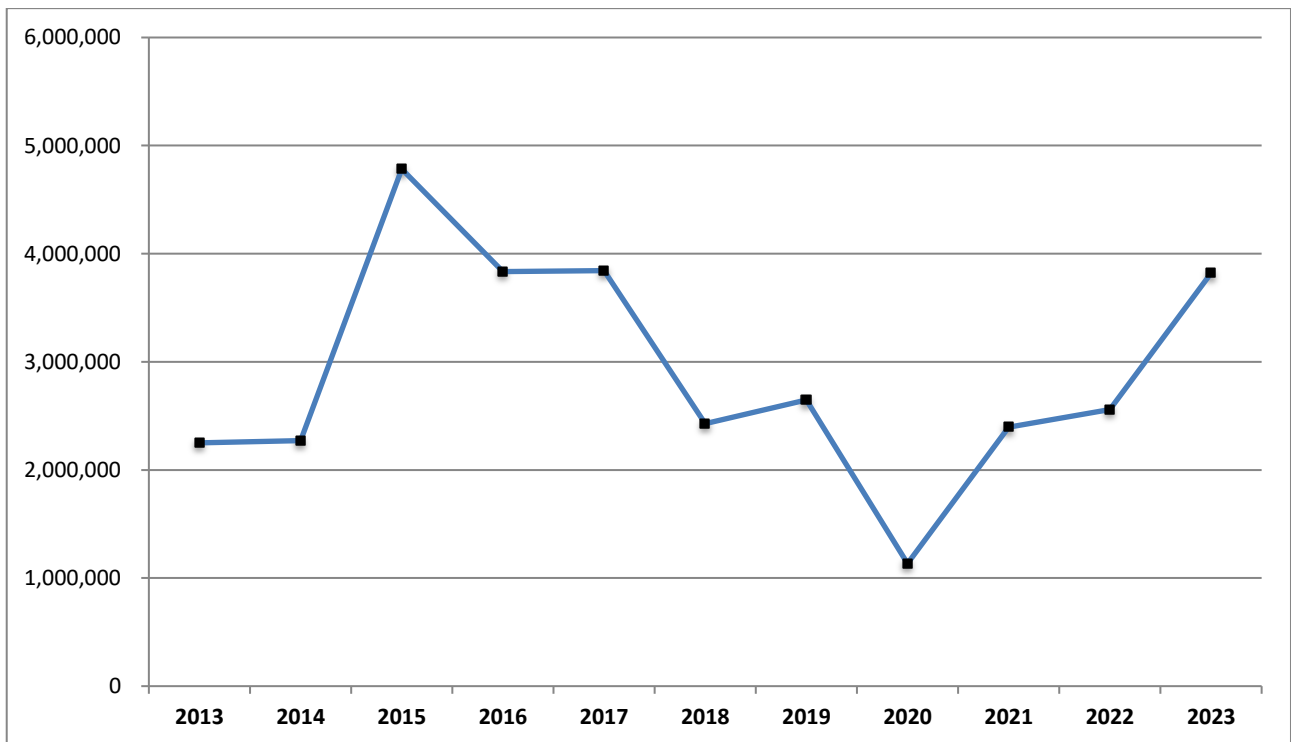


Table 2: Receipts¹ of the Hellenic Organization of Cultural Resources Development (HOCRED) (2013-2023)

Year	Receipts of the Hellenic Organization of Cultural Resources Development (HOCRED) (euro)
2013	2,251,283
2014	2,271,147
2015	4,783,193
2016	3,834,389
2017	3,844,173
2018	2,428,796
2019	2,647,084
2020	1,134,376
2021	2,395,650
2022	2,557,556
2023	3,820,594

Graph 2: Receipts¹ of the Hellenic Organization of Cultural Resources Development (HOCRED) (2013-2023)

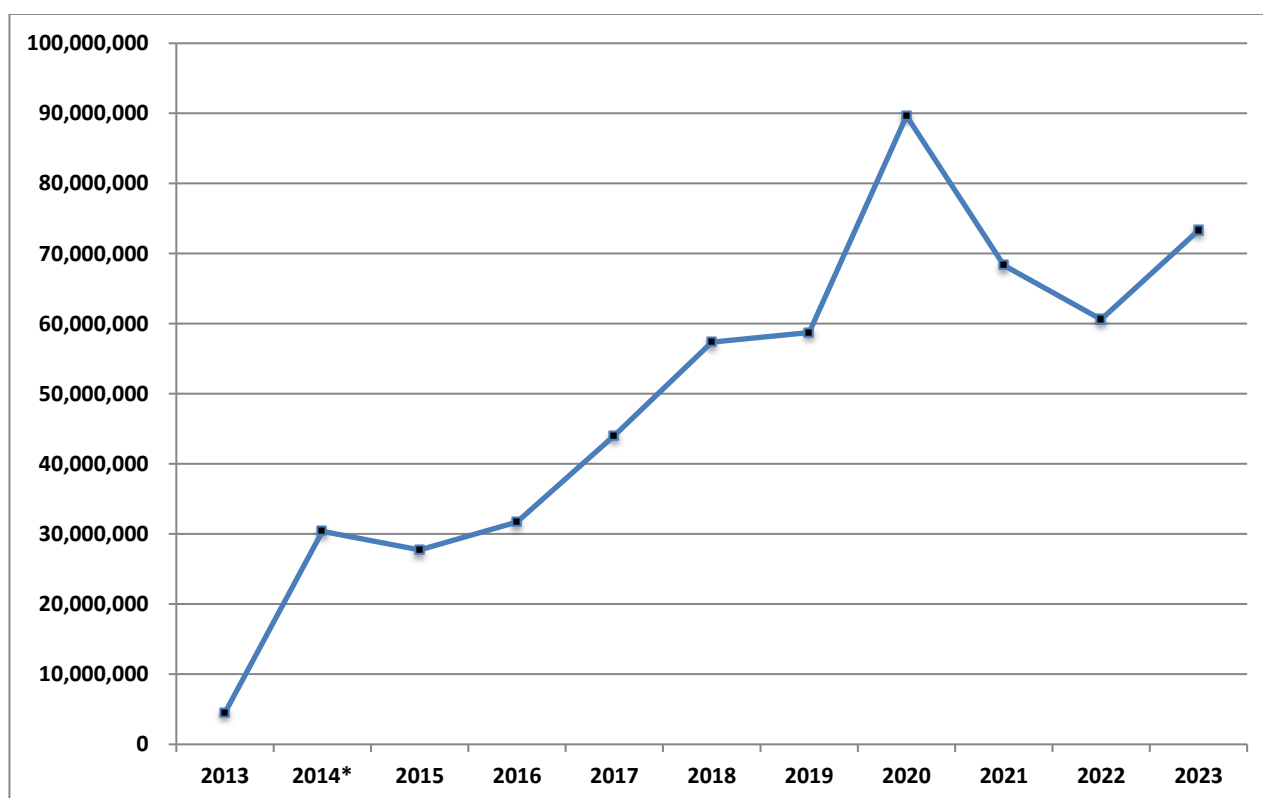


¹ The receipts of the Hellenic Organization of Cultural Resources Development (HOCRED) refer to duties collected from licenses for photographing and filming museums and archaeological sites, from the sales of masters and replicas of archaeological objects, sales of brochures and other printed material, etc.

Table 3: Subsidies granted to cultural entities (2013-2023)

Year	Subsidies granted to cultural entities (euro)
2013	4,535,050
2014*	30,373,781
2015	27,723,841
2016	31,727,055
2017	44,024,885
2018	57,370,619
2019	58,735,582
2020	89,645,093
2021	68,334,230
2022	60,607,007
2023	73,312,103

Graph 3: Subsidies granted to cultural entities (2013-2023)



* Since 2014, data on subsidies provided by the Ministry of Culture also include subsidies to film and music entities.

Table 4: Teaching personnel, students and graduates of vocational theatre, dance and music schools and conservatoires (2016- 2023)

Year	Teaching Personnel	Students	Graduates
2016	8,601	53,700	2,568
2017	8,341	56,390	2,591
2018	9,240	61,076	1,806
2019	9,657	61,741	2,984
2020	9,346	61,706	1,757
2021	8,688	52,628	3,110
2022	9,426	62,170	2,042
2023	8,822	51,906	3,087

Graph 4: Teaching personnel, students and graduates of vocational theatre, dance and music schools and conservatoires (2016-2023)

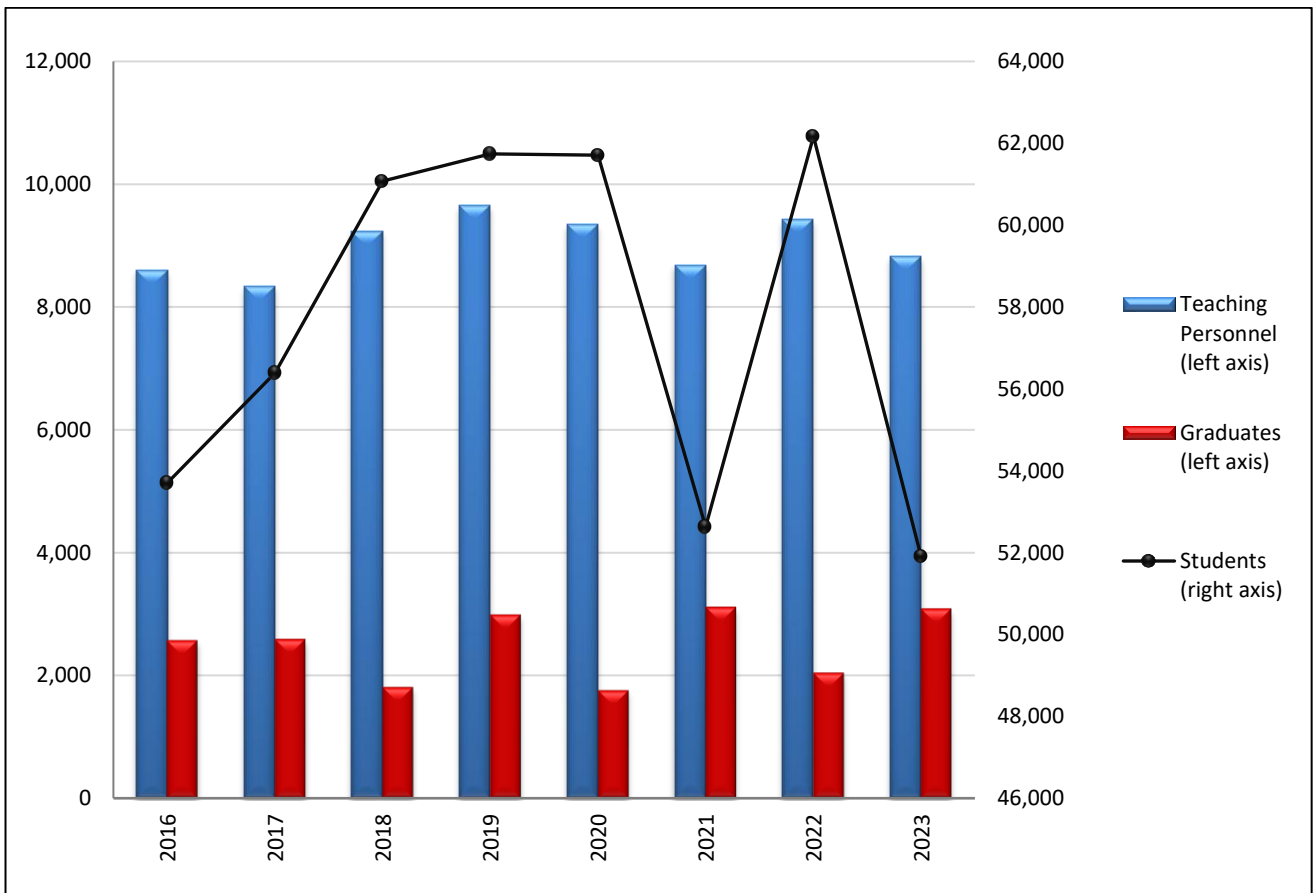
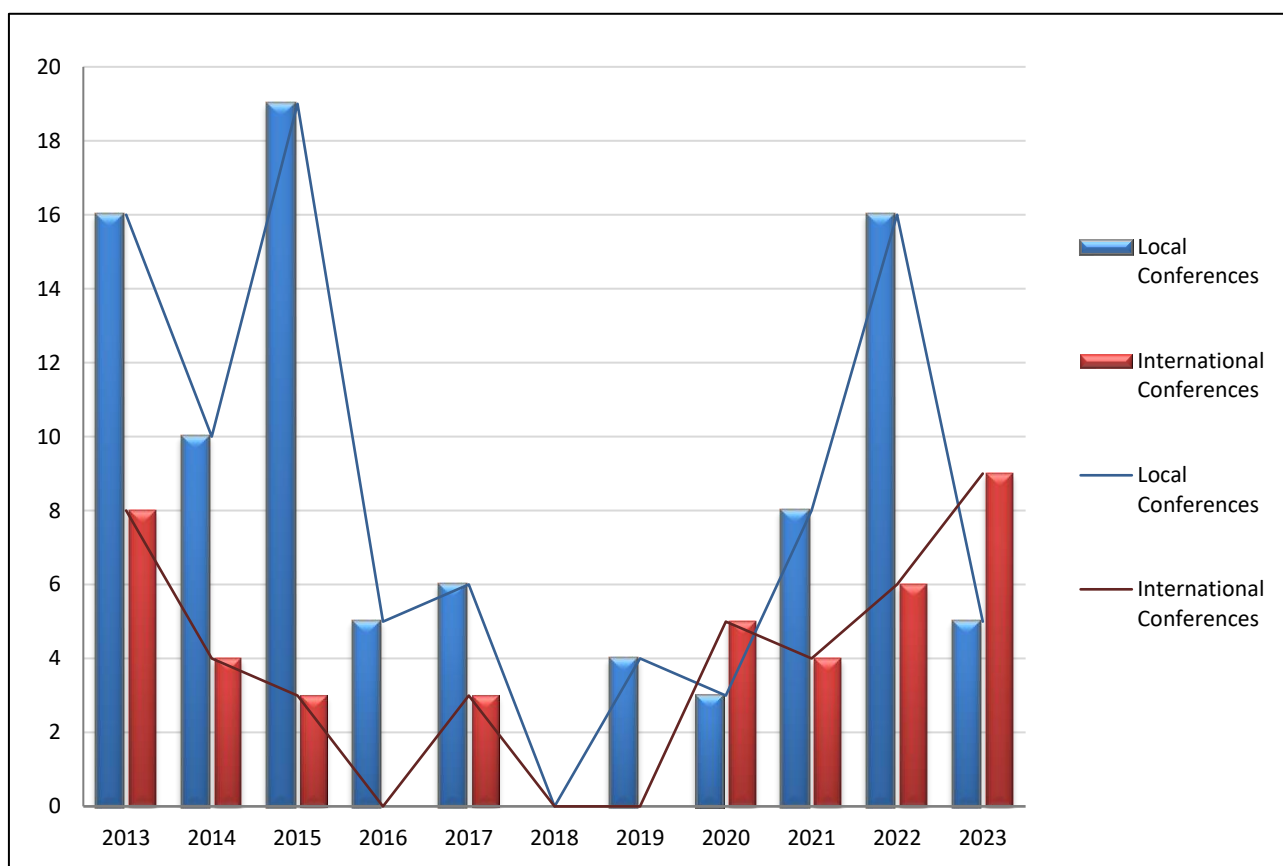


Table 5: Conferences supported by the Ministry of Culture (2013-2023)

Year	Local Conferences	International Conferences
2013	16	8
2014	10	4
2015	19	3
2016	5	0
2017	6	3
2018	0	0
2019	4	0
2020	3	5
2021	8	4
2022	16	6
2023	5	9

Graph 5: Conferences supported by the Ministry of Culture (2013-2023)



EXPLANATORY NOTES

Survey on Cultural Activities	The Survey on Cultural Activities of the Divisions of the Ministry of Culture is an annual census survey, presenting the activities of several units of the Ministry of Culture, such as the Division of Cultural Education, the Division of Performing Arts and Cinema, the Division of Literature, the Hellenic Organization of Cultural Resources Development (HOCRED), etc. The survey is conducted since 1970.
Legal framework	The survey is conducted by virtue of the Law 3832/2010, as amended and in force.
Refence year of the survey	2023
Methodology	<p>The Survey on Cultural Activities of the Divisions of the Ministry of Culture is an annual census survey. The data are collected from the aforementioned Divisions of the Ministry of Culture .</p> <p>The most important activities recorded by the survey are as follows: the expropriations of property of archaeological interest and the relevant compensation paid, the receipts of the Hellenic Organization of Cultural Resources Development (HOCRED), the subsidies given to cultural entities, the number of teaching personnel, students and graduates of the vocational theatre and dance schools, vocational film and music schools and conservatoires, as well as the conferences supported by the Ministry (panhellenic, local and international conferences), given the fact that the Ministry of Culture supports the organisation of national and international conferences on Culture, Arts and Science.</p>
References	<p>More information on the Survey on the Cultural Activities of the Ministry of Culture, as well as more analytical tables can be found on the website of the Hellenic Statistical Authority (www.statistics.gr) at:</p> <p>http://www.statistics.gr/en/statistics/-/publication/SCI24/-</p>