



HELLENIC REPUBLIC  
HELLENIC STATISTICAL AUTHORITY

Piraeus, 19 December 2023

## EVOLUTION OF TURNOVER OF ENTERPRISES IN ACCOMMODATION AND FOOD SERVICE ACTIVITIES OCTOBER 2023

The Hellenic Statistical Authority (ELSTAT) with this sectoral publication, presents the map with the evolution of the turnover of enterprises classified in the **Accommodation and Food and Beverage Service Activities** divisions. These economic activities have been over time in the focus of interest due to the significant weight they bear on the Greek economy as a whole, but also due to their extensive dispersion, with a significant presence in all regional units and a significant contribution to the respective local economies of Greece, often associated with the tourist product of the country.

The current publication is part of the announcements published by ELSTAT ([link](#)), since April 2020, incorporating the most recent data on turnover from Administrative Sources for **October 2023**.

In particular, ELSTAT announces data on a monthly basis and at the regional unit country-level of analysis, for the turnover of enterprises classified in the divisions Accommodation and Food and Beverage Service Activities (divisions 55 and 56 of the NACE Rev.2 classification) for the period 2019-2023.

The published data can highlight, at a detailed local level, the current evolution in the performance, in terms of turnover, of enterprises having activity in key classes of the tourism sector and thus provide quick and highly relevant information on the evolution of the tourist product of Greece.

**Information on methodological issues:**

Business Statistics Division

Registers and Big Enterprises Section

Head of Section: Adamantia Georgostathi

Tel.: +30 213 135 2043

e-mail: [a.georgostathi@statistics.gr](mailto:a.georgostathi@statistics.gr)

**Information on data provision:**

Tel.: +30 213 135 2022, 2308, 2310

E-mail: [data.dissem@statistics.gr](mailto:data.dissem@statistics.gr)

Specifically,

For the enterprises in **Accommodation Activities** (division 55 of NACE Rev.2 classification), **obliged to double-entry bookkeeping**, for which data are available on a monthly basis, the turnover in October 2023 amounted to 749,499,874 euro, recording an increase of 15.0% in comparison with October 2022, when the respective turnover was 651,974,099 euro (Table 2).

For the enterprises in **Food and Beverage Service Activities** (division 56 of NACE Rev.2 classification), **obliged to double-entry bookkeeping**, for which data are available on a monthly basis, the turnover in October 2023 amounted to 214,100,327 euro, recording an increase of 10.2% in comparison with October 2022, when the respective turnover was 194,362,441 euro (Table 2).

In total, for the enterprises in **Accommodation and Food and Beverage Service Activities** (divisions 55 and 56 of NACE Rev. 2 classification), **obliged to double-entry bookkeeping**, for which data are available on a monthly basis, the turnover in October 2023 amounted to 963,600,201 euro, recording an increase of 13.9% in comparison with October 2022, when the respective turnover was 846,336,540 euro. For the Regional Units with a contribution to the total turnover of the year 2022 greater than 1.0% (Table 1), the biggest increase in the turnover of October 2023 compared with October 2022 was recorded in the Regional Unit Zakynthos (39.1%) and the smallest increase (1.5%) was recorded in the Regional Unit Messinia (Table 3).

**Table 1:** Annual turnover of enterprises in total, in the Accommodation and Food and Beverage Service Activities (divisions 55 and 56 of NACE Rev. 2 classification), per Region and Regional Unit, 2022

REGION	REGIONAL UNIT	ACCOMMODATION AND FOOD AND BEVERAGE SERVICE ACTIVITIES (AGGREGATED DATA)		
		NUMBER OF ENTERPRISES	TURNOVER 2022 (in €)	SHARE (%) IN THE TOTAL TURNOVER
ANATOLIKI MAKEDONIA, THRAKI	RODOPI	721	46,323,719	0.3
	DRAMA	678	38,988,421	0.2
	EVROS	1,139	78,618,249	0.5
	THASSOS	1,058	92,306,819	0.5
	KAVALA	1,118	90,598,698	0.5
	XANTHI	675	46,993,102	0.3
KENTRIKI MAKEDONIA	THESSALONIKI	5,789	1,195,451,344	<b>6.9</b>
	IMATHIA	951	52,975,281	0.3
	KILKIS	549	21,653,439	0.1
	PELLA	1,181	54,025,951	0.3
	PIERIA	2,067	156,172,638	0.9
	SERRES	1,334	55,608,716	0.3
	CHALKIDIKI	3,350	379,878,964	<b>2.2</b>
DYTIKI MAKEDONIA	KOZANI	1,117	66,263,295	0.4
	GREVENA	360	11,076,852	0.1
	KASTORIA	438	22,263,944	0.1
	FLORINA	508	19,458,672	0.1
IPEIROS	IOANNINA	1,680	144,889,194	0.8
	ARTA	645	24,573,689	0.1
	THESPROTIA	765	50,737,322	0.3
	PREVEZA	1,271	88,698,308	0.5
THESSALIA	LARISSA	1,951	125,619,566	0.7
	KARDITSA	938	35,050,937	0.2
	MAGNISSIA	1,925	145,052,545	0.8
	SPORADES	1,028	126,061,360	0.7
	TRIKALA	1,160	71,099,144	0.4
STEREA ELLADA	FTHIOTIDA	1,276	69,681,779	0.4
	VIOTIA	905	54,833,170	0.3
	EVIA	2,504	153,592,224	0.9
	EVRYTANIA	275	9,719,137	0.1
	FOKIDA	515	33,137,729	0.2
IONIA NISIA	KERKYRA	3,856	602,394,664	<b>3.5</b>
	ZAKYNTHOS	1,735	334,325,075	<b>1.9</b>
	ITHAKI	157	7,840,598	0.0
	KEFALLINIA	1,245	148,327,394	0.9
	LEFKADA	1,381	100,162,906	0.6
DYTIKI ELLADA	ACHAIA	2,176	179,220,118	<b>1.0</b>
	ETOLOAKARNANIA	1,963	96,346,472	0.6
	ILIA	1,403	83,931,459	0.5

**Table 1:** Annual turnover of enterprises in total, in the Accommodation and Food and Beverage Service Activities (divisions 55 and 56 of NACE Rev. 2 classification), per Region and Regional Unit, 2022 (continued)

REGION	REGIONAL UNIT	ACCOMMODATION AND FOOD AND BEVERAGE SERVICE ACTIVITIES (AGGREGATED DATA)		
		NUMBER OF ENTERPRISES	TURNOVER 2022 (in €)	SHARE (%) IN THE TOTAL TURNOVER
PELOPONNISOS	ARKADIA	959	51,993,116	0.3
	ARGOLIDA	1,213	125,359,729	0.7
	KORINTHIA	1,334	133,698,274	0.8
	LAKONIA	1,168	85,771,632	0.5
	MESSINIA	2,074	171,035,448	<b>1.0</b>
ATTIKI	ATTIKI (*)	19,804	5,426,519,231	<b>31.5</b>
VOREIO AIGAIO	LESVOS	1,182	78,462,721	0.5
	IKARIA	319	8,317,889	0.0
	LIMNOS	279	17,737,599	0.1
	SAMOS	769	85,795,166	0.5
	CHIOS	575	48,453,307	0.3
NOTIO AIGAIO	SYROS	387	46,833,172	0.3
	ANDROS	260	19,077,422	0.1
	THIRA	1,928	707,099,732	<b>4.1</b>
	KALYMNOS	794	44,864,414	0.3
	KARPATOS	424	40,329,092	0.2
	KEA-KYTHNOS	244	18,093,387	0.1
	KOS	1,049	434,955,766	<b>2.5</b>
	MILOS	809	89,442,249	0.5
	MYKONOS	749	519,972,890	<b>3.0</b>
	NAXOS	1,094	124,759,456	0.7
	PAROS	927	147,976,839	0.9
	RODOS	2,655	1,230,268,036	<b>7.1</b>
	TINOS	352	28,367,981	0.2
KRITI	IRAKLIO	3,472	978,445,384	<b>5.7</b>
	LASSITHI	1,389	354,719,798	<b>2.1</b>
	RETHYMNO	1,681	417,354,111	<b>2.4</b>
	CHANIA	3,279	664,810,386	<b>3.9</b>
Total		<b>104,956</b>	<b>17,214,467,122</b>	

(\*) Attiki corresponds to the Region and includes all Regional Units that are part of it.

Note:

The Regional Units with a contribution to the total turnover of the year 2022 greater than 1.0% are highlighted in bold.

**Table 2:** Turnover of enterprises, obliged to double-entry bookkeeping, in total, in the Accommodation and Food and Beverage Service Activities (divisions 55 and 56 of NACE Rev. 2 classification), in Accommodation Activities (division 55 of NACE Rev. 2 classification) and in Food and Beverage Service Activities (division 56 of NACE Rev. 2 classification)

ECONOMIC ACTIVITY		TURNOVER (in €)				RATE OF CHANGE (%)	
Division NACE Rev.2	Description	September 2022	October 2022	September 2023	October 2023	September 2023/2022	October 2023/2022
55 and 56	Accommodation and Food and Beverage Service Activities (aggregated data)	1,399,381,239	846,336,540	1,558,398,698	963,600,201	11.4	13.9
55	Accommodation	1,171,099,826	651,974,099	1,308,709,014	749,499,874	11.8	15.0
56	Food and Beverage Service Activities	228,281,412	194,362,441	249,689,684	214,100,327	9.4	10.2

**Table 3:** Turnover of enterprises, obliged to double-entry bookkeeping, in total, in the Accommodation and Food and Beverage Service Activities (divisions 55 and 56 of NACE Rev. 2 classification), per Region and Regional Unit

REGION	REGIONAL UNIT	TURNOVER (in €)				RATE OF CHANGE (%)	
		September 2022	October 2022	September 2023	October 2023	September 2023/2022	October 2023/2022
ANATOLIKI MAKEDONIA THRAKI	RODOPI	**	520,396	**	541,193	**	4.0
	DRAMA	484,828	306,473	594,599	339,421	22.6	10.8
	EVROS	1,638,540	929,388	2,253,364	1,092,644	37.5	17.6
	THASSOS	5,532,331	650,470	7,685,828	941,886	38.9	44.8
	KAVALA	2,055,667	1,102,632	2,912,922 <sup>◊</sup>	1,263,372 <sup>◊</sup>	41.7 <sup>◊</sup>	14.6 <sup>◊</sup>
	XANTHI	584,351	529,460	589,704	446,861	0.9	-15.6
KENTRIKI MAKEDONIA	THESSALONIKI	84,729,933	59,859,998	91,825,896	63,965,240	8.4	6.9
	IMATHIA	1,682,261	819,793	1,914,872	846,325	13.8	3.2
	KILKIS	270,575	417,763	633,364	638,816	134.1	52.9
	PELLA	1,016,710	1,117,520	**	1,006,633	**	-9.9
	PIERIA	6,814,634	4,117,189	7,698,881	4,004,404	13.0	-2.7
	SERRES	781,729	780,005	1,081,401	854,662	38.3	9.6
	CHALKIDIKI	26,535,783	6,904,525	35,241,160	**	32.8	**
DYTIKI MAKEDONIA	KOZANI	2,486,997	1,067,900	2,149,200	**	-13.6	**
	GREVENA	70,760	71,443	69,638	64,880	-1.6	-9.2
	KASTORIA	853,474	428,241	1,161,718	433,257	36.1	1.2
	FLORINA	**	270,262	172,556	196,346	**	-27.3
IPEIROS	IOANNINA	3,132,016	3,382,009	3,455,146	3,672,489	10.3	8.6
	ARTA	214,934	183,851	218,382	209,464	1.6	13.9
	THESPROTIA	1,636,524	787,188	1,932,349	933,776	18.1	18.6
	PREVEZA	3,841,333	1,584,347	4,624,956	2,058,281	20.4	29.9
THESSALIA	LARISSA	2,262,567	2,009,078	**	3,276,820	**	63.1
	KARDITSA	389,924	536,210	374,020	443,539	-4.1	-17.3
	MAGNISSIA	3,460,571	2,755,791	2,563,682	1,668,238	-25.9	-39.5
	SPORADES	9,107,834	1,180,701	8,517,687	1,103,984	-6.5	-6.5
	TRIKALA	1,160,377	991,237	1,577,459	1,109,100	35.9	11.9
STEREA ELLADA	FTHIOTIDA	1,091,618	809,729	1,312,657	915,425	20.2	13.1
	VIOTIA	**	630,464	555,053	613,390	**	-2.7
	EVIA	3,663,609	2,475,803	3,979,194	3,045,094	8.6	23.0
	EVRYTANIA	120,364	187,998	162,213	156,943	34.8	-16.5
	FOKIDA	**	414,509	556,733 <sup>◊</sup>	**	**	**

**Table 3:** Turnover of enterprises, obliged to double-entry bookkeeping, in total, in the Accommodation and Food and Beverage Service Activities (divisions 55 and 56 of NACE Rev. 2 classification), per Region and Regional Unit (continued)

REGION	REGIONAL UNIT	TURNOVER (in €)				RATE OF CHANGE (%)	
		September 2022	October 2022	September 2023	October 2023	September 2023/2022	October 2023/2022
IONIA NISIA	KERKYRA	59,501,052	28,062,564	65,485,331	30,002,241	10.1	6.9
	ZAKYNTHOS	39,182,582	12,719,396	47,561,391	17,694,443	21.4	39.1
	ITHAKI	149,547	26,266	**	42,523	**	61.9
	KEFALLINIA	9,015,528	2,445,200	10,919,689	2,743,790	21.1	12.2
	LEFKADA	3,158,578	678,270	3,196,460	803,860	1.2	18.5
DYTIKI ELLADA	ACHAIA	4,718,133	3,104,611	5,372,328	3,180,803	13.9	2.5
	ETOLOAKARNANIA	2,421,155	2,112,650	2,571,152	2,236,182	6.2	5.8
	ILIA	3,028,073	1,879,260	4,107,111	2,199,217	35.6	17.0
PELOPONNISOS	ARKADIA	178,496	239,240	189,560	220,280	6.2	-7.9
	ARGOLIDA	2,463,121	1,908,134	**	**	**	**
	KORINTHIA	3,434,486	3,640,440	5,954,470	4,740,936	73.4	30.2
	LAKONIA	2,020,596	1,109,206	2,307,162 <sup>◇</sup>	1,254,541 <sup>◇</sup>	14.2 <sup>◇</sup>	13.1 <sup>◇</sup>
	MESSINIA	6,960,574	3,761,767	7,240,371	3,816,974	4.0	1.5
ATTIKI	ATTIKI (*)	427,587,999	319,202,153	474,731,313	369,474,936	11.0	15.7
VOREIO AIGAIO	LESVOS	2,796,296	1,134,173	4,131,618	1,255,666	47.8	10.7
	IKARIA	134,793	45,137	174,109	42,551	29.2	-5.7
	LIMNOS	461,103	588,064	**	**	**	**
	SAMOS	8,465,590	2,409,771	9,910,658	**	17.1	**
	CHIOS	825,722	238,920	931,312	206,147	12.8	-13.7
NOTIO AIGAIO	SYROS	1,192,530	517,459	1,337,824	512,576	12.2	-0.9
	ANDROS	326,526	86,788	**	75,276	**	-13.3
	THIRA	55,802,591	30,479,832	58,020,595 <sup>◇</sup>	31,548,043 <sup>◇</sup>	4.0 <sup>◇</sup>	3.5 <sup>◇</sup>
	KALYMNOS	1,162,658	622,144	1,404,406	773,739	20.8	24.4
	KARPATOS	4,294,546	1,201,213	4,882,028	1,482,478	13.7	23.4
	KEA-KYTHNOS	497,592	56,433	570,596	118,627	14.7	110.2
	KOS	62,529,067	33,318,076	69,117,477	39,166,790	10.5	17.6
	MILOS	2,826,044	722,080	3,855,526 <sup>◇</sup>	904,801 <sup>◇</sup>	36.4 <sup>◇</sup>	25.3 <sup>◇</sup>
	MYKONOS	55,401,420	17,993,691	52,733,659 <sup>◇</sup>	20,303,029 <sup>◇</sup>	-4.8 <sup>◇</sup>	12.8 <sup>◇</sup>
	NAXOS	4,390,027	1,003,058	5,030,012	1,285,230	14.6	28.1
	PAROS	5,926,703	2,156,956	8,090,265 <sup>◇</sup>	2,022,937 <sup>◇</sup>	36.5 <sup>◇</sup>	-6.2 <sup>◇</sup>
	RODOS	181,245,397	102,802,806	190,672,599	112,249,290	5.2	9.2
	TINOS	588,970	166,082	607,592	163,250	3.2	-1.7
KRITI	IRAKLIO	119,172,194	75,534,070	138,042,613	86,601,461	15.8	14.7
	LASSITHI	45,803,720	28,154,222	52,835,289	33,788,948	15.4	20.0
	RETHYMNO	48,825,525	28,696,698	55,049,526	32,954,535	12.7	14.8
	CHANIA	65,200,735	39,697,336	74,162,108	45,497,235	13.7	14.6
Total		1,399,381,239	846,336,540	1,558,398,698	963,600,201	11.4	13.9

\* Attiki corresponds to the Region and includes all Regional Units that are part of it.

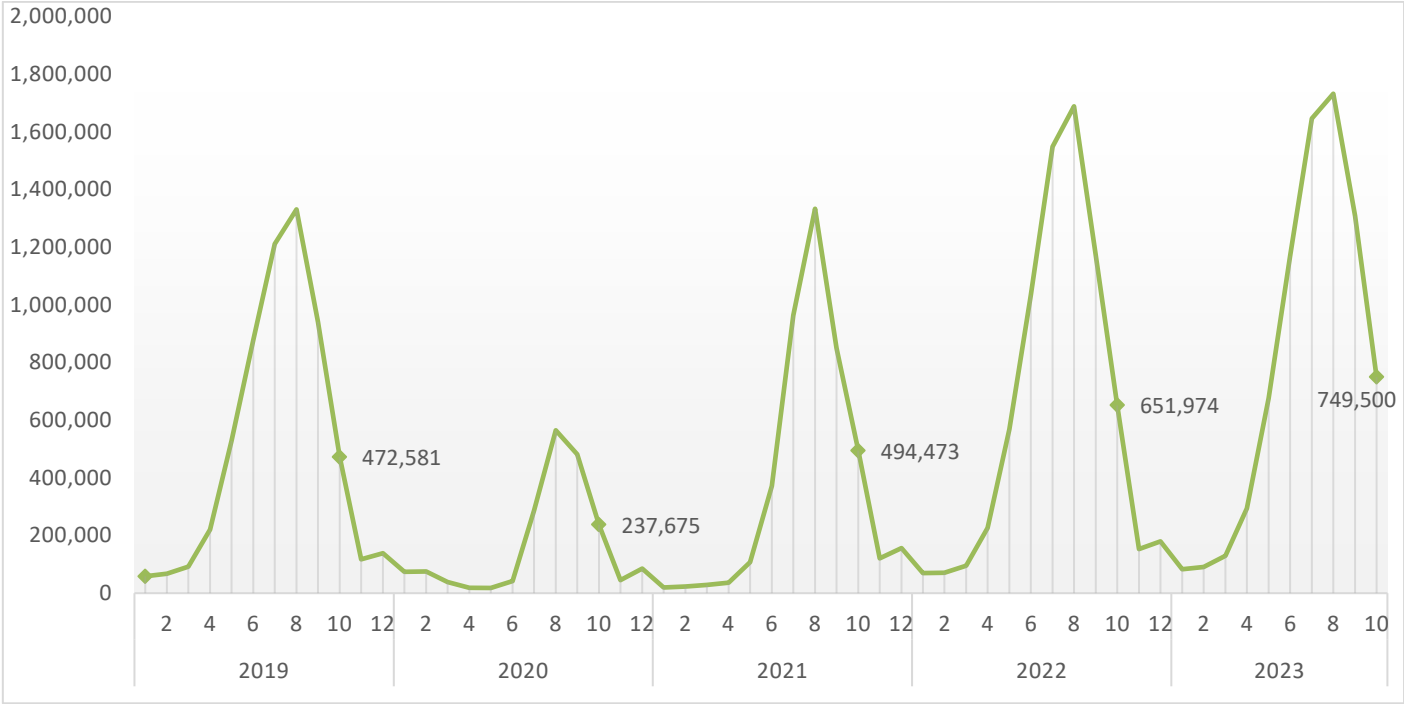
\*\* Extraordinary transactions were recorded in the data. Therefore, they are not published as they are not comparable.

◇ The turnover of enterprises that changed the frequency of data submission to the tax authorities from quarterly to monthly basis is included.

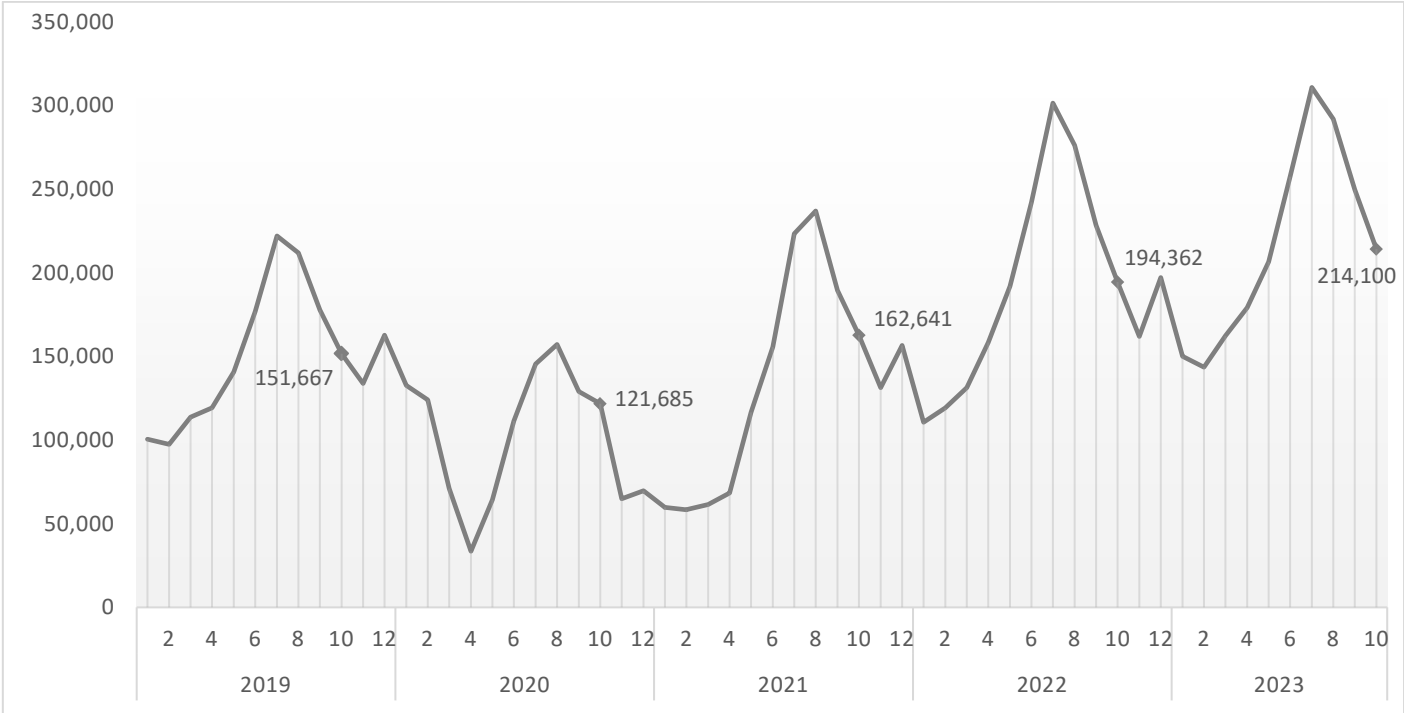
**Note:**

Enterprises with single-entry accounting bookkeeping are obliged to submit data to tax authorities on a quarterly basis while enterprises with double-entry accounting bookkeeping are obliged to submit data on a monthly basis. Therefore, for the total of enterprises data are available only on a quarterly basis.

**Graph 1:** Turnover (in thousand €) of enterprises obliged to double-entry bookkeeping in the Accommodation (division 55 of NACE Rev. 2 classification)



**Graph 2:** Turnover (in thousand €) of enterprises obliged to double-entry bookkeeping in the Food and Beverage Service Activities (division 56 of NACE Rev. 2 classification)



**Generally** The statistical data presented in this announcement have been compiled on the basis of the linking and processing of primary data from the following sources:

- The final Statistical Business Register of ELSTAT of the reference year 2020.
- Administrative registers of enterprises, of the reference years 2021 and 2022.
- Administrative transactions files (tax etc) of the reference years 2019, 2020, 2021, 2022 and 2023.

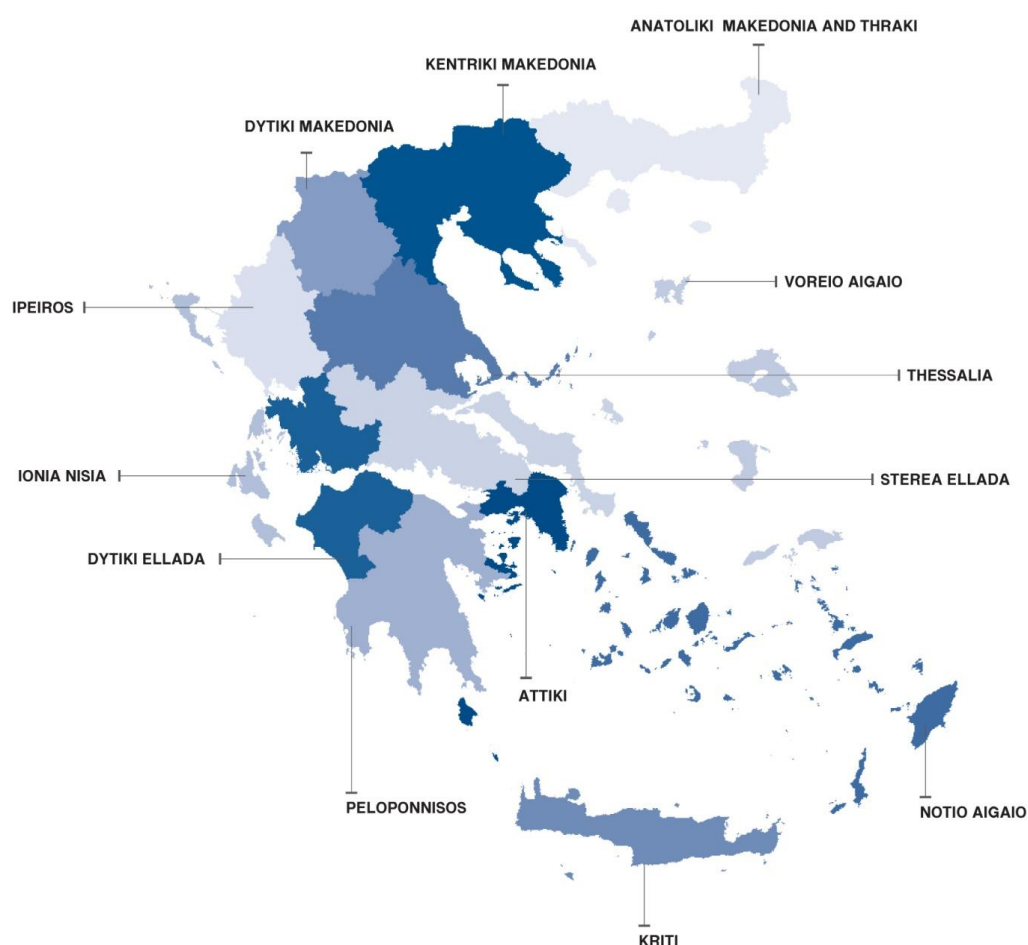
In particular the following primary data have been used per source:

- Active enterprises and the economic activity class from the final Statistical Business Register of the reference year 2020.
- The economic activity class for the enterprises that started their activity after the reference year 2020 and have a significant turnover, from administrative registers of enterprises of the reference years 2021 and 2022.
- Income data from administrative transaction files of the years 2019, 2020, 2021, 2022 and 2023.

It is noted that the geographical classification of enterprises is based on the location of the enterprise's headquarters.

**Statistical classifications** For the economic activities the European statistical classification of economic activities NACE Rev.2 is used.

**Map of the 13 Regions (NUTS 2) of Greece**



**Reference Period** October 2023.

**Statistical unit** The statistical unit is the legal unit (distinct Tax Identification Numbers (TIN)).

**Comparability** The announced statistical data are comparable with the data of the final Statistical Business Register of ELSTAT of the reference year 2020 (relevant link from the webpage of ELSTAT where tables and information on the methodology applied are provided [Statistical Business Register](#)).

**References** Analytical tables are available under ELSTAT's website ([www.statistics.gr](http://www.statistics.gr)) at the following link: <https://www.statistics.gr/en/statistics/-/publication/SBR03/->