



## PRESS RELEASE

### SURVEY ON SPECIAL EDUCATION SCHOOLS END OF SCHOOL YEAR 2018/2019

The Hellenic Statistical Authority (ELSTAT) announces statistics on Special Education Schools, end of school year 2018/2019. This survey includes school units of formal education under the competency of the Ministry of Education. More specifically, the survey covers the school units of Pre-Primary/Primary Education (special kindergartens and special primary schools) and of Secondary Education (special lower and upper secondary education schools, special vocational lower and upper secondary education schools and special vocational education workshops). Additionally, the survey covers the special kindergartens of ELEPAP (Hellenic Society for the Protection and Rehabilitation of the Disabled Children). On the basis of the available survey data, it is observed that:

- a) The **number of school units of Pre-Primary and Primary Education** amounted to 294 in the school year 2018/2019 compared with 297 in the school year 2017/2018. The **number of school units of Secondary Education** amounted to 194 in the school year 2018/2019 compared with 188 in the school year 2017/18 (Table 1).
- b) **Teaching staff**, in the school year 2018/2019, increased by 8.0% in Pre-Primary and Primary Education and by 7.4% in Secondary Education, in comparison with the school year 2017/2018 (Table 2).
- c) The number of **pupils enrolled**, in the school year 2018/2019, increased by 2.5% in Pre-Primary and Primary Education and by 7.5% in Secondary Education, compared with the school year 2017/2018. Out of the total number of pupils enrolled, male pupils accounted for 67.1% and females for 32.9% (Tables 2 and 3).
- d) The most prevalent **special education need** among pupils enrolled was *intellectual disability*, accounting for 35.0%, followed by *autism* with 31.4% (Table 3).
- e) The **ratio of teaching staff to pupils** was 1 teacher per 2.63 pupils in the school year 2018/2019 compared with 1 teacher per 2.69 pupils in 2017/2018 (Table 2).
- f) The **Region of Attiki**, accounted for 34.7% of the total number of pupils enrolled in the Special Education School Units of Greece. The **Region of Kentriki Makedonia** follows with 16.9% (Table 2).

#### Information on methodological issues:

Division of Sectoral Statistics  
Section of Education & Sports Statistics  
Head of the Section: Antonios Kritikos  
Tel: +30 213 135 2134  
Fax: +30 213 135 2780  
e-mail: [a.kritikos@statistics.gr](mailto:a.kritikos@statistics.gr)

#### Information for data provision:

Tel. +30 213 135 2022, 2310  
e-mail: [data.dissem@statistics.gr](mailto:data.dissem@statistics.gr)

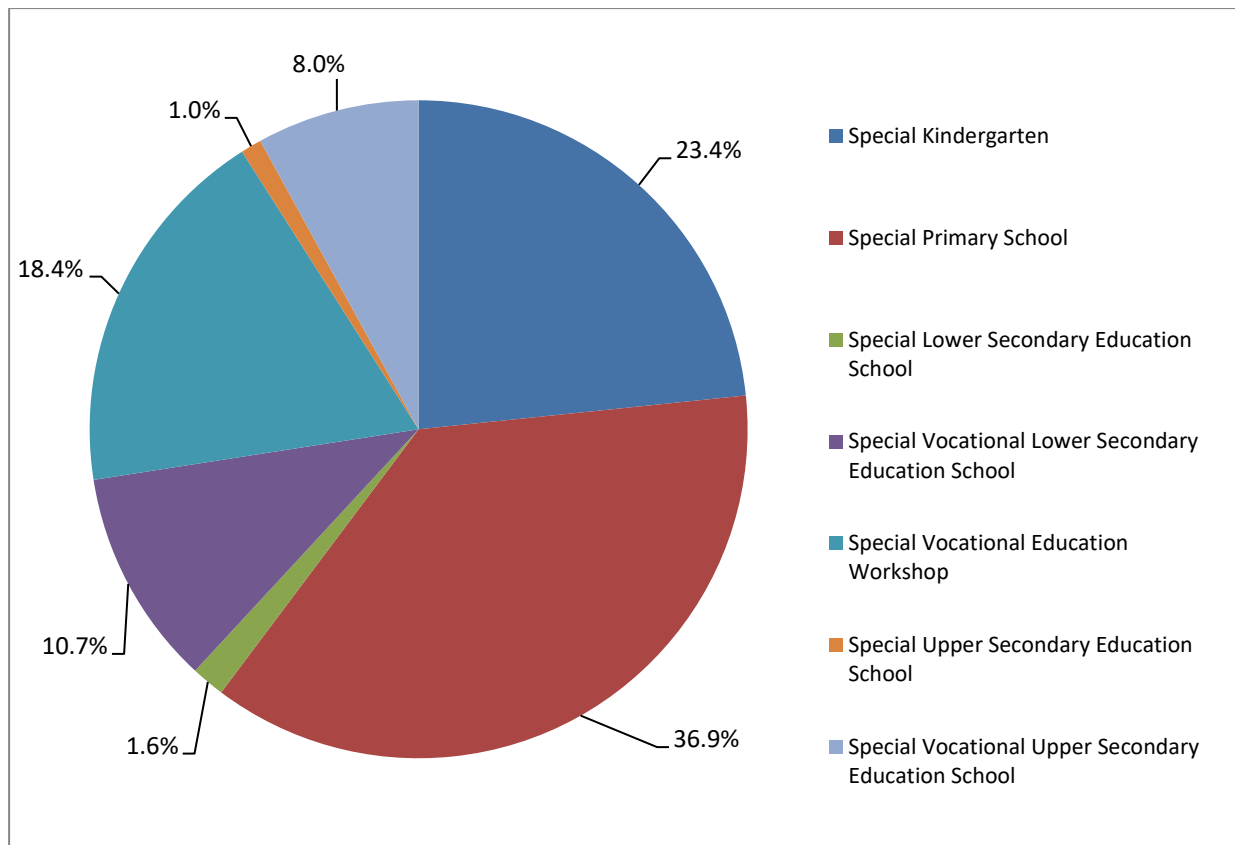
More specifically, Table 1 and Chart 1 depict the number of Special Education School Units in the school years 2018/2019.

The following tables and charts depict data on pupils' population and teaching staff in the Special Education School Units of Greece for school year 2018/2019 in comparison to 2017/2018.

**Table 1. Number of school units by level of education, type of school unit and region**

<i>By Level of Education and Type of School Unit</i>		
Level and Type of School Unit	Number of school units	
	2017/2018	2018/2019
Special Kindergarten	116	114
Special Primary School	181	180
<b>TOTAL OF PRE-PRIMARY/PRIMARY EDUCATION</b>	<b>297</b>	<b>294</b>
Special Lower Secondary Education School	8	8
Special Vocational Lower Secondary Education School	50	52
Special Vocational Education and Training Workshop	89	90
Special Upper Secondary Education School	5	5
Special Vocational Upper Secondary Education School	36	39
<b>TOTAL OF SECONDARY EDUCATION</b>	<b>188</b>	<b>194</b>
<b>TOTAL</b>	<b>485</b>	<b>488</b>
<i>By Region</i>		
Region (NUTS 2)	Number of school units	
	2017/2018	2018/2019
Anatoliki Makedonia, Thraki	30	30
Kentriki Makedonia	83	85
Dytiki Makedonia	21	22
Thessalia	40	40
Ipeiros	19	19
Ionia Nisia	15	15
Dytiki Elllada	43	42
Stereia Ellada	26	25
Peloponnisos	24	24
Attiki	103	103
Voreio Aigaio	17	18
Notio Aigaio	26	25
Kriti	38	40
<b>TOTAL</b>	<b>485</b>	<b>488</b>

**Chart 1. Number of school units by type, school year 2018/2019**



**Table 2. Pupils enrolled and teaching staff by level of education, type of school unit and region**

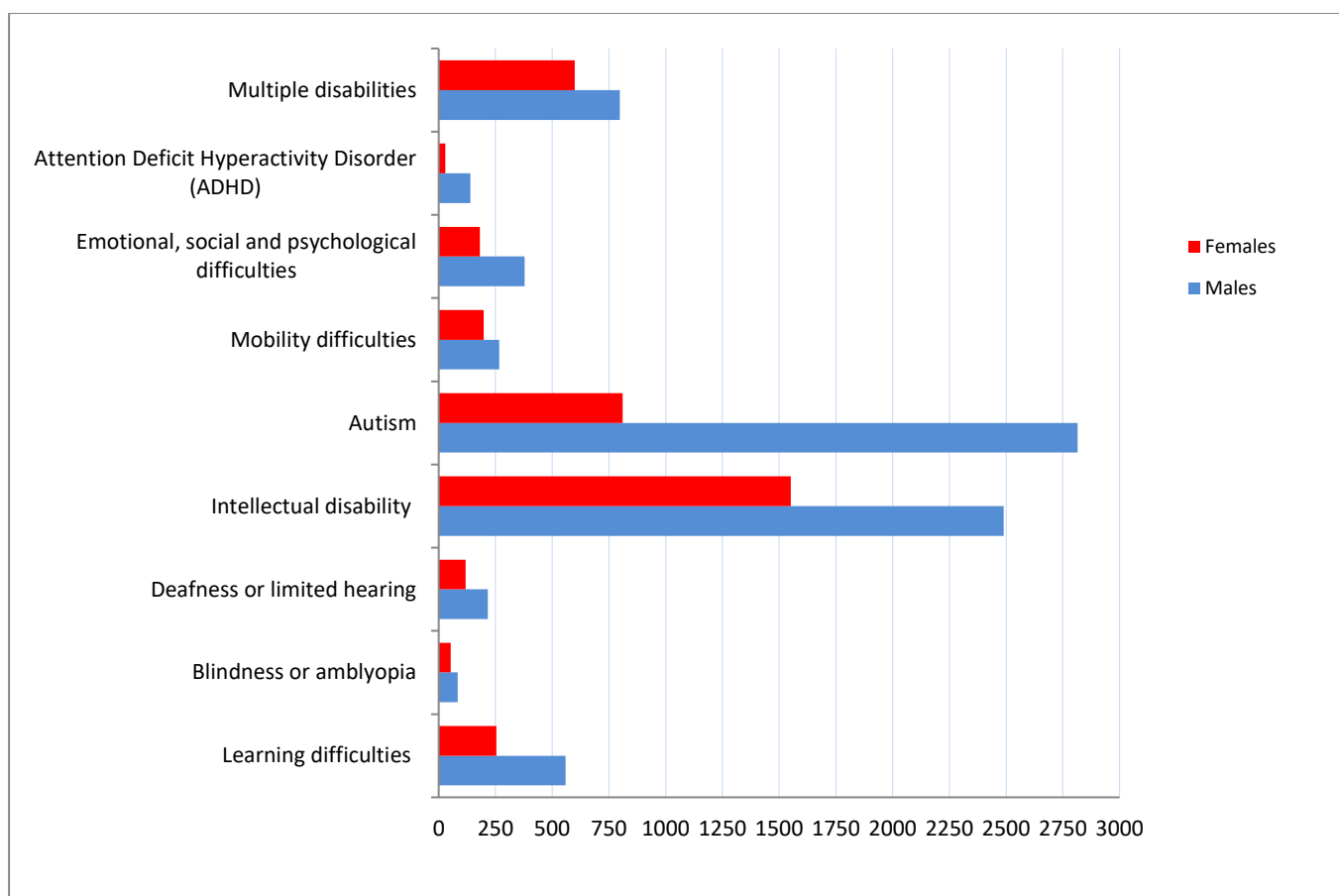
<i>By Level and Type of School Unit</i>						
Level and Type of School Unit	Pupils enrolled			Teaching Staff <sup>1</sup>		
	2017/18	2018/19	Change (%)	2017/18	2018/19	Change (%)
Special Kindergarten	651	673	3.4	225	241	7.1
Special Primary School	4,150	4,250	2.4	1,618	1,750	8.2
<b>TOTAL OF PRE-PRIMARY/PRIMARY EDUCATION</b>	<b>4,801</b>	<b>4,923</b>	<b>2.5</b>	<b>1,843</b>	<b>1,991</b>	<b>8.0</b>
Special Lower Secondary Education School	238	251	5.5	114	105	-7.9
Special Vocational Lower Secondary Education School	1,644	1,792	9.0	708	832	17.5
Special Vocational Education and Training Workshop	3,168	3,242	2.3	1,299	1,367	5.2
Special Upper Secondary Education School	110	122	10.9	25	44	76.0
Special Vocational Upper Secondary Education School	995	1,212	21.8	83	47	-43.4
<b>TOTAL OF SECONDARY EDUCATION</b>	<b>6,155</b>	<b>6,619</b>	<b>7.5</b>	<b>2,229</b>	<b>2,395</b>	<b>7.4</b>
<b>TOTAL</b>	<b>10,956</b>	<b>11,542</b>	<b>5.3</b>	<b>4,072</b>	<b>4,386</b>	<b>7.7</b>
<i>By Region</i>						
Region (NUTS 2)	Pupils enrolled			Teaching Staff		
	2017/18	2018/19	Change (%)	2017/18	2018/19	Change (%)
Anatoliki Makedonia, Thraki	589	621	5.4	217	236	8.8
Kentriki Makedonia	1,867	1,945	4.2	803	848	5.6
Dytiki Makedonia	213	217	1.9	113	120	6.2
Thessalia	727	779	7.2	309	334	8.1
Ipeiros	290	315	8.6	110	110	0.0
Ionia Nisia	238	265	11.3	87	88	1.1
Dytiki Ellada	893	945	5.8	304	328	7.9
Stereia Ellada	574	597	4.0	213	204	-4.2
Peloponnisos	515	535	3.9	158	184	16.5
Attiki	3,796	4,000	5.4	1,275	1,407	10.4
Voreio Aigaio	187	203	8.6	86	105	22.1
Notio Aigaio	300	328	9.3	108	124	14.8
Kriti	767	792	3.3	289	298	3.1
<b>TOTAL</b>	<b>10,956</b>	<b>11,542</b>	<b>5.3</b>	<b>4,072</b>	<b>4,386</b>	<b>7.7</b>

<sup>1</sup> In case that a Special Vocational Lower Secondary School operates together with a Special Vocation Upper Secondary School, the teaching staff is registered for the Special Vocational Lower Secondary School. The same applies for the Special Lower Education Schools which have classes of Special Upper Secondary Schools.

**Table 3. Pupils enrolled by category of special education need<sup>2</sup> and sex**

Category of special education need	Pupils enrolled					
	2017/2018			2018/2019		
	Total	Males	Females	Total	Males	Females
Learning difficulties	650	423	227	813	559	254
Blindness or amblyopia	112	72	40	136	83	53
Deafness or limited hearing	330	219	111	334	216	118
Intellectual disability	3,900	2,392	1,508	4,042	2,490	1,552
Autism	3,350	2,608	742	3,625	2,815	810
Mobility difficulties	478	291	187	465	267	198
Emotional, social and psychological difficulties	575	393	182	561	379	182
Attention Deficit Hyperactivity Disorder (ADHD)	139	112	27	169	140	29
Multiple disabilities	1,422	828	594	1,397	798	599
<b>TOTAL</b>	<b>10,956</b>	<b>7,338</b>	<b>3,618</b>	<b>11,542</b>	<b>7,747</b>	<b>3,795</b>

**Chart 2. Pupils enrolled by category of special education need and sex, school year 2018/2019**



<sup>2</sup> If a pupil encounters more than one special education need, he/she is registered only once, under the more serious need.

## A. SPECIAL KINDERGARTENS

Table 4. Pupils enrolled and teaching staff by sector and region

<i>By sector</i>						
School Units	Pupils enrolled			Teaching Staff		
	2017/18	2018/19	Change (%)	2017/18	2018/19	Change (%)
Public	587	616	4.9	206	223	8.3
Legal Entities of Private Law <sup>3</sup>	64	57	-10.9	19	18	-5.3
<b>TOTAL</b>	<b>651</b>	<b>673</b>	<b>3.4</b>	<b>225</b>	<b>241</b>	<b>7.1</b>
<i>By region</i>						
Region (NUTS 2)	Pupils enrolled			Teaching Staff		
	2017/18	2018/19	Change (%)	2017/18	2018/19	Change (%)
Anatoliki Makedonia, Thraki	35	29	-17.1	11	12	9.1
Kentriki Makedonia	100	108	8.0	33	39	18.2
Dytiki Makedonia	15	11	-26.7	7	6	-14.3
Thessalia	32	43	34.4	17	20	17.6
Ipeiros	19	22	15.8	8	7	-12.5
Ionia Nisia	13	20	53.8	5	5	0.0
Dytiki Ellada	67	68	1.5	22	22	0.0
Stereia Ellada	40	35	-12.5	14	13	-7.1
Peloponnisos	23	28	21.7	8	10	25.0
Attiki	225	222	-1.3	71	74	4.2
Voreio Aigaio	14	20	42.9	6	8	33.3
Notio Aigaio	10	13	30.0	4	5	25.0
Kriti	58	54	-6.9	19	20	5.3
<b>TOTAL</b>	<b>651</b>	<b>673</b>	<b>3.4</b>	<b>225</b>	<b>241</b>	<b>7.1</b>

<sup>3</sup> Early Intervention Programmes of ELEPAP (Hellenic Society for the Protection and Rehabilitation of the Disabled Children) are addressed to pupils aged 4-7 years old with special education needs and are equivalent to pre-primary school units under the Ministry of Education (Law 3699/2008, Article 32, §1) .

## B. SPECIAL PRIMARY SCHOOLS

Table 5. Pupils enrolled and teaching staff by region

Region (NUTS 2)	Pupils enrolled			Teaching staff		
	2017/18	2018/19	Change (%)	2017/18	2018/19	Change (%)
Anatoliki Makedonia, Thraki	197	191	-3.0	70	72	2.9
Kentriki Makedonia	656	692	5.5	305	326	6.9
Dytiki Makedonia	62	65	4.8	34	37	8.8
Thessalia	259	263	1.5	127	123	-3.1
Ipeiros	114	112	-1.8	40	40	0.0
Ionia Nisia	88	96	9.1	31	31	0.0
Dytiki Ellada	331	330	-0.3	112	112	0.0
Stereia Ellada	226	226	0.0	74	77	4.1
Peloponnisos	188	198	5.3	62	72	16.1
Attiki	1,566	1,592	1.7	574	649	13.1
Voreio Aigaio	70	70	0.0	35	40	14.3
Notio Aigaio	113	121	7.1	43	48	11.6
Kriti	280	294	5.0	111	123	10.8
<b>TOTAL</b>	<b>4,150</b>	<b>4,250</b>	<b>2.4</b>	<b>1,618</b>	<b>1,750</b>	<b>8.2</b>

## C. SPECIAL LOWER SECONDARY EDUCATION SCHOOLS

(Including Special Lower Secondary Education Schools, Special Vocational Lower Secondary Education Schools and Special Vocational Education Workshops)

Table 6. Pupils enrolled and teaching staff by region

Region (NUTS 2)	Pupils enrolled			Teaching staff <sup>4</sup>		
	2017/18	2018/19	Change (%)	2017/18	2018/19	Change (%)
Anatoliki Makedonia, Thraki	323	345	6.8	136	152	11.8
Kentriki Makedonia	879	891	1.4	435	454	4.4
Dytiki Makedonia	115	109	-5.2	72	77	6.9
Thessalia	300	334	11.3	165	191	15.8
Ipeiros	124	144	16.1	62	63	1.6
Ionia Nisia	123	124	0.8	51	52	2.0
Dytiki Ellada	398	434	9.0	170	194	14.1
Stereia Ellada	260	261	0.4	112	114	1.8
Peloponnisos	280	278	-0.7	88	102	15.9
Attiki	1,679	1,762	4.9	587	622	6.0
Voreio Aigaio	103	113	9.7	45	57	26.7
Notio Aigaio	137	145	5.8	61	71	16.4
Kriti	329	345	4.9	137	155	13.1
<b>TOTAL</b>	<b>5,050</b>	<b>5,285</b>	<b>4.7</b>	<b>2,121</b>	<b>2,304</b>	<b>8.6</b>

<sup>4</sup> In case that a Special Vocational Lower Secondary School operates together with a Special Vocation Upper Secondary School, the teaching staff is registered for the Special Vocational Lower Secondary School. The same applies for the Special Lower Education Schools which have classes of Special Upper Secondary Schools.

## D. SPECIAL UPPER SECONDARY EDUCATION SCHOOLS

(Including Special Upper Secondary Education Schools and Special Vocational Upper Secondary Education Schools)

**Table 7. Pupils enrolled and teaching staff by region**

Region (NUTS 2)	Pupils enrolled			Teaching staff <sup>5, 6</sup>		
	2017/18	2018/19	Change (%)	2017/18	2018/19	Change (%)
Anatoliki Makedonia, Thraki	34	56	64.7	-	-	-
Kentriki Makedonia	232	254	9.5	30	29	-3.3
Dytiki Makedonia	21	32	52.4	-	-	-
Thessalia	136	139	2.2	-	-	-
Ipeiros	33	37	12.1	-	-	-
Ionia Nisia	14	25	78.6	-	-	-
Dytiki Ellada	97	113	16.5	-	-	-
Stereia Ellada	48	75	56.3	13	0	-100.0
Peloponnisos	24	31	29.2	-	-	-
Attiki	326	424	30.1	43	62	44.2
Voreio Aigaio	0	0	-	-	-	-
Notio Aigaio	40	49	22.5	-	-	-
Kriti	100	99	-1.0	22	0	-100.0
<b>TOTAL</b>	<b>1,105</b>	<b>1,334</b>	<b>20.7</b>	<b>108</b>	<b>91</b>	<b>-15.7</b>

<sup>5</sup> In case a Special Lower Secondary School and a Special Upper Secondary School (Vocational or General) belong and operate under the same administration unit, the teaching staff of those schools is recorded as staff employed in the Lower Secondary School.

<sup>6</sup> The difference in the teaching staff in the regions of Stereia Ellada and Kriti between 2017/18 and 2018/19 is due either to the conversion of the Special Vocational Upper Secondary Education School into a Special Vocational Lower and Upper Secondary Education School or to the merger of the Special Vocational Lower Secondary Education School and the Special Vocational Upper Secondary Education School into a Special Vocational Lower and Upper Secondary Education School. In both cases, teaching staff is recorded into the Special Vocational Lower Secondary Education School.

## EXPLANATORY NOTES

### Survey on Special Education Schools

The special education school units of Pre-primary/Primary and Secondary Education are the following:

- Special Kindergartens
- Early Intervention Programmes of ELEPAP (Hellenic Society for the Protection and Rehabilitation of the Disabled Children) - Kindergartens
- Special Primary Schools
- Special Lower Secondary Education Schools
- Special Vocational Lower Secondary Education Schools
- Special Vocational Education Workshops
- Special Upper Secondary Education School
- Special Vocational Upper Secondary Education School

This survey is conducted, on a yearly basis, aiming at collecting data on the number of pupils enrolled, the school units and the number of teaching staff.

### Legal Frame

The survey is conducted by virtue of Regulation 452/2008 of the European Parliament and the Council and implementing Regulation 912/2013 of the European Commission.

### Statistical Units

The statistical units are the school units of Special Education.

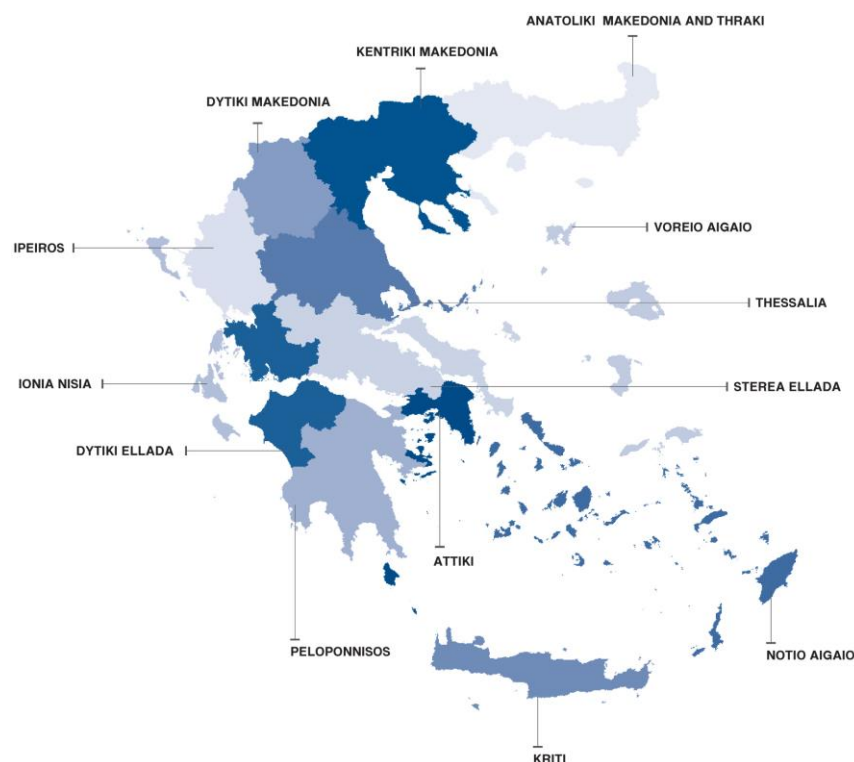
### Coverage

Greece total.

### Geographical Classification

The geographical classification is based on Nomenclature of Territorial Units for Statistics.

### Map of the 13 Regions (NUTS 2) of Greece



<b>Dissemination of results</b>	The data are posted on a yearly basis on the website of ELSTAT and are published in a relevant Press Release.
<b>Reference period</b>	The data of the survey refer to the end of school year 2018/2019.
<b>Methodology and coverage</b>	The survey on Special Education Schools is an annual, census survey, conducted by ELSTAT. The data are collected from the questionnaires that are filled in by the relevant school units and subsequently they are checked and transitted to ELSTAT by the relevant Directorates of Primary and Secondary Education of the Ministry.
<b>References</b>	More information, such as tables with the survey results, samples of questionnaires, etc. on the Survey on Special Education Schools, can be found on the webpage of ELSTAT <a href="http://www.statistics.gr">www.statistics.gr</a> , at the link: "Statistics"/ Population and Social Conditions / Education and Training /Special Education (end of the school year)".