

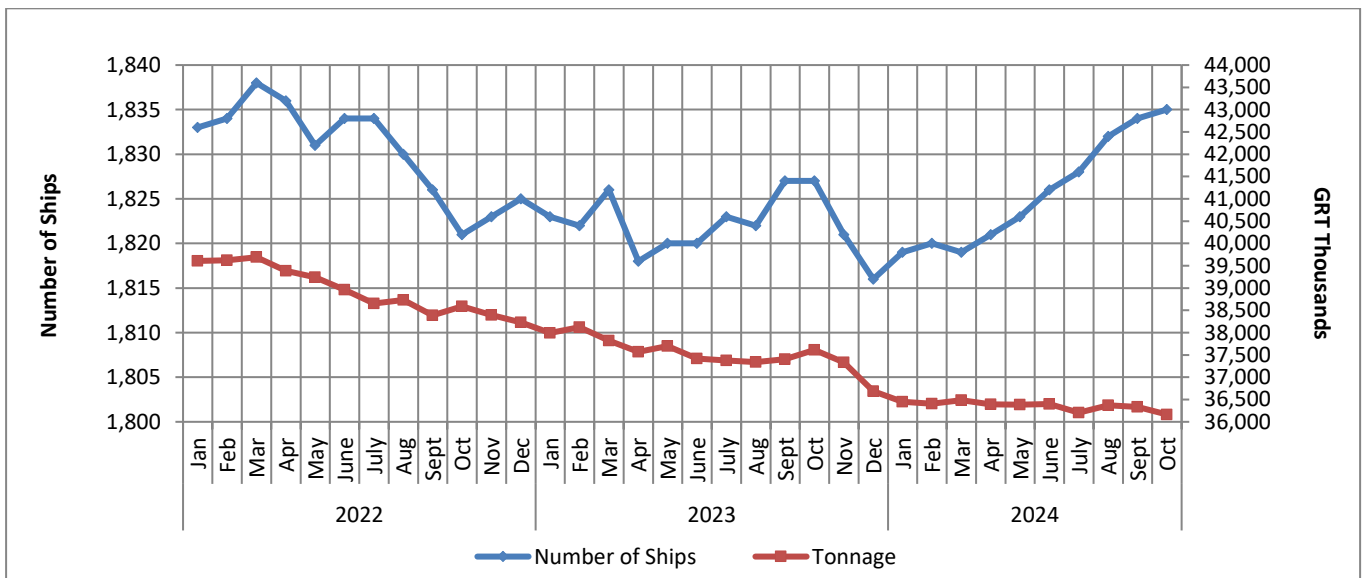


GREEK MERCHANT FLEET:
October 2024 (Provisional data)

The Hellenic Statistical Authority (ELSTAT) announces data on the Greek Merchant Fleet (for vessels of 100 GRT¹) for October 2024. Particularly:

- The Greek Merchant Fleet increased by 0.4% in October 2024 compared with October 2023. An increase of 0.3% was recorded in October 2023 compared with October 2022 (Table 1).
- The gross tonnage of the Greek Merchant Fleet, for vessels of 100 GRT and over, recorded a decrease of 3.9% in October 2024 compared with October 2023. A decrease of 2.5% was recorded in October 2023 compared with October 2022 (Table 1).

Graph 1: Greek Merchant ships of 100 GRT and over: January 2022– October 2024



Information on methodological issues:

Division of Sectoral Statistics
Section of Transport Statistics
E. Kleftogianni
Tel : +30 213 135 3087E mail: e.kleftogianni@statistics.gr

Information for data provision:

Tel. +30 213 135 2022
E mail: data.dissem@statistics.gr

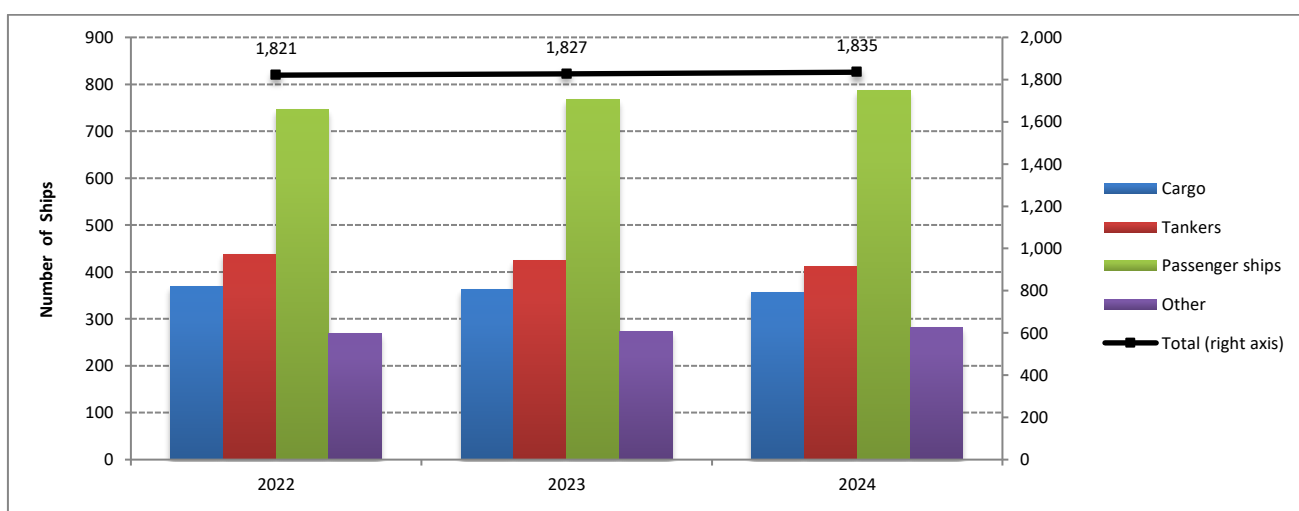
¹GRT: Gross Tonnage

Table 1: Number and tonnage of Greek Merchant ships of 100 GRT and over, by types of ships, October 2022

October										
Types of ships	2022*		2023*		Change % 2023/2022		2024		Change % 2024/2023	
	Number of Ships	Tonnage (GRT)	Number of Ships	Tonnage (GRT)	Number of Ships	Tonnage (GRT)	Number of Ships	Tonnage (GRT)	Number of Ships	Tonnage (GRT)
Total:	1,821	38,587,685	1,827	37,613,203	0.3	-2.5	1,835	36,164,244	0.4	-3.9
Cargo	368	10,818,499	362	10,472,202	-1.6	-3.2	356	9,820,035	-1.7	-6.2
Tankers	438	26,368,863	425	25,739,779	-3.0	-2.4	411	24,980,247	-3.3	-3.0
Passenger ships	746	1,266,422	767	1,257,951	2.8	-0.7	787	1,220,968	2.6	-2.9
Other	269	133,901	273	143,271	1.5	7.0	281	142,994	2.9	-0.2

*revised data

Graph 2a: Number of Greek Merchant ships of 100 GRT and over, by types of ships, October 2022 – 2024



Graph 2b: Tonnage of Greek Merchant Ships of 100 GRT and over, by types of ships, October 2022 – 2024

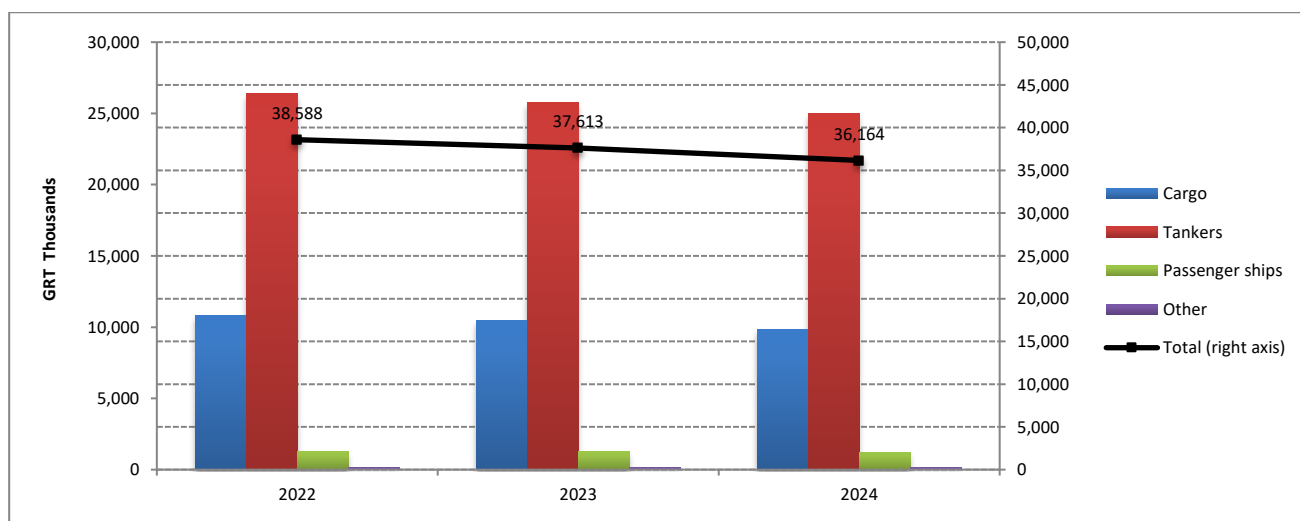


Table 2: Distribution of the Greek Merchant ships of 100 GRT and over, by tonnage groups, October 2022 – 2024

October										
Tonnage Groups	2022*		2023*		Change % 2023/2022		2024		Change % 2024/2023	
	Number of Ships	Tonnage (GRT)	Number of Ships	Tonnage (GRT)	Number of Ships	Tonnage (GRT)	Number of Ships	Tonnage (GRT)	Number of Ships	Tonnage (GRT)
Total:	1,821	38,587,685	1,827	37,613,203	0.3	-2.5	1,835	36,164,244	0.4	-3.9
[100-500)	854	208,797	867	211,221	1.5	1.2	901	220,977	3.9	4.6
[500-3,000)	340	427,557	351	442,472	3.2	3.5	348	438,991	-0.9	-0.8
[3,000-7,000)	76	336,318	78	346,334	2.6	3.0	77	340,908	-1.3	-1.6
[7,000-10,000)	24	202,584	24	200,542	0.0	-1.0	23	190,134	-4.2	-5.2
[10,000-20,000)	50	721,927	48	688,045	-4.0	-4.7	51	727,859	6.3	5.8
[20,000-30,000)	63	1,669,686	58	1,539,480	-7.9	-7.8	51	1,337,953	-12.1	-13.1
[30,000+)	414	35,020,816	401	34,185,109	-3.1	-2.4	384	32,907,422	-4.2	-3.7

*revised data

Graph 3: Distribution of Greek Merchant ships of 100 GRT and over, by tonnage groups, October 2022 – 2024

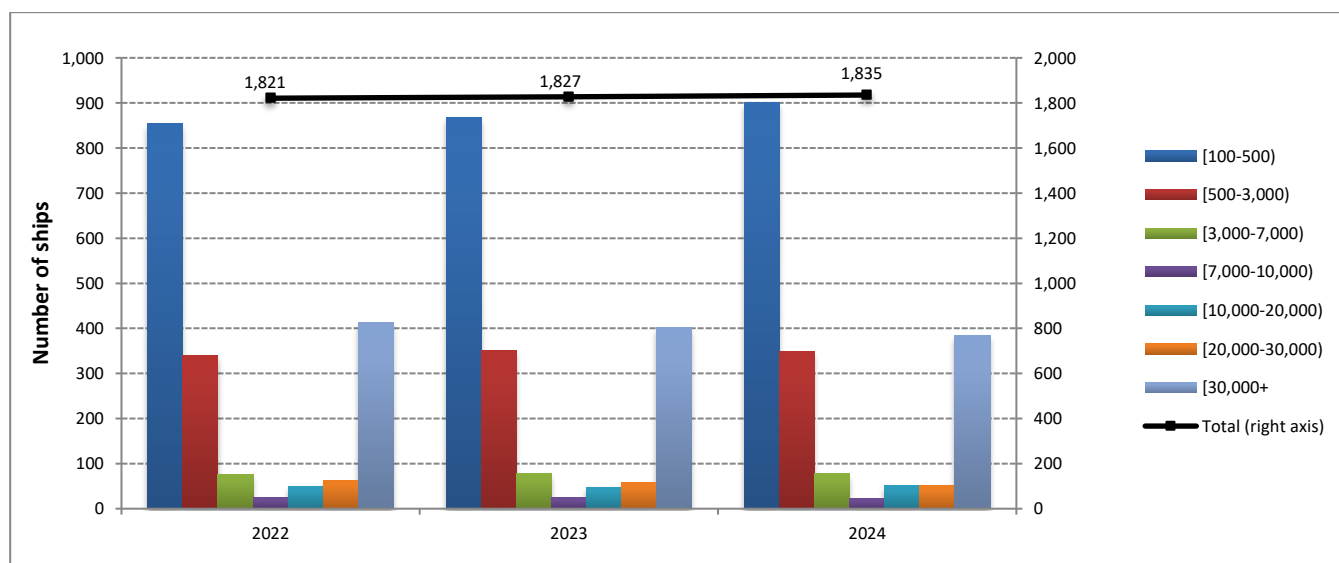
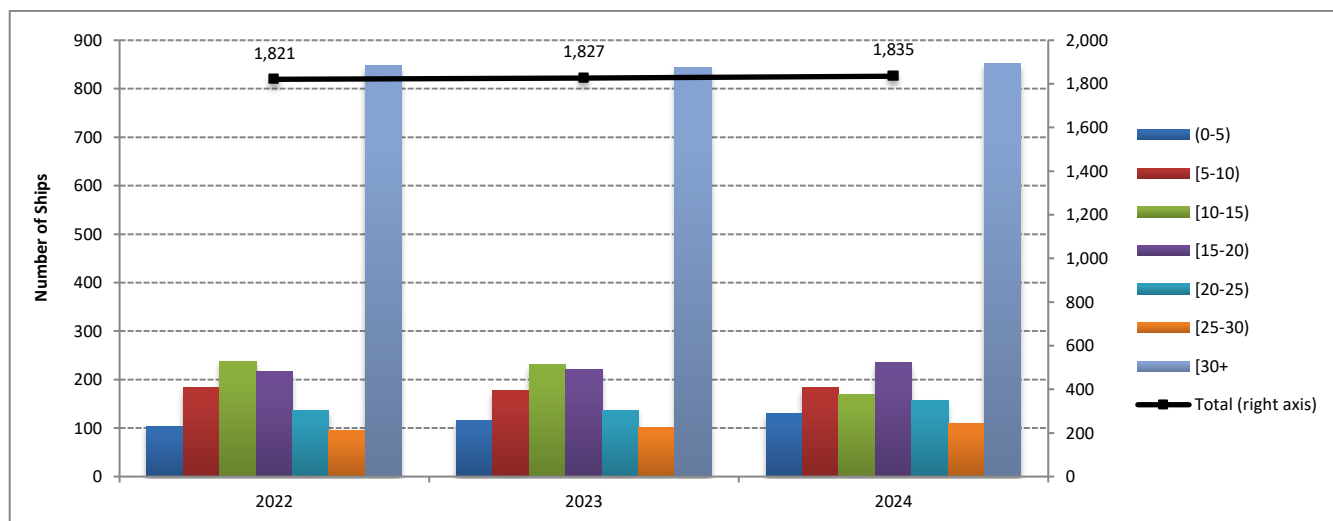


Table 3: Distribution of Greek Merchant ships of 100 GRT and over, by age groups, October 2022 – 2024

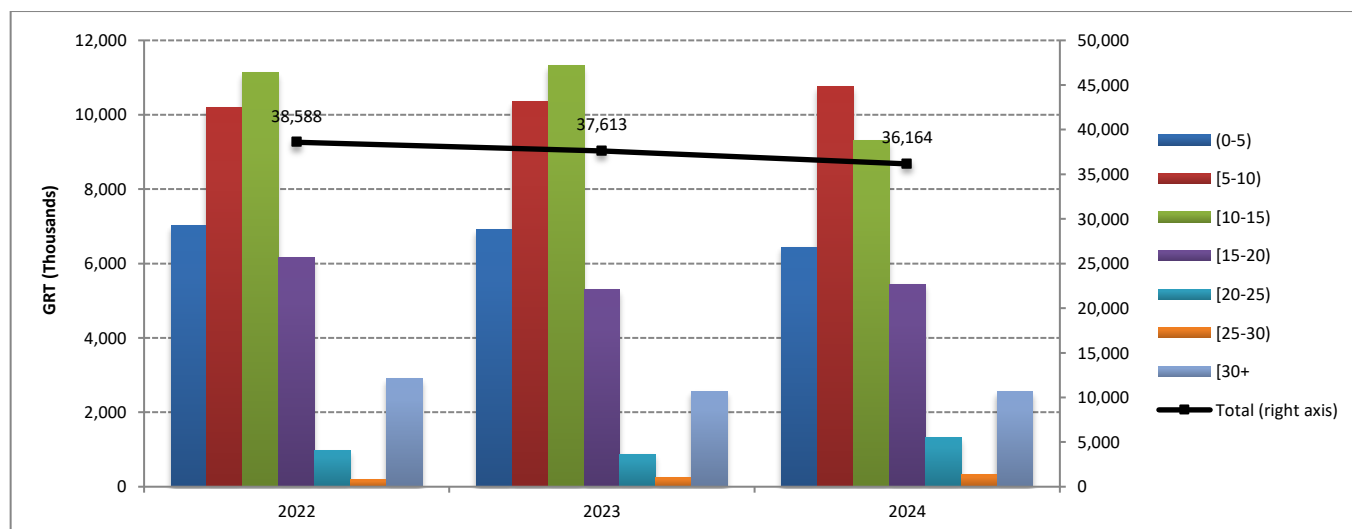
October										
2022*			2023*		Change % 2023/2022		2024		Change % 2024/2023	
Age Groups	Number of Ships	Tonnage (GRT)	Number of Ships	Tonnage (GRT)	Number of Ships	Tonnage (GRT)	Number of Ships	Tonnage (GRT)	Number of Ships	Tonnage (GRT)
Total:	1,821	38,587,685	1,827	37,613,203	0.3	-2.5	1,835	36,164,244	0.4	-3.9
(0-5)	104	7,024,251	116	6,913,990	11.5	-1.6	130	6,444,040	12.1	-6.8
[5-10)	183	10,199,185	177	10,360,729	-3.3	1.6	183	10,764,364	3.4	3.9
[10-15)	238	11,131,966	231	11,333,340	-2.9	1.8	169	9,310,077	-26.8	-17.9
[15-20)	216	6,154,130	221	5,314,019	2.3	-13.7	235	5,448,320	6.3	2.5
[20-25)	137	981,706	137	878,816	0.0	-10.5	157	1,327,101	14.6	51.0
[25-30)	96	187,078	102	241,796	6.3	29.2	110	320,988	7.8	32.8
[30+)	847	2,909,369	843	2,570,513	-0.5	-11.6	851	2,549,354	0.9	-0.8

*revised data

Graph 4a: Distribution of Greek Merchant ships 100 GRT and over, by age groups, October 2022 – 2024



Graph 4b: Tonnage of Greek Merchant ships of 100 GRT and over, by age groups, October 2022–2024



METHODOLOGICAL NOTES

- Greek Merchant Fleet Survey** The Survey on the Greek Merchant Fleet is conducted on a monthly basis since 1964 without any major methodological changes ever since. The purpose of the survey is to fully record statistical data on the number and basic characteristics of the Greek merchant ships, thus depicting the evolution over the course of time of the Greek merchant fleet.
- Legal Framework** The survey is conducted in compliance with the joint Ministerial Decision (No 6792/G-81/11-4-97), signed by the Minister of National Economy and the Minister of Mercantile Marine.
- Reference Period** The results of the survey refer to the end of October 2024.
- Coverage** The survey covers all domestic Port Authorities, as well as Greek Consular Port Authorities abroad, which keep ship registers. These Authorities have to send a report on a monthly basis to the Hellenic Statistical Authority (ELSTAT), pertaining to the changes in the Greek merchant ships registered in their ship registers.
- Definitions**
- Merchant ship:** Seagoing self-propelled vessel, at least of 10 GRT, designed for the carriage of goods, transport of passengers, for fishing, towing or specially fitted out for other commercial maritime activities.
- Greek merchant fleet:** The total number of the merchant ships under Greek flag. The Greek flag carried by these ships means that all their maritime activities (subsidies for ship building, cargo limitations and other tax provisions) are governed by commercial and economic rules which are laid down by the respective Greek authorities.
- Gross Register Tonnage (GRT):** Refers to the spaces within the hull and of the enclosed spaces above the deck which are available for carrying goods, food, passengers and crew, GRT is equal to the volume of 100 cubic feet or 2.83 m³.
- Net Register Tonnage (NRT):** It is derived from the gross tonnage by deducting allowances in respect of spaces used for the crew, navigating and propelling machinery, fuel and water ballasts, and other spaces not used for passengers or cargo.
- Age of ship:** indicated by the year of original construction of the hull or that of the hull containing the engine room.
- Methodology** It is an exhaustive survey conducted by all domestic Port Authorities and Greek Consular Port Authorities abroad, which report to ELSTAT, on a monthly basis, on changes in the ships pertaining to: a) new registrations of ships in the ship registers, b) change in the name of a ship, c) change of ownership, d) transfers to or from a different port, e) deletion of a ship from a ship's register, f) final measurement – remeasurement of ships, g) replacement of the ship's engine.
- All these data, after being dully processed, are used to update, through a specially designed software application, the Official Register of Greek Merchant Ships. This Register is used for the production of monthly and annual statistical results.
- References** Further information (tables, charts) concerning the Survey on the Greek Merchant Fleet can be found on the webpage of ELSTAT (www.statistics.gr), under the link: <https://www.statistics.gr/el/statistics/-/publication/SMA27>