



SURVEY ON THE ACTIVITIES OF STATE – MUNICIPAL THEATRES AND ORCHESTRAS: 2023

The Hellenic Statistical Authority (ELSTAT) announces the data of the Survey on the activities of State – Municipal Theatres and Orchestras for the period 2022-2023⁽¹⁾.

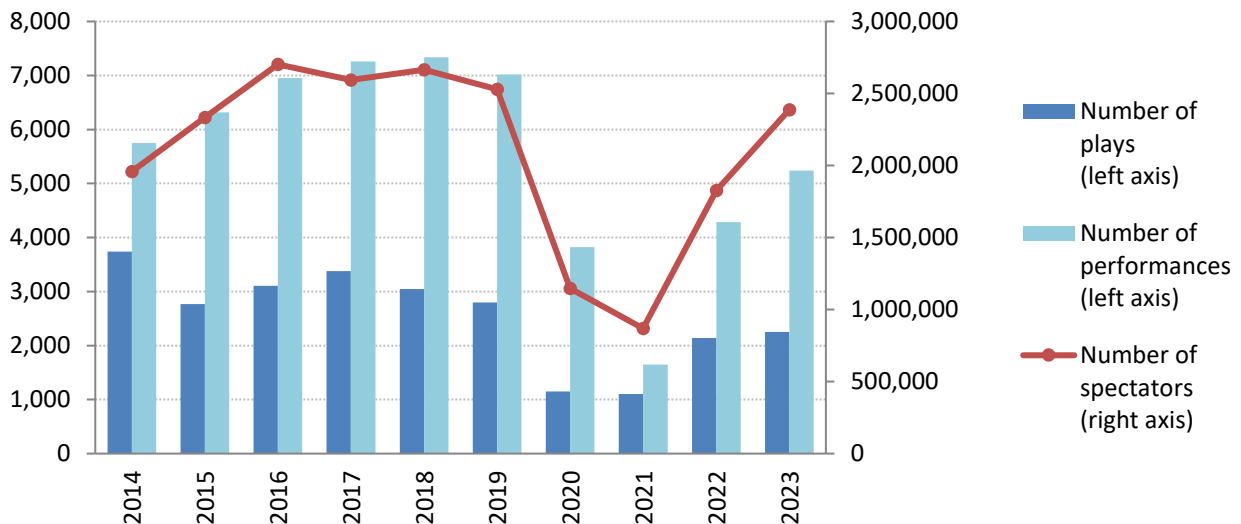
The Survey on the Activities of State Municipal Theatres and Orchestras is an annual census survey. The survey collects data pertaining to the type of the artistic shows (ancient Greek drama, classical and contemporary drama, comedy, opera, concerts, etc.), as well as to the number of plays, performances, and spectators, by type of show in state municipal theatres and orchestras.

On the basis of the data available from the survey in state municipal theatres and orchestras, as regards the activities that took place in 2023 in comparison with 2022, an increase of 5.4% is recorded in the number of plays, of 22.4% in the number of performances and of 30.6% in the number of spectators (Table 1, Graph 1).

As regards the number of spectators in state municipal theatres and orchestras, it is observed that in winter season, the largest number of spectators was recorded for concerts (269,577), children's theatre (213,850) and greek comedy plays (91,261). During the summer season, the largest number of spectators was recorded for concerts (509,128), ancient drama plays (210,642) and for other types (143,164) (Table 2, Graph 2).

The total amount of subsidies paid to state municipal theatres and orchestras in 2023 amounted to 62,725,564 euro, increased by 33.8% when compared to the previous year (Table 3 and Graph 3).

Graph 1: Activities of State – Municipal Theatres and Orchestras, 2014-2023



⁽¹⁾ The reference year of the survey refers to the "theatrical year" which begins on October 1st of year t-1 and ends in September of the next year (year t).

Information on methodological issues:

Sectoral Statistics Division
Tourism and Culture Statistics Section
Head of the Section: Eleni Papadopoulou
Tel: +30 213 135 2168
e-mail: e.papadopoulou@statistics.gr

Information for data provision:

Tel. +30 213 135 2022, 2308, 2310
[e-mail: data.dissem@statistics.gr](mailto:data.dissem@statistics.gr)

Table 1: Activities of State – Municipal Theatres and Orchestras, 2022-2023

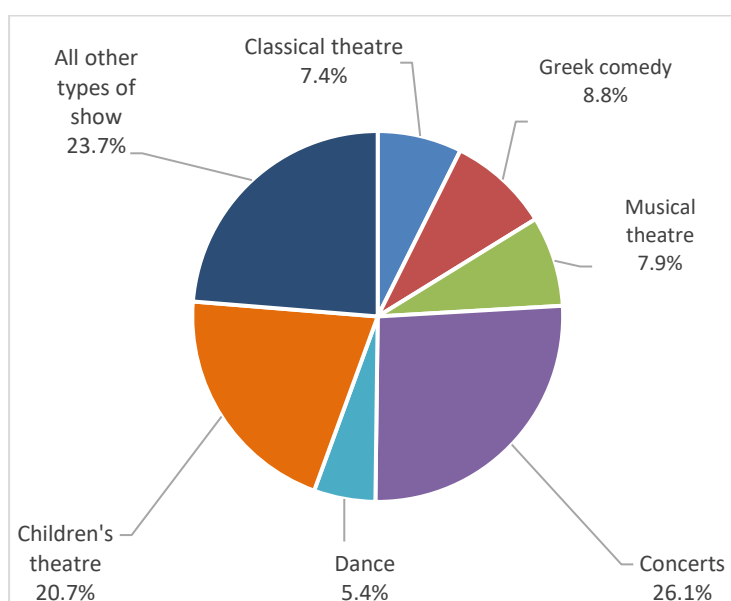
	2022	2023	Change (%) 2023/2022
Number of plays	2,139	2,254	5.4%
Number of performances	4,283	5,241	22.4%
Number of spectators	1,827,530	2,385,871	30.6%

Table 2: Activities of State – Municipal Theatres and Orchestras, by type of show and period, 2023

Type of show	Winter season			Summer season		
	Number of plays	Number of performances	Number of spectators	Number of plays	Number of performances	Number of spectators
Ancient Greek drama	0	0	0	113	138	210,642
Classical theatre	36	282	75,956	81	120	51,622
Modern Drama	10	111	22,309	8	16	9,652
Satirical plays	4	55	6,834	3	15	3,680
Foreign comedy plays	14	33	7,700	32	80	31,965
Greek comedy plays	52	261	91,261	70	252	77,514
Foreign contemporary drama plays	22	393	41,457	20	38	14,790
Greek contemporary drama plays	39	394	33,418	37	78	30,329
Boulevard theatre	3	9	2,026	1	4	342
Romantic comedy	6	8	1,580	8	37	15,597
Musical theatre	10	123	81,295	8	8	5,785
Opera	15	54	53,827	13	29	97,693
Operetta	3	3	873	0	0	0
Ballet	19	40	26,003	12	12	11,500
Concerts	455	496	269,577	460	405	509,128
Dance	45	79	55,436	86	129	55,119
Children's theatre	144	989	213,850	185	202	85,258
Other	120	180	48,689	120	168	143,164
Total	997	3,510	1,032,091	1,257	1,731	1,353,780

Graph 2: Activities of State – Municipal Theatres and Orchestras (number of spectators), by type of show, 2023

a. Winter season



b. Summer season

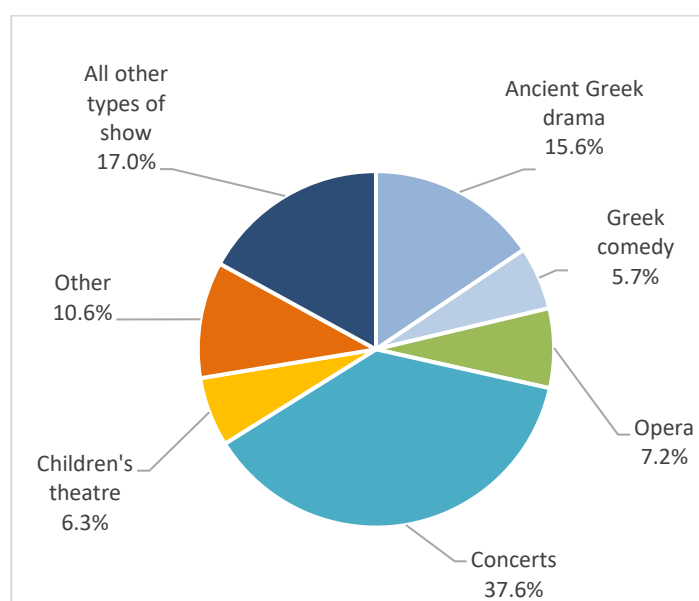
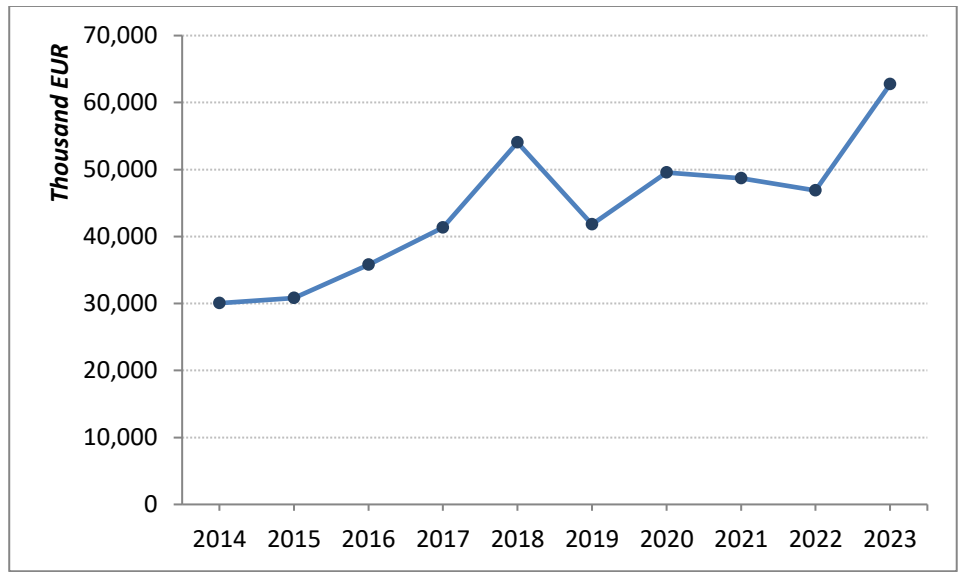


Table 3 and Graph 3: Subsidies paid to State – Municipal Theatres and Orchestras, 2014-2023

Year	Subsidies (in euro)
2014	30,048,360
2015	30,801,600
2016	35,788,267
2017	41,337,129
2018	54,053,581
2019	41,798,193
2020	49,574,886
2021	48,708,013
2022	46,867,131
2023	62,725,564



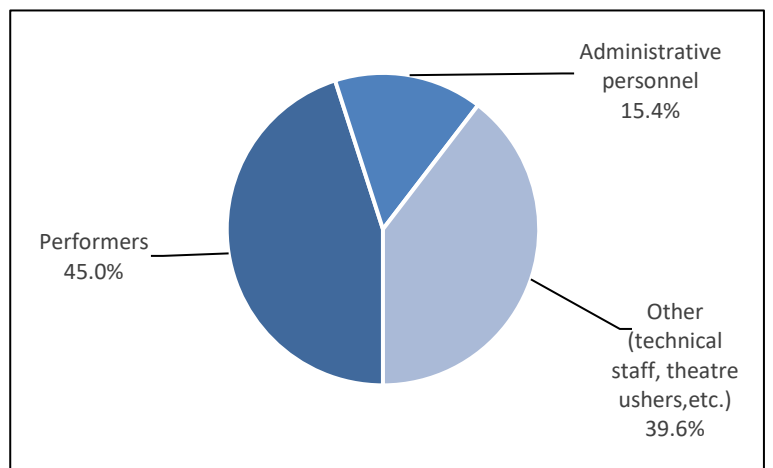
The following tables present data on the capacity of state municipal theaters and orchestras for the years 2020-2023 (Table 4) as well as on the persons employed in state municipal theaters and orchestras for the year 2023 (Table 5, graph 5).

Table 4: Capacity of the facilities of State – Municipal Theatres and Orchestras, for years 2021, 2022 and 2023

	2021	2022	2023
Number of seats	70,368	91,956	93,112
Surface area of halls (m ²)	19,357	27,631	28,471
Surface area of stages (m ²)	14,730	18,063	18,286
Surface area of dressing rooms (m ²)	8,799	11,833	11,606
Surface area of foyers (m ²)	17,420	23,090	23,012

Table and Graph 5: Persons employed in State – Municipal Theatres and Orchestras, 2023

Performers	1,676
Administrative personnel	572
Other (technical staff, theatre ushers, etc.)	1,473
Total personnel	3,721



EXPLANATORY NOTES

- Survey on the activities of State – Municipal Theatre and Orchestras** The Survey on the Activities of State – Municipal Theaters and Orchestras is being carried out since 1970. The survey collects data on the activities of the state municipal theatres and orchestras by type of show, and more specifically data on the number of plays and performances, as well as the number of spectators. Moreover, the survey collects data on the capacity of theatres' facilities, their personnel, and the subsidies. This survey presents the activities of 108 State – Municipal Theaters and Orchestras.
- Legal framework** The survey is conducted by virtue of the Law 3832/2010, as amended and in force.
- Reference Period** Theatrical year 1/10/2022-30/9/2023
- Methodology** The survey is a census survey and is carried out on an annual basis. The reference year of the survey refers to the theatrical year, which begins on 1st October of year t-1 and ends in September of the next year (year t). The data are collected from the State Theatres of Greece, such as the Odeon of Herodes Atticus, the Ancient Theatre of Epidavros, the Municipal Regional Theatres and Orchestras and other Municipal Theatres.
- References** More information on the Survey on the Activities of State – Municipal Theaters and Orchestras are available on the website of the Hellenic Statistical Authority (ELSTAT) (www.statistics.gr) at:
<https://www.statistics.gr/en/statistics/-/publication/SCI15/>