



## **PRESS RELEASE**

### **ISSUING OF MOTOR VEHICLE LICENSES: SEPTEMBER 2021**

The Hellenic Statistical Authority announces that in September 2021, 15,291 road motor cars (both new and used from abroad) were put into circulation for the first time, recording a 3.6% increase compared with the corresponding month of 2020 when the number of road motor cars was 14,764. In September 2020, a 3.0% increase had been observed in comparison with the corresponding month of 2019 (Table 1, Graphs 1,2,3,5). A total number of 7,609 new cars were put into circulation in September 2021 compared with 7,762 in September 2020, recording a 2.0% decrease.

The new motorcycles over 50cc (both new and used from abroad) that were put into circulation for the first time in September 2021 amounted to 5,134, against 4,464 in 2020, thus recording a 15.0% increase. In September 2020, a 15.7% increase had been observed in comparison with the corresponding month of 2019 (Table 1, Graph 4). Out of the above motorcycles 4,747 were new, while the corresponding figure in September 2020 was 4,153, recording a 14.3% increase.

During the period January - September 2021, 155,564 road motor cars (both new and used from abroad) were put into circulation for the first time, representing an increase of 23.1% compared to the corresponding period of 2020 when the number of road motor cars was 126,413. During the period January - September 2020 a decrease of 26.7% had been observed in comparison with the corresponding period of 2019 (Table 3, Graphs 6,7). Out of the above number of road motor cars that were put into circulation, from January to September 2021, 89,857 were new, while the corresponding number during the respective period of 2020 was 64,880, recording an increase of 38.5%.

During the period January - September 2021 the circulation of new motorcycles over 50cc (both new and used from abroad) amounted to 39,870 against 30,370 in 2020, thus representing a 31.3% increase. A decrease of 11.6% had been observed during the period January - September 2020 in comparison with the corresponding period of 2019 (Table 3, Graphs 6,7). A total number of 36,317 new motorcycles were put into circulation, from January to September 2021, compared with 27,938 during the corresponding period of 2020, recording a 30.0% increase.

*Information on methodological issues:*

*Sectoral Statistics Division*

*Transport Statistics Section*

Pota Tzortzi, Konstantinos Menexes

Tel: +30 213 135 2187, +30 213 135 3055

[e-mail: p.tzortzi@statistics.gr](mailto:p.tzortzi@statistics.gr), [k.menexes@statistics.gr](mailto:k.menexes@statistics.gr)

Information for data provision:

Tel: +30 213 135 2022

[e-mail: data.dissem@statistics.gr](mailto:data.dissem@statistics.gr)

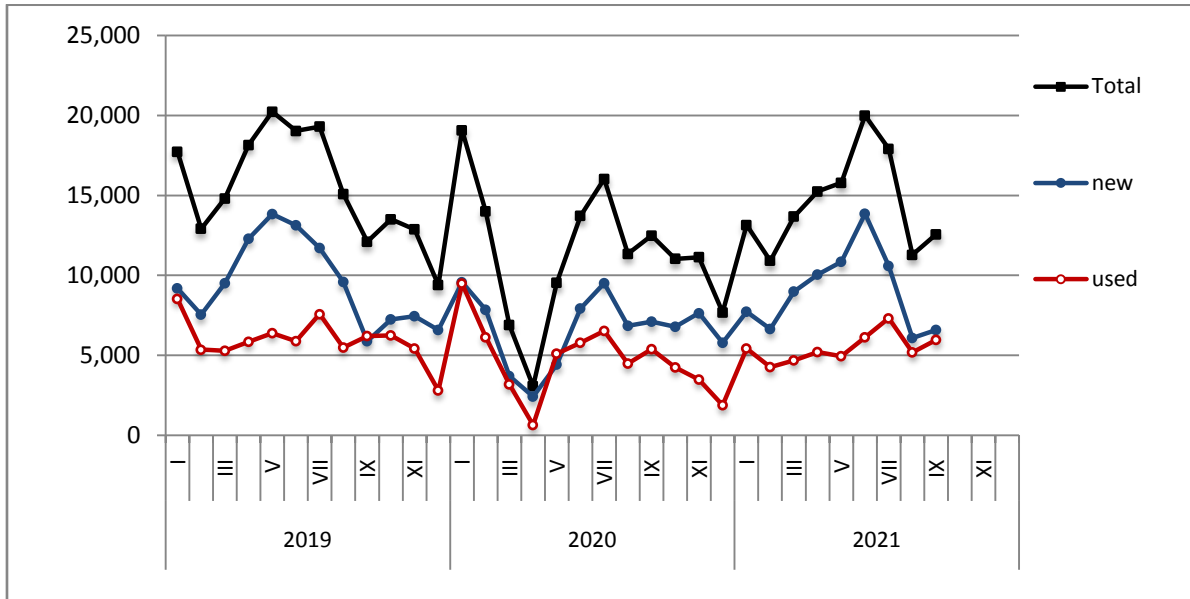
**Table 1. Road motor vehicles, both new and used, put into circulation for the first time in Greece: September 2019 - 2021**

Category of Road Motor Vehicles	September									Change (%)					
	2019			2020			2021			2020/2019			2021/2020		
	Total	New	Used	Total	New	Used	Total	New	Used	Total	New	Used	Total	New	Used
<b>Greece, total</b>															
Road Motor Vehicles,total	18,197	9,956	8,241	19,228	11,915	7,313	20,425	12,356	8,069	5.7%	19.7%	-11.3%	6.2%	3.7%	10.3%
1. Road motor cars	14,338	6,412	7,926	14,764	7,762	7,002	15,291	7,609	7,682	3.0%	21.1%	-11.7%	3.6%	-2.0%	9.7%
Passenger Cars	12,109	5,896	6,213	12,489	7,106	5,383	12,567	6,596	5,971	3.1%	20.5%	-13.4%	0.6%	-7.2%	10.9%
Buses	114	12	102	101	31	70	178	38	140	-11.4%	158.3%	-31.4%	76.2%	22.6%	100.0%
Lorries	2,115	504	1,611	2,174	625	1,549	2,546	975	1,571	2.8%	24.0%	-3.8%	17.1%	56.0%	1.4%
2. Motorcycles > 50 cc	3,859	3,544	315	4,464	4,153	311	5,134	4,747	387	15.7%	17.2%	-1.3%	15.0%	14.3%	24.4%
<b>Prefecture of Attica</b>															
Road Motor Vehicles,total	8,615	5,817	2,798	9,627	7,112	2,515	10,454	7,327	3,127	11.7%	22.3%	-10.1%	8.6%	3.0%	24.3%
1. Road motor cars	6,737	3,989	2,748	7,478	5,028	2,450	8,040	5,011	3,029	11.0%	26.0%	-10.8%	7.5%	-0.3%	23.6%
Passenger Cars	6,038	3,748	2,290	6,694	4,669	2,025	6,873	4,365	2,508	10.9%	24.6%	-11.6%	2.7%	-6.5%	23.9%
Buses	60	11	49	41	13	28	67	16	51	-31.7%	18.2%	-42.9%	63.4%	23.1%	82.1%
Lorries	639	230	409	743	346	397	1,100	630	470	16.3%	50.4%	-2.9%	48.0%	82.1%	18.4%
2. Motorcycles > 50 cc	1,878	1,828	50	2,149	2,084	65	2,414	2,316	98	14.4%	14.0%	30.0%	12.3%	11.1%	50.8%

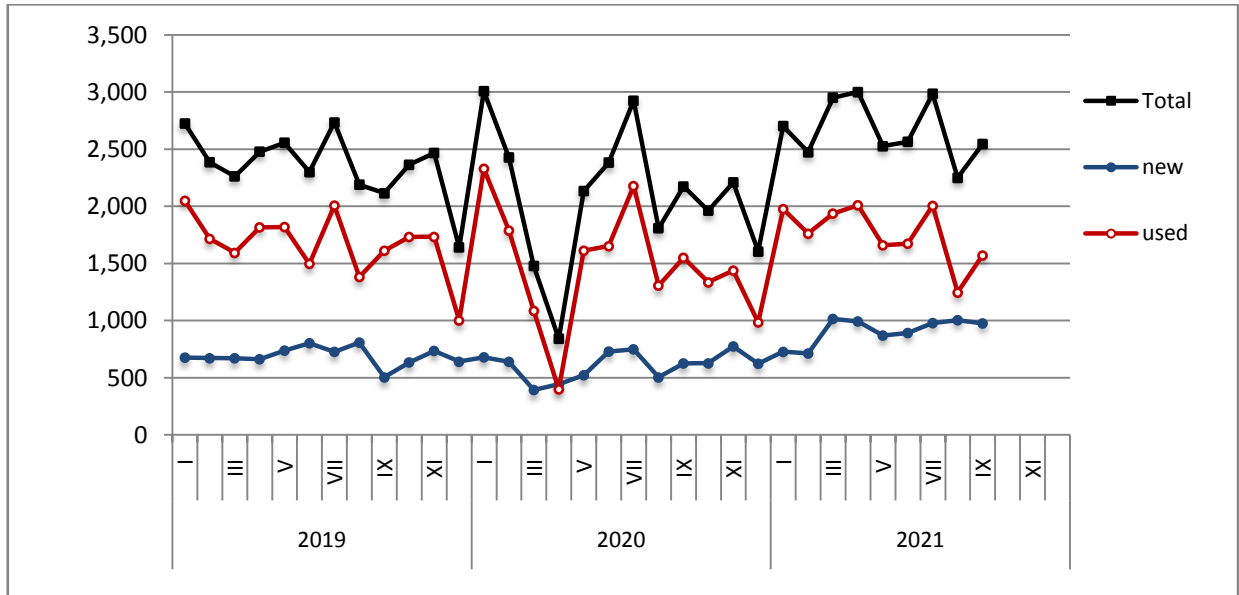
**Table 2. Road motor vehicles, both new and used, put into circulation for the first time in Greece: October 2019 - September 2021**

Category of Road Motor Vehicles	Average Oct. 2019 - Sep. 2020			Average Oct. 2020 - Sep. 2021			Change (%)		
							Average Oct. 2020 - Sep. 2021 / Average Oct. 2019 - Sep. 2020		
	Total	New	Used	Total	New	Used	Total	New	Used
<b>Greece, total</b>									
Road Motor Vehicles,total	17,230	10,245	6,985	19,984	13,002	6,982	16.0%	26.9%	0.0%
1. Road motor cars	14,082	7,354	6,728	15,978	9,348	6,630	13.5%	27.1%	-1.5%
Passenger Cars	11,828	6,722	5,106	13,365	8,466	4,899	13.0%	25.9%	-4.1%
Buses	116	24	92	131	32	99	12.9%	33.3%	7.6%
Lorries	2,138	608	1,530	2,482	850	1,632	16.1%	39.8%	6.7%
2. Motorcycles > 50 cc	3,148	2,891	257	4,006	3,654	352	27.3%	26.4%	37.0%

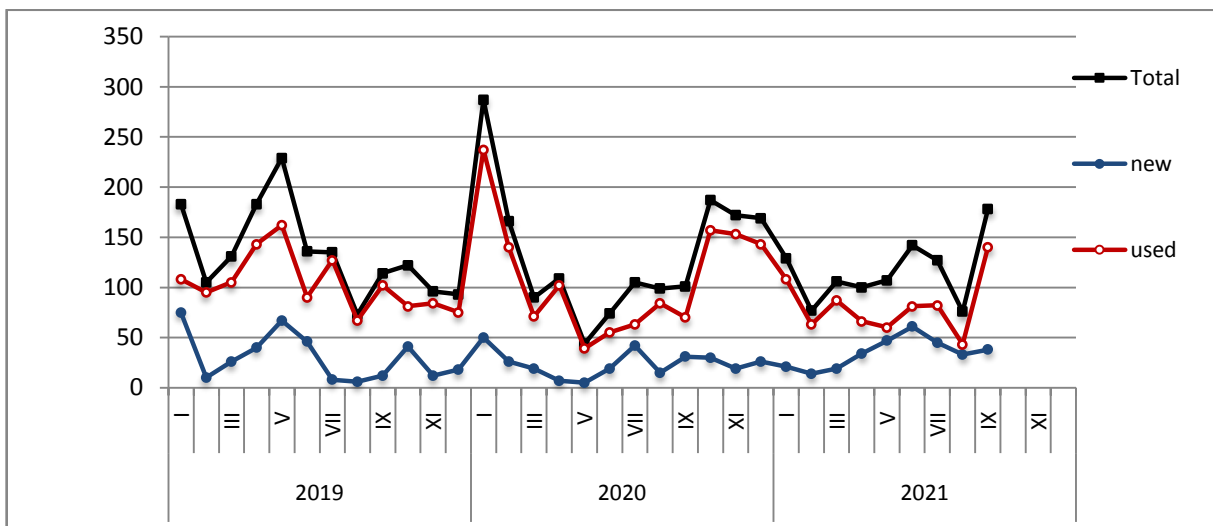
**Graph 1: Passenger Cars (January 2019 – September 2021)**



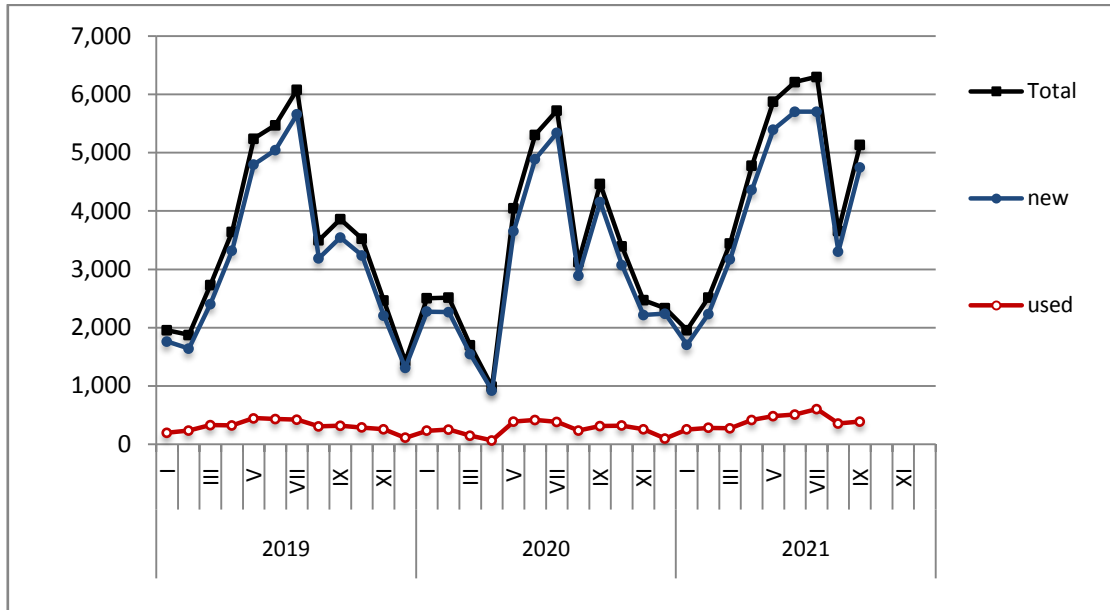
**Graph 2: Lorries (January 2019 – September 2021)**



**Graph 3: Buses (January 2019 – September 2021)**



**Graph 4: Motorcycles (January 2019 – September 2021)**



**Graph 5: New Registrations of Motor Vehicles (September 2021)**

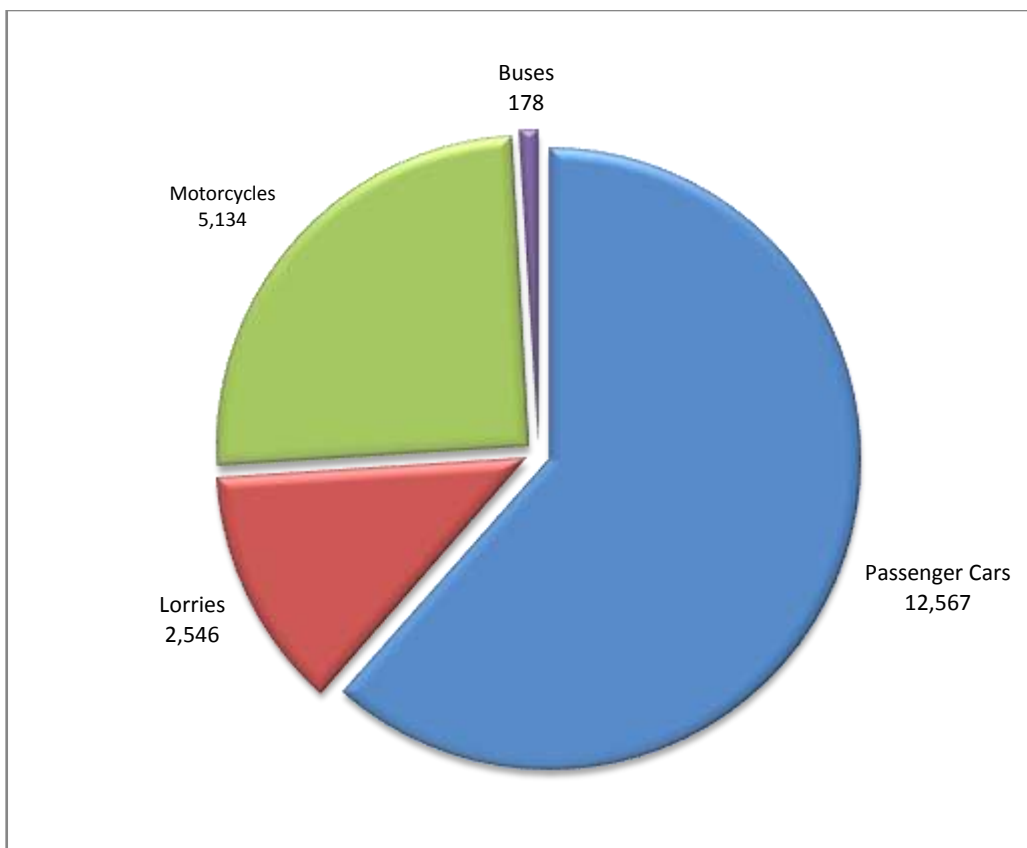
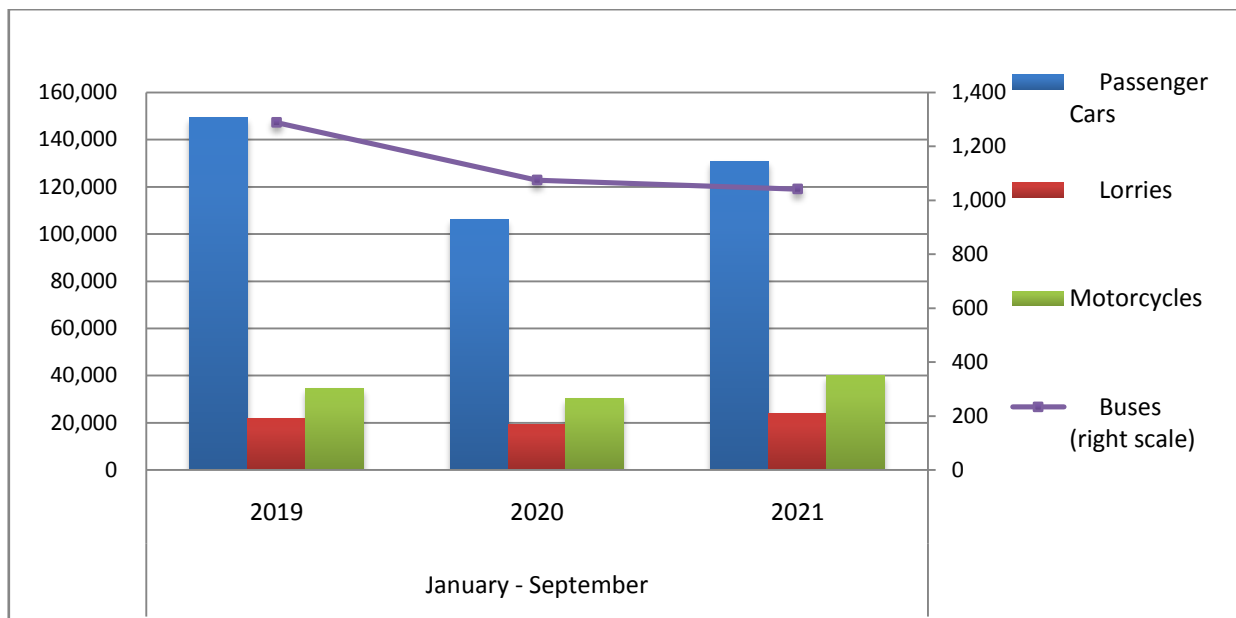
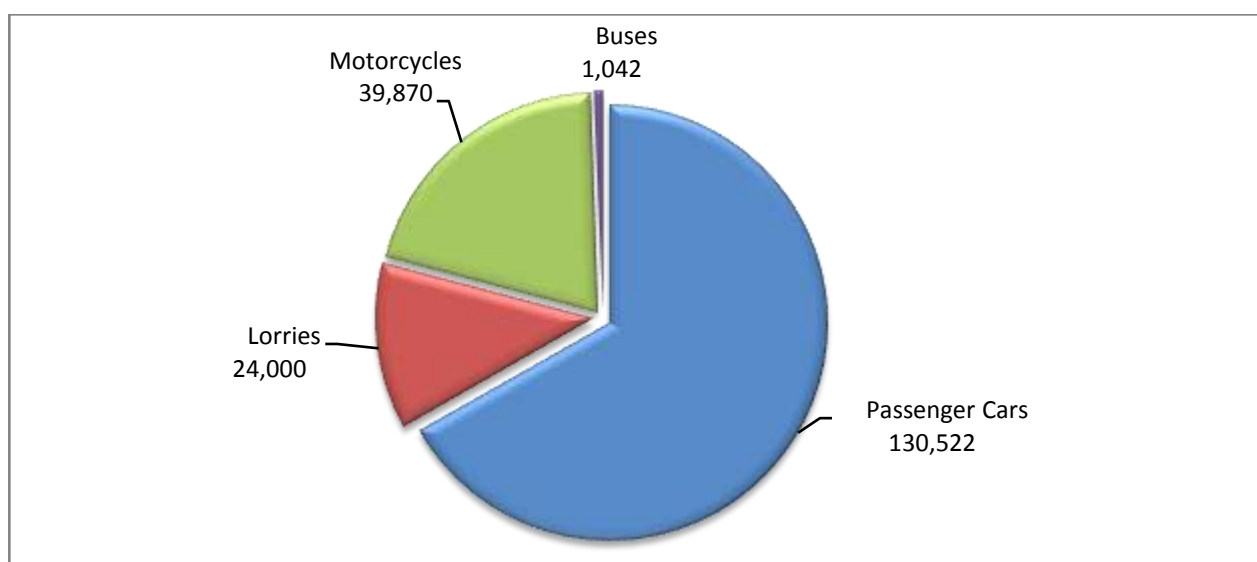


Table 3. Road motor vehicles, both new and used, put into circulation for the first time in Greece: January - September, years 2019 till 2021															
Category of Road Motor Vehicles	January - September									Change (%)					
	2019			2020			2021			2020/2019			2021/2020		
	Total	New	Used	Total	New	Used	Total	New	Used	Total	New	Used	Total	New	Used
<b>Greece, total</b>															
Road Motor Vehicles, total	206,723	130,626	76,097	156,783	92,818	63,965	195,434	126,174	69,260	-24.2%	-28.9%	-15.9%	24.7%	35.9%	8.3%
1. Road motor cars	172,376	99,275	73,101	126,413	64,880	61,533	155,564	89,857	65,707	-26.7%	-34.6%	-15.8%	23.1%	38.5%	6.8%
Passenger Cars	149,340	92,724	56,616	106,159	59,381	46,778	130,522	81,377	49,145	-28.9%	-36.0%	-17.4%	22.9%	37.0%	5.1%
Buses	1,289	290	999	1,075	214	861	1,042	312	730	-16.6%	-26.2%	-13.8%	-3.1%	45.8%	-15.2%
Lorries	21,747	6,261	15,486	19,179	5,285	13,894	24,000	8,168	15,832	-11.8%	-15.6%	-10.3%	25.1%	54.6%	13.9%
2. Motorcycles > 50 cc	34,347	31,351	2,996	30,370	27,938	2,432	39,870	36,317	3,553	-11.6%	-10.9%	-18.8%	31.3%	30.0%	46.1%
<b>Prefecture of Attica</b>															
Road Motor Vehicles, total	103,711	79,420	24,291	76,454	55,827	20,627	102,481	76,963	25,518	-26.3%	-29.7%	-15.1%	34.0%	37.9%	23.7%
1. Road motor cars	88,906	65,212	23,694	62,019	41,947	20,072	84,341	59,636	24,705	-30.2%	-35.7%	-15.3%	36.0%	42.2%	23.1%
Passenger Cars	81,804	61,842	19,962	55,489	38,877	16,612	74,945	54,821	20,124	-32.2%	-37.1%	-16.8%	35.1%	41.0%	21.1%
Buses	463	135	328	353	87	266	278	93	185	-23.8%	-35.6%	-18.9%	-21.2%	6.9%	-30.5%
Lorries	6,639	3,235	3,404	6,177	2,983	3,194	9,118	4,722	4,396	-7.0%	-7.8%	-6.2%	47.6%	58.3%	37.6%
2. Motorcycles > 50 cc	14,805	14,208	597	14,435	13,880	555	18,140	17,327	813	-2.5%	-2.3%	-7.0%	25.7%	24.8%	46.5%

**Graph 6. New Motor Vehicles Circulation Licenses: January – September, years 2019 till 2021**



**Graph 7. New Registrations of Motor Vehicles: January – September 2021**



**Table 4**  
**Sales of new and used passenger cars by make: September 2021 and January - September 2021**

Make	Passenger cars			
	September		January - September	
	new	used	new	used
ADRIA	-	-	-	1
ADRIA, Sun LIVING, ELIOS	-	-	1	-
ALFA LANCIA	-	-	-	1
ALFA ROMEO	5	70	73	555
ALPINA	-	-	2	-
ALPINE	-	-	-	1
ASTON MARTIN	-	-	-	3
AUDI	249	81	2,698	693
BEACH-BAGGY	-	-	-	1
BENTLEY	-	1	1	4
BMW	292	129	3,420	1,152
BMW,MINI	-	1	-	4
BURSTNE	-	-	-	1
BURSTNERS	-	-	-	1
CADILLAC	-	-	-	1
CAPRON	-	-	2	4
CHEVROLET	-	43	-	398
CHRYSLER	-	1	-	8
CITROEN	92	218	1,223	1,527
CITROEN / DS	239	3	2,747	21
CORVETTE	-	-	-	1
CUPRA	10	-	61	1
DACIA	60	117	1,649	857
DACIA, RENAULT	-	1	-	1
DAIHATSU	-	7	1	74
DETHLEFFS	-	-	-	11
DODGE	-	-	-	1
DS	31	-	234	5
FERRARI	-	1	-	19
FIAT	146	350	2,738	2,829
FIAT/CHALLENGER	-	-	-	1
FORD	233	463	2,617	3,887
HOBBY	-	-	2	3
HONDA	31	54	268	575
HUMER	-	-	-	1
HYMER	-	-	1	3
HYUNDAI	605	584	6,972	4,406
INFINITI	-	-	-	1
IVECO	-	-	-	1
JAGUAR	2	8	84	61
JEEP	88	18	1,145	154
KIA	348	114	3,918	911
KNAUS	-	-	-	1
LADA	-	-	-	6
LAMBORGHINI	-	-	5	9

**Table 4 (cont)**  
**Sales of new and used passenger cars by make: September 2021 and January - September 2021**

Make	Passenger cars			
	September		January - September	
	new	used	new	used
LANCIA	-	8	-	93
LAND ROVER	36	40	354	350
LEGACY	-	-	-	1
LEXUS	7	4	105	51
LMC	-	-	-	1
LOTUS	-	-	-	1
MASERATI	1	-	5	5
MAZDA	50	17	334	173
MC LOUIS S.P.A	-	1	-	1
MCLAREN	-	-	-	3
MERCEDES	133	202	3,360	1,878
MERCEDES <sup>1</sup>	-	-	3	-
MG	-	-	-	1
MIA ELECTRIC	-	-	-	1
MINI	64	28	1,376	273
MINI MAFER	-	-	-	1
MINI MAFER	-	-	-	1
MINI MAFER	-	-	-	1
MINI MAFER	-	-	-	1
MITSUBISHI	2	63	157	539
MOBILVETTA DESIGN SpA	-	-	-	1
MORGAN	-	-	2	-
MPM MOTORS	-	-	-	1
NISSAN	202	404	3,081	3,694
NISSAN <sup>1</sup>	-	-	2	-
OPEL	526	452	5,003	3,835
PEUGEOT	671	266	8,548	2,157
PEUGEOT <sup>2</sup>	-	-	32	-
PORSCHE	7	25	76	305
PSA AUTOMOBILES	-	-	2	-
QUATTRO	-	-	-	1
RANGE ROVER	-	-	3	15
RC FISHER A/S	-	-	-	1
RENAULT	169	587	2,203	4,466
RIMOR	-	-	-	2
RIMOR, XGO, BLUCAMP, KENTUCKY CAMP, AHORN	-	-	-	1
ROLLER TEAM	2	-	4	2
ROLLS ROYCE	-	-	-	5
SAAB	-	-	-	7
SEA / MOBILVETT	-	1	-	3
SEAT	208	56	1,615	479
SKODA	209	162	2,550	1,079
SMART	4	216	43	1,711
SSANGYONG	-	-	-	6
SUBARU	3	8	25	52
SUZUKI	388	156	4,056	1,299
TESLA	96	2	413	21
TOYOTA	739	700	10,717	5,922
TRIGANO	-	-	1	6
TRIUMPH	-	-	-	1

**Table 4 (cont)**

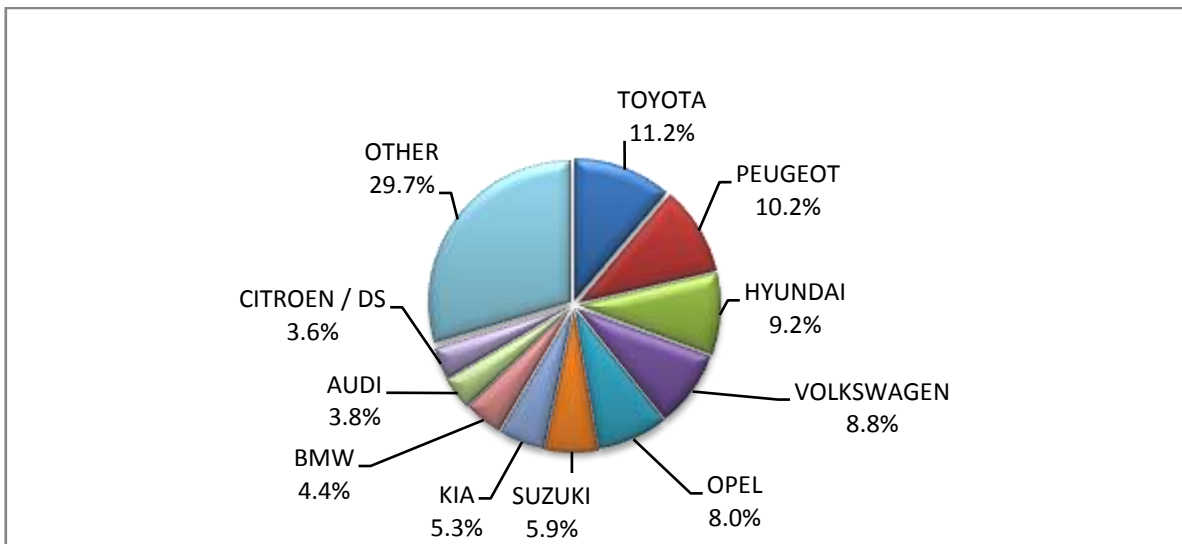
**Sales of new and used passenger cars by make: September 2021 and January - September 2021**

Make	Passenger cars			
	September		January - September	
	new	used	new	used
VOLKSWAGEN	582	294	6,159	2,346
VOLKSWAGEN <sup>1</sup>	-	-	1	-
VOLVO	66	15	1,284	158
WARTBURG	-	-	-	2
ZHIDOU, ZD	-	-	1	-
<b>TOTAL</b>	<b>6,596</b>	<b>5,971</b>	<b>81,377</b>	<b>49,145</b>

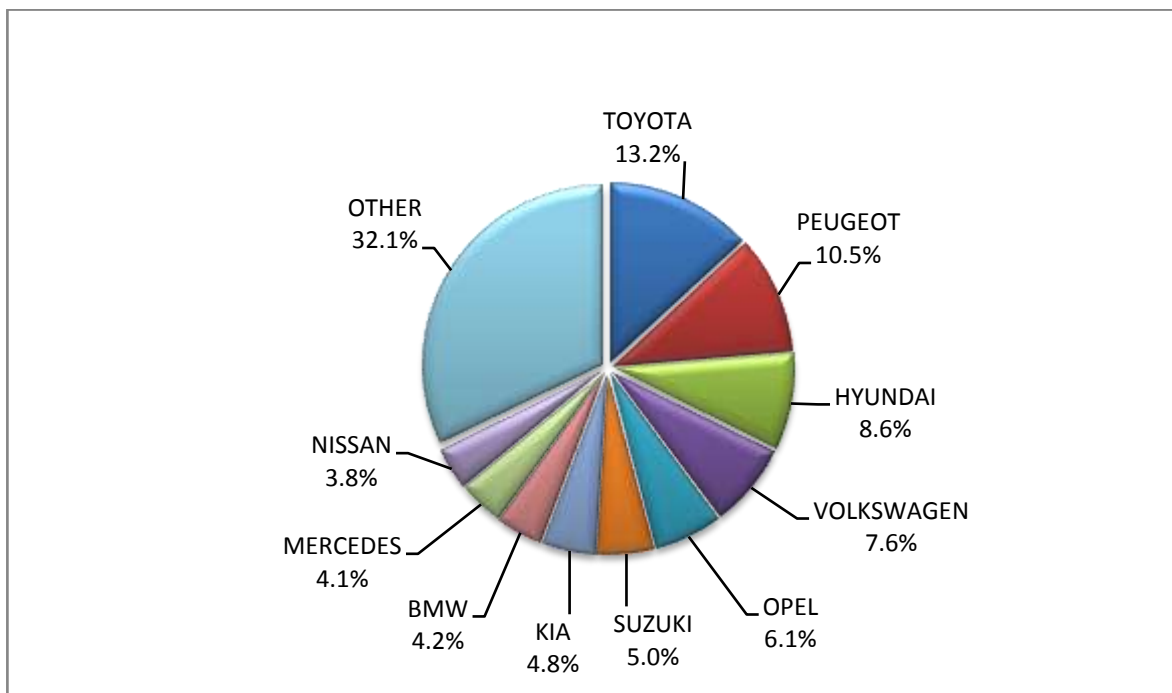
1 : With 2nd/3rd stage manufacturer in Greece.

2 : With 2nd/3rd stage manufacturer abroad.

**Graph 8. Sales of new passenger cars by make (September 2021)**



**Graph 9. Sales of new passenger cars by make (January - September 2021)**





**Table 5**  
**Sales of new and used lorries by make: September 2021 and January - September 2021**

Make	Lorries			
	September		January - September	
	new	used	new	used
ALFA ROMEO	-	-	-	1
BMW	-	-	-	1
CADILLAC	-	-	-	1
CHEVROLET	-	1	-	2
CHRYSLER	-	-	-	4
CIFA	-	-	2	-
CITROEN	100	60	770	505
CITROEN <sup>1</sup>	-	-	1	-
DACIA	3	8	238	78
DAF	-	41	4	421
DAF <sup>1</sup>	12	-	43	1
DAIHATSU	-	-	-	1
DODGE	-	-	-	7
FCA US LLC	-	-	1	5
FIAT	95	170	1,004	1,647
FIAT DUCATO MAGIRUS <sup>1</sup>	-	-	1	-
FIAT-IVECO	-	1	-	34
FORD	167	218	1,324	2,004
FORD <sup>1</sup>	4	-	48	1
GINAF	-	-	-	1
GMS	-	-	-	1
GREAT WALL MOTOR	-	-	-	1
HYUNDAI	-	1	-	28
ISUZU	29	19	114	142
IVECO	-	25	20	260
IVECO <sup>1</sup>	4	-	73	1
IVECO <sup>2</sup>	1	-	2	1
IVECO MAGIRUS	-	-	-	21
IVECO MAGIRUS <sup>1</sup>	-	-	3	-
IZUZU	1	-	23	7
JEEP	5	-	25	4
KASSBOHRER	-	-	-	1
KIA	-	-	-	5
LAND ROVER	-	-	-	11
LEYLAND	-	1	-	1
MAGIRUS	-	-	-	1
MAHINDRA	-	-	-	1
MAN	-	57	3	766
MAN <sup>1</sup>	2	-	38	1
MAXUS , LDV	-	5	2	5
MAZDA	-	5	-	61
MERCEDES	56	336	421	3,857
MERCEDES <sup>1</sup>	10	1	84	7
MERCEDES <sup>2</sup>	-	-	-	4

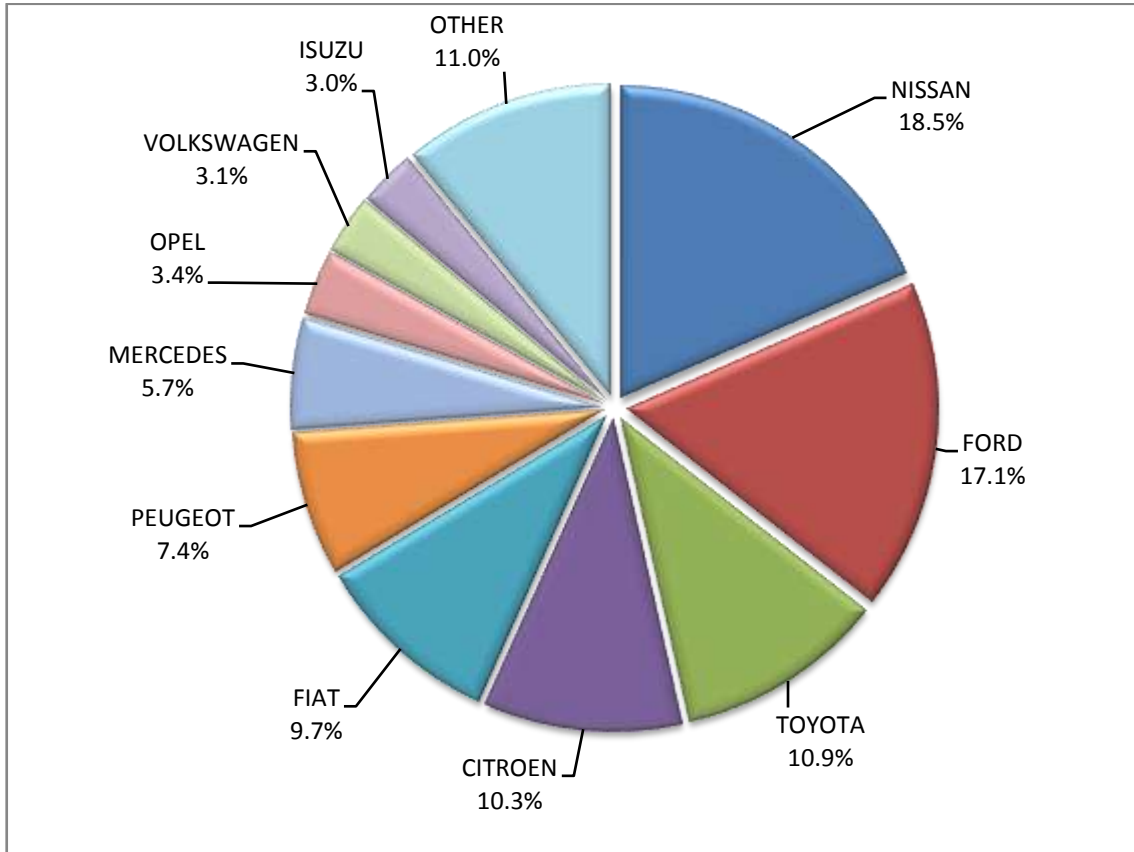
**Table 5**  
**Sales of new and used lorries by make: September 2021 and January - September 2021**

Make	Lorries			
	September		January - September	
	new	used	new	used
MITSUBISHI	19	24	194	337
MITSUBISHI <sup>1</sup>	1	1	42	2
MOSCHOU CRANE	-	-	-	1
NISSAN	180	65	754	585
OAF	-	-	-	2
OPEL	33	71	334	610
PEUGEOT	72	62	967	510
PFAU	-	-	-	2
PIAGGIO	2	3	20	20
PIAGGIO <sup>1</sup>	-	-	8	-
PIAGGIO <sup>2</sup>	-	-	1	-
RELIANT	-	-	-	1
RENAULT	3	128	43	1,037
SAXAS	-	-	-	1
SCANIA	-	56	9	626
SCANIA <sup>1</sup>	-	-	3	-
SEAT	-	-	-	4
SKODA	-	2	-	23
SSANGYONG	-	1	-	3
STEVENS	-	-	-	1
STEYER	-	-	-	2
SUZUKI	28	-	180	4
TOYOTA	106	39	1,053	398
VOLKSWAGEN	30	70	253	689
VOLKSWAGEN <sup>1</sup>	-	-	2	-
VOLVO	3	100	30	1,073
VOLVO <sup>1</sup>	9	-	31	-
<b>TOTAL</b>	<b>975</b>	<b>1,571</b>	<b>8,168</b>	<b>15,832</b>

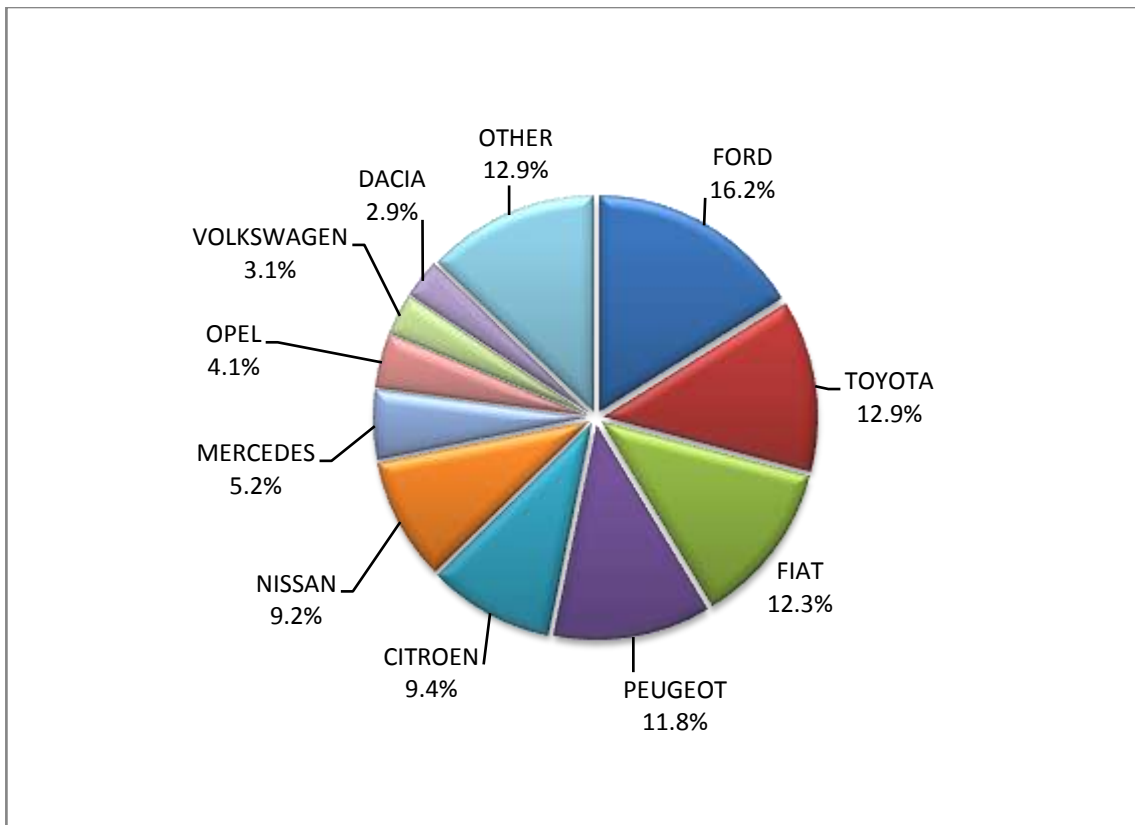
**1 : With 2nd/3rd stage manufacturer in Greece.**

**2 : With 2nd/3rd stage manufacturer abroad.**

**Graph 10. Sales of new lorries by make (September 2021)**



**Graph 11. Sales of new lorries by make (January – September 2021)**



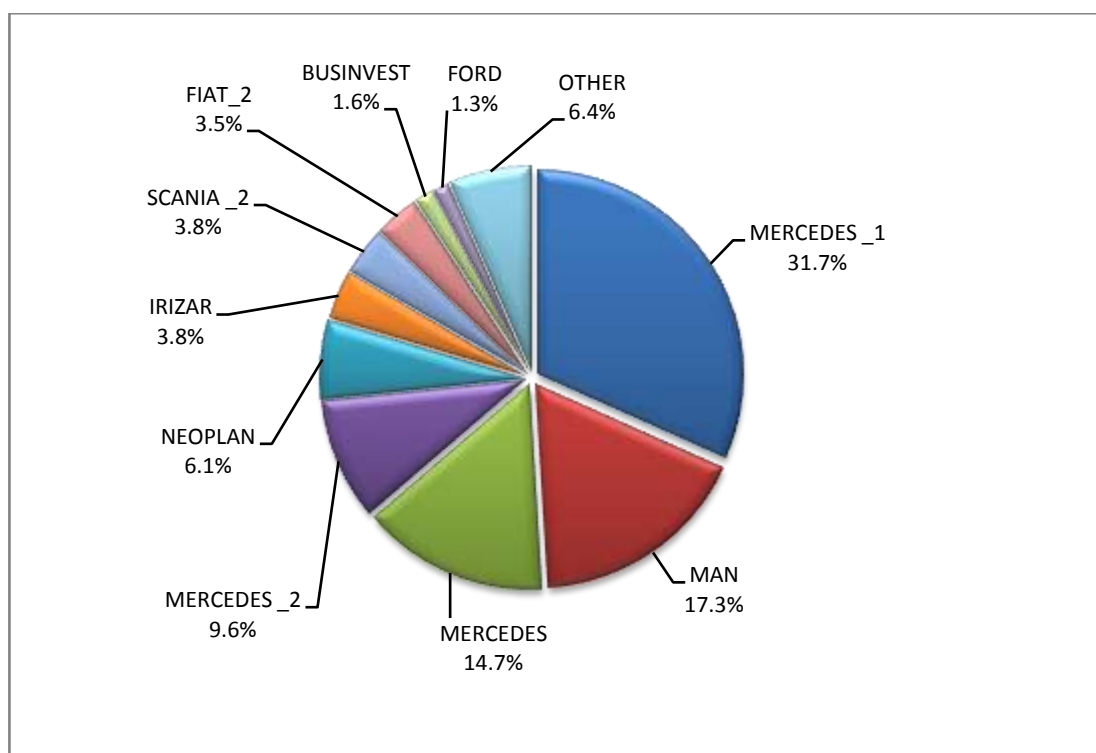
**Table 6**  
**Sales of new and used buses by make: September 2021 and January - September 2021**

Make	Buses			
	September		January - September	
	new	used	new	used
BOVA	-	4	-	37
BUSINVEST	-	-	5	-
EVOBUS	-	1	-	5
FIAT <sup>2</sup>	-	-	11	-
FORD	1	12	4	26
HEULIEZ BUS	-	-	-	1
IRISBUS	-	-	-	5
IRIZAR	2	-	12	-
ISUZU	-	-	1	-
ISUZU, AOS, GLOBUS	-	-	3	-
IVECO	-	-	3	6
IVECOBUS, KAROSA, IRISBUS, IVECO, HEULIEZ BUS, IKARUS	-	-	1	-
JONCKHEERE	-	-	-	1
MAN	-	4	54	45
MAN <sup>2</sup>	-	-	-	1
MAN/NEOPLAN	-	-	1	1
MERCEDES	8	103	46	436
MERCEDES <sup>1</sup>	17	-	99	3
MERCEDES <sup>2</sup>	3	-	30	6
MERCUS	-	-	-	3
NEOPLAN	3	2	19	11
OTOKAR	-	1	-	1
RENAULT	-	-	-	2
SCANIA	-	1	-	5
SCANIA <sup>2</sup>	2	-	12	-
SETRA	1	7	3	55
SOLARIS	-	-	-	31
TEMSA	-	2	3	15
TURKKAR	-	-	-	2
VOLVO	-	-	-	1
VAN HOOL	-	-	-	5
VDL	1	-	1	-
VOLKSWAGEN	-	-	-	2
VOLKSWAGEN <sup>2</sup>	-	-	2	-
VOLVO	-	2	-	22
VOLVO IRIZAR	-	-	2	-
XIAMEN KING LONG	-	1	-	2
<b>TOTAL</b>	<b>38</b>	<b>140</b>	<b>312</b>	<b>730</b>

1 : With 2nd/3rd stage manufacturer in Greece.

2 : With 2nd/3rd stage manufacturer abroad.

**Graph 12. Sales of new buses by make (January – September 2021)**



**Table 7**

**Sales of new and used motorcycles by make or manufacturer: September 2021 and January - September 2021**

Make	Motorcycles			
	September		January - September	
	new	used	new	used
ADIVA	-	-	-	1
AEON MOTOR	-	-	1	-
AGRATI GARELLI	-	-	-	1
AGUSTA MV	-	-	-	1
APRILIA	2	8	32	70
APRILIA, DERBI, GILERA di Piaggio & C. S.p.A.	-	-	2	-
ARCTIC CAT, MASSEY FERGUSON	-	-	-	3
ASKOLL	-	-	-	1
BAJAJ	5	-	28	1
BASHAN	1	-	2	1
BASHAN, AMGroup, AMGroup Bike, DON, IRBIS, WORKER BEAR, Nomik ATV 2	1	-	9	-
BENELLI	33	1	283	6
BENZHOU	-	-	-	2
BETA	16	1	70	11
BMW	48	17	682	167
BODO, BAODAO, XINLEI	-	-	1	-
BOMBARDIER RECREATIONAL PRODUCTS ING (BRP)	-	1	6	6
BOOM	-	1	-	1
BRIXTON	10	-	80	-
BUELL	-	-	-	1
CACE	-	-	1	-
CENNTRO, PLANTE, Magnum-courb, GAT, GFI, TREELETRIK, Ismart, Tropos motors	-	-	1	-
CFMOTO	62	1	610	8

Table 7 (cont)

Sales of new and used motorcycles by make or manufacturer: September 2021 and January - September 2021

Make	Motorcycles			
	September		January - September	
	new	used	new	used
CFMOTO, GOES	-	-	151	-
CHANGZHOU KWANG	-	1	-	1
CHONGQING	-	-	-	1
CITROEN	-	1	-	1
DAELIM	-	-	7	3
DAYANG, DAYTONA	-	-	-	1
DAYANG, DAYTONA MOTORS, NIPPONIA, DOCKER, WAYEL, SUMCO, VEEROAD, CETUR, RUTEC	3	-	37	-
DAYANG, DAYTONA MOTORS, NIPPONIA, KUBA	-	-	111	1
DAYANG, DAYTONA MOTORS, NIPPONIA, KUBA, VEEROAD, SUMCO, CETUR, RUTEC	126	-	687	-
DAYANG, DAYTONA MOTORS, NIPPONIA, SALCANO	5	-	546	3
DAYANG, DAYTONA MOTORS, NIPPONIA, VEEROAD	443	2	1,944	9
DAYANG, DAYTONA MOTORS, NIPPONIA, VEEROAD, DOCKER	23	-	303	1
DAYANG, ECOCREMO, ECOOTER, ECOOTOR,AGM, ORCAL, SUMCO	4	-	21	-
DAYANG, NIPPONIA, DAYTONA MOTORS, VEEROAD, SUMCO, DOCKER, MH MOTORCYCLES	8	-	14	-
DERBI	-	-	-	2
DUCATI	24	8	150	52
EAGLE	-	-	1	-
ECCITY MOTOCYCLES	-	-	1	-
EFUN, PULSE, ZAP	1	-	2	-
EFUN, ZAP	6	-	27	-
EMBUGGY, VINTAGE, EVANGEL	-	-	19	-
E-TON	-	-	-	1
EUROMOTORS	-	-	1	-
EVA, EMBUGGY, VINTAGE, EVANGEL	-	-	4	3
FANTIC MOTOR	-	-	3	-
FD MOTORS, FASPIDER	-	-	15	-
FD MOTORS, FASPIDER, Daytona Motors, EVO Motors, Veeroad	15	-	40	-
FD MOTORS, FASPIDER, DAYTONA MOTORS, NIPPONIA, QUANTYA	3	-	23	-
FULU, LICI, DEKONG	-	-	1	-
G.B.M. SPA	-	-	-	1
GAIA, SATURN, LTO ORION	-	-	2	-
GAS GAS	-	-	1	1
GASGAS	-	1	6	1
GENERIC, QJIANG	-	-	-	1
GENERIC,EXPLORER,MALANCA,KSR Moto Austria, Motron Motorrad	3	-	3	-
GILERA	-	1	-	6
GILERA, PIAGGIO	-	-	-	2
GOLDEN LION, SAKURA, ARTISAN, ETALIAN, E-mio, Fauro, Kito, Varaneo, Viverra	1	-	3	-
GOVECS	-	-	-	1
HAN, SKZ,XINRI,GBF,SYMEX,TAKADO,ENEWAY	-	-	1	-
HANWAY, MASAI, JUNAK, Motorini, STMAX, ROMET, CLS, ROMET MOTORS, GEMINI, RIVERO	-	-	27	-
HAOJIAN, ZONTES, TAYO, Sharpon, IFINO, KIDEN, ZHONGYU, CUBTOM, DIYUN, NAMIN,TIM DERVI, VUKA, THUMP, RIPPER	-	-	1	-
HARLEY DAVIDSON	1	5	15	78
HESHAN GOUJI NANLIAN MOTORCYCLE INDUSTRY, ORCAL, AJS, HERALD MOTOR COMPANY, MACBOR, MOTOB	2	-	12	-
HONDA	539	73	4,699	667

Table 7 (cont)

Sales of new and used motorcycles by make or manufacturer: September 2021 and January - September 2021

Make	Motorcycles			
	September		January - September	
	new	used	new	used
HOOOON, PICKMAN	-	-	1	-
HORWIN	1	-	9	-
HRD	-	1	-	1
HSUN, HISUN, APACHI, Mx, MASAI, HYTRACK, TRAPPER, PUMAREX, GEON, ASYAMOTOR, DAYTONA MOTORS, KRAL	-	-	38	-
HUONIAO, DH.HAOTIAN,MOTORINI, PEGASUS, MASH	-	-	5	-
HUSABERG	-	-	-	7
HUSQVARNA	8	3	95	29
HYOSUNG	-	-	2	1
IANYING, TYM, XINBEN, TEYIN, RIYA,ONGYUNDA, SANBEN, ALFA, Senzo, La Souris, TCB, KENTOYA	3	-	26	-
INDIAN MOTORCYCLE	2	-	27	-
JIALING	-	-	-	1
JIAYUAN	1	-	34	-
JINCHENG	-	-	1	-
JINLANG, ZUNDAPP, XHODNA, APGmoto, COLIBRI, RAZORY, VIARELLI, SUMCO, FLEX TECH, IVA, TNT moto	-	-	1	-
JINLING	-	-	-	1
JINMA,RUNHORSE,FARAD,hopster,DuroCar,ClimaCar,CROYANCE AUTOMOTIVE, E-cars Malta, EVROM, GECO, GUTZY	-	-	3	-
KAWASAKI	23	5	136	67
KTM	28	12	341	142
KUMPAN ELECTRIC	-	-	1	-
KWANG YANG	-	1	-	10
KYMCO	177	50	2,134	446
LAMBRETTA	-	-	24	-
LEXMOTO	-	-	-	1
LIFAN, HONLEI, SKYGO, BISAN-LIFAN	3	-	14	-
Lingzhida, LINZDA, LINDN, LINYI, LONGMAO, NLIGHT	4	-	17	-
LINHAI	-	-	1	-
LINHAI, KUBA, ONLINE, LHY	-	-	11	3
LINHAI, LHY, KUBA, HYTRACK	-	-	-	2
LINHAI, SINNIS	1	-	5	-
LML	-	1	-	2
LMP SAS DI LAVE	-	-	-	1
LONCIN , KUBA, RKS, ITALIKA, SUNRACE, SKY, MALAGUTI, SUPERBIKE, ROCKET, NOVELBAT, TIGREMOTO, GREEN, TRIDIAMOND	-	-	1	-
LONCIN ,KUBA,RKS,ITALIKA,SUNRACE,SKY,MALAGUTI,SUPERBIKE,ROCKET,NOVELBAT,TIGREMOTO,GREEN,TRIDIAMOND	2	-	5	-
LONCIN, KINLON, DORTON, CCM	-	-	1	-
LONCIN, KUBA, RKS , ITALIKA, SUNRACE, SKY, MALAGUTI, SUPERBIKE, ROCKET, NOVELBAT, TIGREMOTO	1	-	21	-
LONCIN, KUBA, RKS, ITALIKA, SUNRACE, SKY, MALAGUTI, SUPERBIKE, ROCKET, NOVELBAT, TIGREMOTO	-	-	8	-
LONCIN, KUBA, RKS, ITALIKA, SUNRACE, SKY, MALAGUTI, SUPERBIKE, ROCKET, NOVELBAT, TIGREMOTO, GREEN, TRIDIAMOND	13	-	108	1
LONCIN, VOGÉ, KUBA, RKS, ITALIKA, SUNRACE, SKY, MALAGUTI, SUPERBIKE, ROCKET, NOVELBAT	-	-	15	-
LONCIN, X-GEAR	-	-	1	-

Table 7 (cont)

Sales of new and used motorcycles by make or manufacturer: September 2021 and January - September 2021

Make	Motorcycles			
	September		January - September	
	new	used	new	used
LONCIN,KUBA,RKS,ITALIKA,SUNRACE,SKY,MALAGUTI,SUPERBIKE,ROCKET,NOVELBAT,TIGREMOTO,GREEN	4	-	13	-
LONCIN,VOGE,KUBA,RKS,ITALIKA,SUNRACE,SKY,MALAGUTI,SUPERBIKE,ROCKET,NOVELBAT,TIGREMOTO,GREEN	6	-	6	-
LONCIN,VOGE,KUBA,RKS,ITALIKA,SUNRACE,SKY,MALAGUTI,SUPERBIKE	2	-	30	-
LONCIN,VOGE,KUBA,RKS,ITALIKA,SUNRACE,SKY,MALAGUTI,SUPERBIKE,ROCKET,NOVELBAT,TIGREMOTO	-	-	1	-
LONGJIA, ITALJET, ORCAL, BEELINE	-	-	31	2
LONGJIA, ITALJET, ORCAL, BEELINE, ROMET MOTORS, GEMINI, LEXMOTO, JAHANRO, VGA, DAYTONA MOTORS	1	-	6	-
LONGJIA, lexmoto, Gemini, MH Motorcycles, MONDIAL, Jahanro, UM, ORCAL, VGA, NECO, ALFASCOOTERS, ROMET MOTORS	2	-	10	-
LONGJIA, ORCAL, NECO	13	-	85	-
LONGJIA, ORCAL, NECO, VGA, Gemini	1	-	10	-
LONGJIA, ORCAL, TNT MOTOR, BEELINE, VGA, ITALJET, GEMINI, lexmoto, Jahanro, italo, NECO	3	-	55	1
LVNENG	-	-	1	-
LVNENG, SKAND, VEMO,SMARTWAY,IVA, HYPE-BIKE, SENZO, MONASSO, genergia	-	-	1	-
MALAGUTI	-	1	-	14
MBK	-	-	-	5
MBK INDUSTRIE	-	-	-	1
MEGELLI	-	1	-	1
MELEX	-	-	14	-
MG MOTO	-	-	10	-
MGK HM	155	-	1,987	7
MINSK, ZONGSHEN, IRIBIS, MONDIAL, LEXMOTO, JUNAK, HONLEY, OVERBIKES	-	-	2	-
MODENAS	-	-	1	-
MONDIAL, PELPI INTERNATIONAL	-	-	20	-
MONTESA	-	-	1	-
MORGAN MOTOR CO	-	-	-	1
MOTO GUZZI	7	-	47	3
MOTO MORINI	-	1	-	1
MOTO S.P.A	1	-	6	-
MOTRON MOTORRAD, ZONGSHEN	-	-	3	-
MV AGUSTA	2	-	6	5
NIPPONIA	-	1	-	1
NIU, NUUV	2	-	56	-
NOUN ELECTRIC	-	-	1	-
OPAI	-	-	1	-
PEUGEOT	14	4	175	30
PIAGGIO	850	43	6,349	436
PIAGGIO, APRILIA	1	-	1	1
PIONEER, LEXMOTO, PULSE,BULLIT, HERALD, WOTTAN, EURO MOTORS, VERVEMOTO, SP BIKE, EXPLORER, RIDE	-	-	2	-
POLARIS	7	1	60	3
QINGQI, CLEVELAND, CYCLEWERKS ACE, CLEVELAND ACE, CLEVELAND CYCLEWERKS ACE DELUXE	-	-	1	-
QINGQI, KADIRGA	-	-	1	-
QINGQI, MASH, MUTT, SINNIS, YUKI, DAYTONA MOTORS	-	-	1	-
QJ, QJIANG, KEEWAY, LEONE	-	-	2	1



Table 7 (cont)

Sales of new and used motorcycles by make or manufacturer: September 2021 and January - September 2021

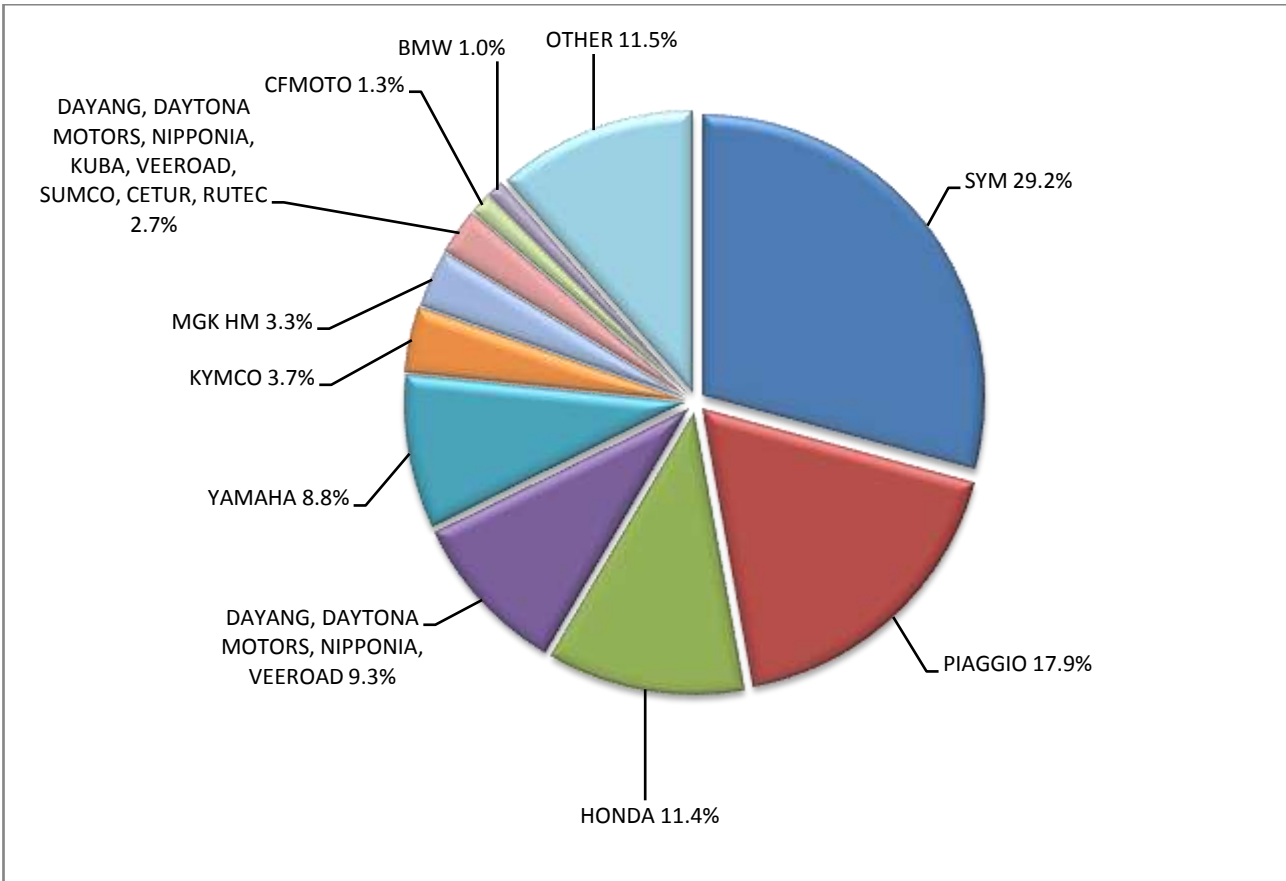
Make	Motorcycles			
	September		January - September	
	new	used	new	used
QJ, QJIANG, KEEWAY, LEONE, KUBA, RKS	-	-	7	-
QJ, QJIANG, KEEWAY, LEONE, KUBA, RKS, BENELLI, VENGO	6	-	37	-
QJ, QJIANG, KEEWAY, LEONE, KUBA, RKS, TELL, EMPIRE KEEWAY, BENELLI, VENGO	-	-	54	1
QJ, QJIANG, KEEWAY, LEONE, RKS, BENELLI, EMPIRE KEEWAY, KUBA	13	-	156	-
QJ, QJIANG, KEEWAY, LEONE, tell, KUBA, RKS, BENELLI, VENGO	1	-	11	-
QUADDY	-	1	-	1
QUADRO VEHICLES	-	-	2	-
QUADRO, QUADRO VEHICLES	-	-	1	1
REDMOTO	3	-	3	-
RENAULT	-	-	-	1
RENLI	-	-	1	-
REX	-	-	-	1
ROTOM, RACER	-	-	1	-
ROYAL ENFIELD	12	-	32	2
Royalloy,Royal Alloy,RA,SCOMADI,VALENTINO,VALENTINO MOTORI	-	-	14	-
RVM, MACBOR, COLOVE, ORCAL, DAYTONA MOTORS	-	-	8	-
SAKURA, GOLDEN LION, ARTISAN, Fauro, ETALIAN, Viverra, Varaneo, Kito, E-mio	6	-	28	-
SAKURA, GOLDEN LION, ARTISAN, Fauro, ETALIAN, Viverra, Varaneo, Kito, E-mio, velca, E.F.O	2	-	19	-
SAKURA, GOLDENLION, E.F.O., Fauro, Viverra, Nitrox, STRELLA City, Artisan	2	-	25	-
SAN YANG	-	4	-	14
SCUTUM, ETRIX, SILENCE	1	-	11	-
SEGWAY	-	-	57	-
SENKE, SENKO, SENKI, SENKY, HALI, JIETOUBAWANG, NANLIAN, XINHALI,PGO, SENKE. HALI	-	-	1	-
SHANYANG, ATLAS PANTHER, YAMAZUKI MOTO, MOTORKING, Hirlee, XB	4	-	39	-
SHARE'NGO, ZHIDOU	-	-	1	1
SHENGWO NEW ENERGY, YUKI	1	-	41	-
SHERCO	4	-	13	13
SHINERAY	-	-	1	-
SHINERAY, MONDIAL, DAYTONA MOTORS, WK, ROMET MOTORS, MASH, M1NSK, WK BIKES	-	1	-	1
SILENCE, SCUTUM, ETRIX	19	-	82	-
SKYTEAM	-	-	-	1
SKYTEAM, SACIN, CSR, METALCO, SOKUDO, BAZUKA, MINICO, MOTOSBASI, MOTOS BORDOY, SUMKO, ROXON, MONKEY BIKES	3	-	31	-
STANDARD MOTOR	-	1	-	1
SUZUKI	36	15	268	172
SWM	-	-	3	-
SYM	1,387	20	7,641	162
TAOTAO, VOM, LUUKO, TOROS, ZIPP	-	-	-	1
TARO, JUNAK, BARTON MOTORS ,ORCAL, Lexmoto	6	-	30	-
TARO, JUNAK, BARTON MOTORS, ORCAL, Lexmoto, MITT, NECO, WOTTAN, MAGPOWER, ADAMOTO, MAXON, MAX-ON	6	-	11	1
TAYO, HAOJIANG, ZHONGYU, THUMP, THUMPSTAR, KIDEN, ZONTES, Junak	7	-	68	-
TAYO, HAOJIANG, ZHONGYU, THUMP, THUMPSTAR, KIDEN, ZONTES, Junak, SENKE, TANNY, TYAN, ROMET	25	-	243	1
TAYO, HAOJIANG, ZHONGYU, THUMP, THUMPSTAR, KIDEN, ZONTES, Junak, SENKE, TANNY, TYAN, ROMET, ROMET MOTORS	11	-	108	-

Table 7 (cont)

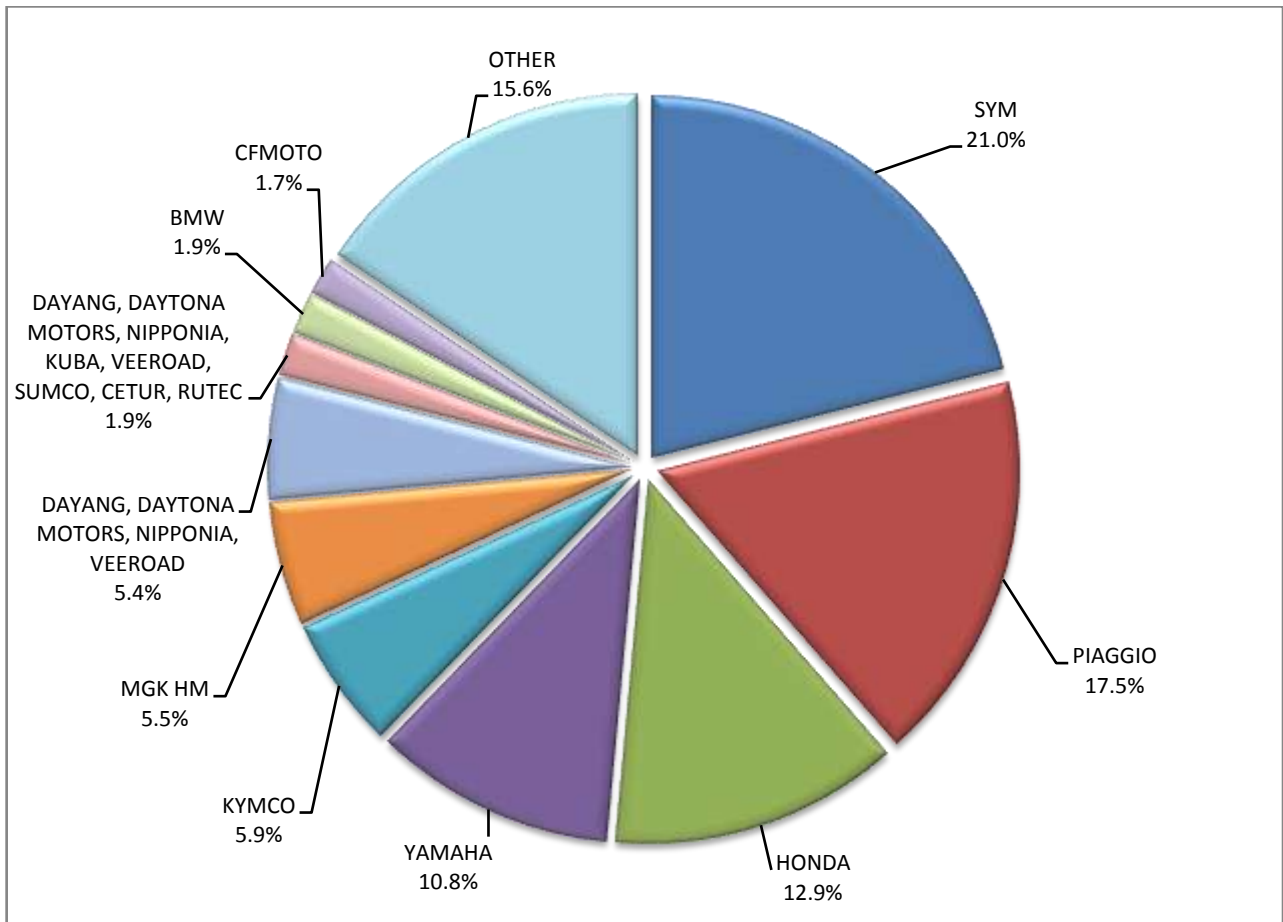
Sales of new and used motorcycles by make or manufacturer: September 2021 and January - September 2021

Make	Motorcycles			
	September		January - September	
	new	used	new	used
TAYO, HAOJIANG, ZHONGYU, THUMP, THUMPSTAR, KIDEN, ZONTES, Junak, SENKE, TANNY, TYAN, ROMET, ROMET MOTORS, ROUTER	2	-	21	-
TGB	-	-	-	2
TIANYING, RIYA, HONGYUNDA, TYM, HONLING	-	-	21	-
TIANYING, RIYA, HONGYUNDA, TYM, HONLING, TAMCO, ALISON, DMK MOTORS, WLIE, LEEWAY, WLXQ, AP Gmoto, ALFA	-	-	11	-
TM RACING	-	-	2	-
TRIUMPH	22	-	160	19
VMOTO-SOCO, E-MAX, VMOTO	-	-	3	-
VMOTO-SOCO, E-MAX, VMOTO, SUPER SOCO	1	-	32	1
VOLTA, VTA, REVOLT	4	-	4	-
WANGYE, SANBEN, UM, MONDIAL, KENOS, SUPERBYKE, IRBIS, MDC, MISTRAL, STREET ELEGANCE	-	-	-	2
WONJAN, SAMADA	-	-	2	-
XEV, X, XEV YOYO	-	-	2	-
XGJAO, YUAN, SKYJET, KAISAR	-	-	1	-
XGJAO, ZIPP, TOROS, ROMET, ROMET MOTORS, ROUTER, VEEROAD, DAYTONA MOTORS, GEMINI, MH MOTORCYCLES, MTG MOTORS	3	-	57	-
XIAMEN XIASHING	-	2	-	2
XINRI, SUNRA, APACHI, ISILDAR, ISILDAR APACHI, Wayscral, KRAL	1	-	39	-
XINYANG	-	-	2	-
YAMAHA	416	96	3,911	792
YAMAHA, MBK	1	-	46	6
YASAN MOTOR, Kito	3	-	3	-
YINGANG, BENYI, ROMET MOTORS, YUKI, ROUTER, MOTORAN, DAYTONA MOTORS, M1NSK, HAMACHI, KUBA, MONDIAL	6	-	44	-
YINXIANG	-	-	-	1
YINXIANG, KENBO	1	-	2	-
YINXIANG, KENBO, VENOM, CHEETA, ZIPP, NEMO, FEKON, ANATOLIA, CANBO	1	-	3	-
YINXIANG, MONDIAL, GEMINI, TCB	2	-	10	-
ZERO MOTORCYCLES	1	-	1	1
Zhidou, SHARE'NGO, ZD	-	-	-	2
ZHONGNENG, ASYA, DADO, ZNEN, BARON	-	-	-	1
ZHONGNENG, ZNEN, AGM, AJS, YUKI, COLIBRI	-	-	1	-
ZHONGNENG, ZNEN, AGM, AJS, YUKI, COLIBRI, EUROCKA, BTC, NOVA MOTORS, LEXMOTO, Actionbikes Motors	1	-	39	-
ZHONGNENG, ZNEN, AGM, AJS, YUKI, COLIBRI, EUROCKA, BTC, NOVA MOTORS, LEXMOTO	-	-	52	-
ZHONGNENG, ZNEN, AGM, BTC, CLS, COLIBRI, DAYTONA MOTORS, DERRACE, DOCKER	1	-	2	-
ZONGSHEN	1	-	9	2
ZONGSHEN, Lexmoto, ICONE, VORTEX, M1NSK, MACBOR, MONDIAL, ROMET MOTORS, SINNIS, SPARKSTER, OVER BIKES	-	-	1	-
ZONGSHEN, ZIP STAR, Lexmoto, ICONE, VORTEX, M1NSK, MACBOR, MONDIAL, ROMET MOTORS	1	-	6	-
ZONGSHEN, ZIP STAR, Lexmoto, ICONE, VORTEX, M1NSK, MACBOR, MONDIAL, ROMET MOTORS, SINNIS, SPARKSTER, OVER BIKES	1	-	10	-
ZONGSHEN, ZIPSTAR, ZEALSUN, KENTO	-	-	3	1
ZHONGNENG, ZNEN, AGM, BTC, CLS, COLIBRI	-	-	1	-
<b>TOTAL</b>	<b>4,747</b>	<b>387</b>	<b>36,317</b>	<b>3,553</b>

**Graph 13. Sales of new motorcycles (September 2021)**



**Graph 14. Sales of new motorcycles (January – September 2021)**



## EXPLANATORY NOTES

<b>Survey on the issuing of new road motor vehicle circulation licenses</b>	The survey on the issuing of new motor vehicle circulation licenses is a census survey. The released data give information, at country level, on the brand and type of the motor vehicle, as well as whether it is new or used. The survey does not include vehicles that move on rails, trolley busses, agricultural tractors and machinery. In addition, the following are excluded: all motor vehicles of the Armed Forces, Police, Fire Brigade, State Services, Diplomatic Corps, Foreign Missions, and Invalids of Wars, as well as motorcycles with a cylinder capacity less than 50 cc.
<b>Legal basis</b>	September
<b>Reference Period</b>	2021
<b>Coverage</b>	The production of monthly data is based on the registers held by the Ministry of Infrastructure, Transport and Networks, which records all the monthly changes observed in the vehicle registration licenses at country level.
<b>Definitions</b>	<p><b>Road motor vehicle</b> is any vehicle that, irrespective of the number of wheels, is moved by an engine and is designed to transport persons or cargo or both of them, either they are on the same single vehicle or on a trailer carried by the main motor vehicle.</p> <p><b>New</b> road motor vehicle is any motor vehicle that is registered for the first time in Greece during the reference month and has not been put into circulation in any other country.</p> <p><b>Used</b> motor vehicle is any motor vehicle that is registered for the first time in Greece and has been imported as a used one from abroad</p> <p><b>Passenger motor vehicle:</b> it is a motor vehicle designed to carry mostly people, having no more than 9 seats, including the driver's seat.</p> <p><b>Bus:</b> it is a motor vehicle, which is designed to carry mostly people, having more than 10 seats, including the driver's seat. In the corresponding tables of this Press Release, this category also includes articulated buses.</p> <p><b>Lorry:</b> it is motor vehicle designed to carry mostly cargo. In the corresponding tables of this Press Release, this category also includes tractors, tow trucks, articulated tractors, and trucks with trailers.</p> <p><b>Motorcycle:</b> any two-wheeled motor vehicle, with or without sidecar, with maximum authorized design speed over 45 km/h, or in case it is powered by a combustion engine, with a cylinder capacity of 50 cc or over. In the corresponding tables of this Press Release, this category also includes the three-wheeled motor vehicles – motor tricycles.</p> <p><b>Tricycle motor vehicle:</b> it is a motor vehicle with three symmetrical wheels with maximum authorized design speed over 45 km/h, or in case it is powered by a combustion engine, with a cylinder capacity over the 50 cc. This category also includes four-wheel vehicles, except the light four-wheel motorcycles, whose empty vehicle tare (excluding the weight of the fuel or mixture of fuel-oil or the weight of the batteries for electric cars) is up to 400 kg in the case the vehicle is designed for passenger use or up to 550 kg in case the vehicle is designed to carry cargo and whose engine is up to 15KW.</p>
<b>Methodology</b>	Exhaustive Survey. The primary data derive from the Ministry of Infrastructure, Transport and Networks and are based on the issuing of new circulation licenses as they are registered by the Regional Offices for Transport and Communications.
<b>References</b>	More information (graphs, tables) concerning the survey on the issuing of new motor vehicle circulation licenses are available on the webpage of ELSTAT, <a href="http://www.statistics.gr">www.statistics.gr</a> , under the link <a href="http://www.statistics.gr/en/statistics/-/publication/SME24/">http://www.statistics.gr/en/statistics/-/publication/SME24/</a>