



Piraeus, 16 March 2023

**TRAFFIC OF PASSENGERS, GOODS AND MOBILE UNITS IN GREEK PORTS:
3rd QUARTER 2022 (Provisional data)**

The Hellenic Statistical Authority (ELSTAT) announces data on traffic of passengers, goods and mobile units in the Greek ports for the 3rd Quarter 2022. Particularly:

- The total passenger in Greek ports in the 3rd quarter 2022 increased by 19.2% compared with the 3rd quarter 2021, while at the corresponding comparison of the 3rd quarter of 2021 with the 3rd quarter of 2020 an increase of 34.3% was recorded (Table 1).
- The total movements of goods in Greek ports in the 3rd quarter 2022 decreased by 3.1% compared with the 3rd quarter 2021, while at the corresponding comparison of the 3rd quarter of 2021 with the 3rd quarter of 2020 an increase by 0.2% was recorded (Table 2).
- The total traffic of mobile units in Greek ports in the 3rd quarter 2022 increased by 3.3% compared with the 3rd quarter 2021, while at the corresponding comparison of the 3rd quarter of 2021 with the 3rd quarter of 2020 an increase of 78.8% was recorded (Table 3).

Graph 1. Traffic of Passengers and Goods, 1st Quarter 2020 – 3rd Quarter 2022

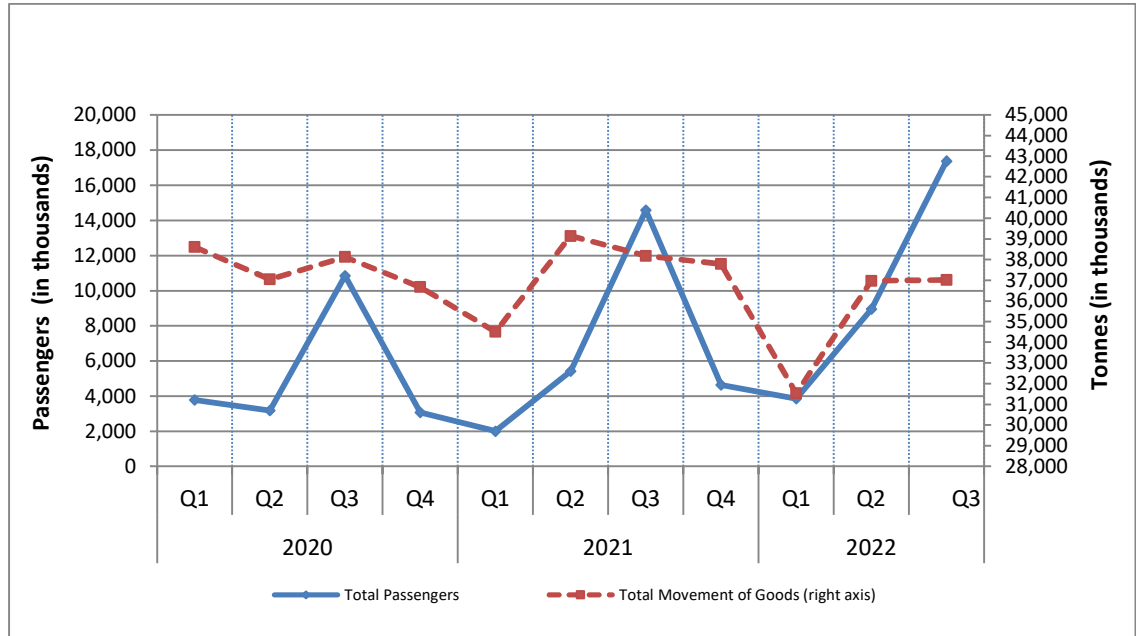


Table 1. Domestic and international passenger traffic in Greek ports: 3rd Quarter 2020 - 2022

3 rd Quarter					
	2020	2021	Change % 2021/2020	2022	Change % 2022/2021
Total:	10,847,856	14,574,062	34.3	17,366,175	19.2
Domestic passengers (Disembarked / embarked)	10,517,820	13,937,997	32.5	16,385,134	17.6
International passengers	330,036	636,065	92.7	981,041	54.2
Disembarked	180,596	317,558	75.8	485,348	52.8
Embarked	149,440	318,507	113.1	495,693	55.6

Graph 2. Domestic and international passenger traffic in Greek ports: 3rd Quarter 2020 – 2022

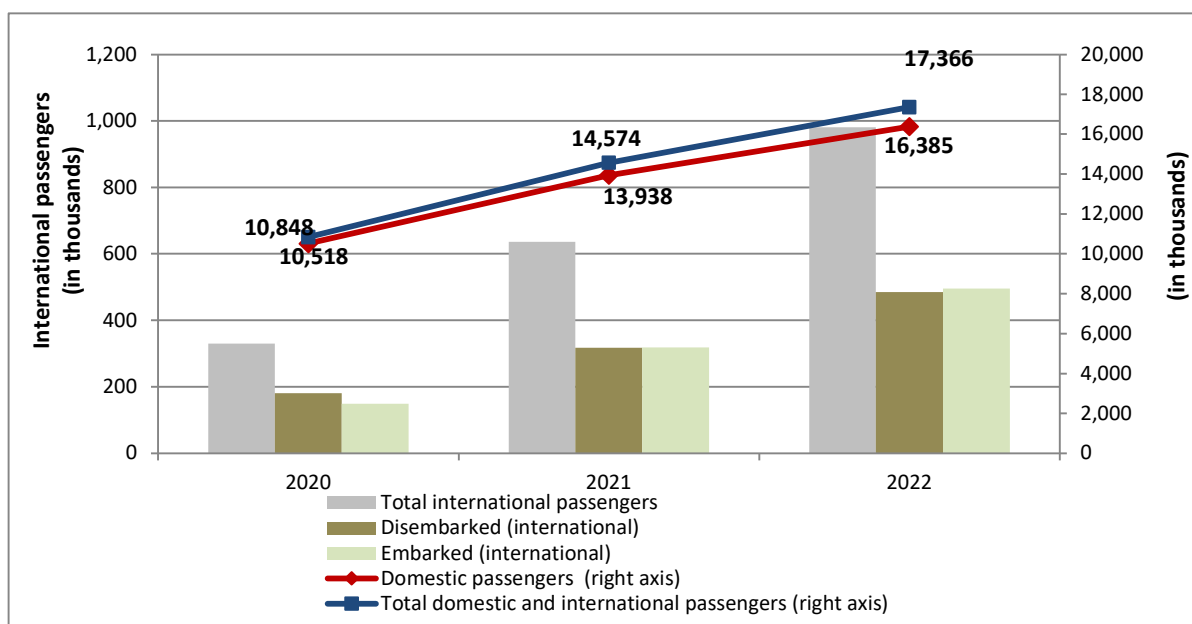


Table 2. Domestic and international movements of goods in Greek ports: 3rd Quarter 2020 - 2022

3 rd Quarter					
(in tonnes)	2020	2021	Change % 2021/2020	2022	Change % 2022/2021
Total:	38,124,270	38,187,051	0.2	37,011,991	-3.1
Domestic goods (Unloaded / loaded)	7,649,040	8,127,204	6.3	8,268,152	1.7
International goods	30,475,230	30,059,847	-1.4	28,743,839	-4.4
Unloaded	17,109,260	16,774,859	-2.0	16,770,517	0.0
Loaded	13,365,970	13,284,988	-0.6	11,973,322	-9.9

Graph 3. Domestic and international movements of goods in Greek ports: 3rd Quarter 2020 – 2022

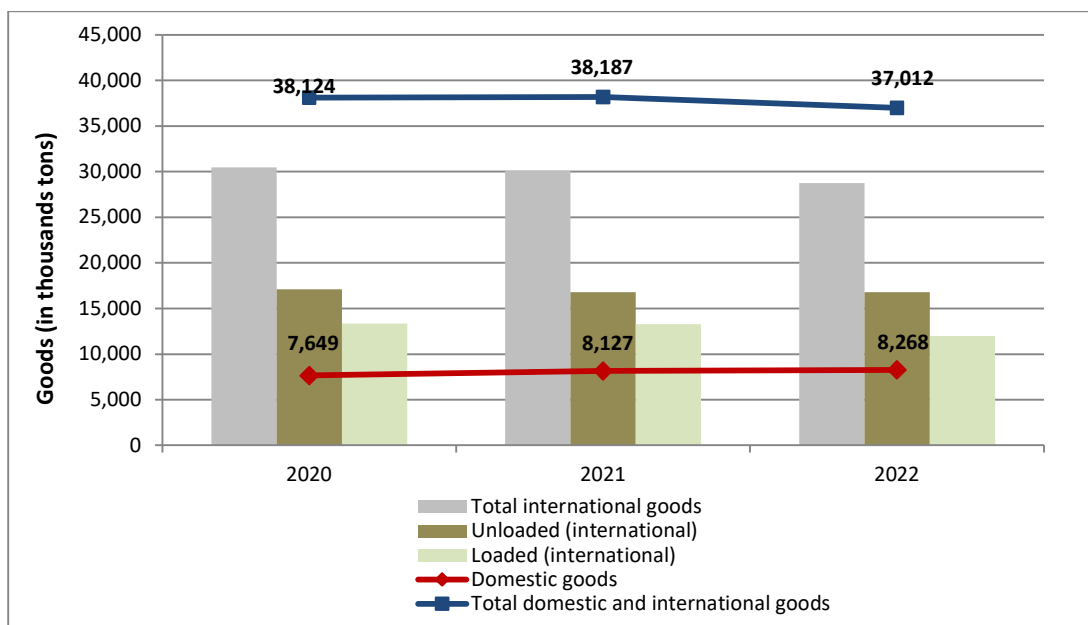
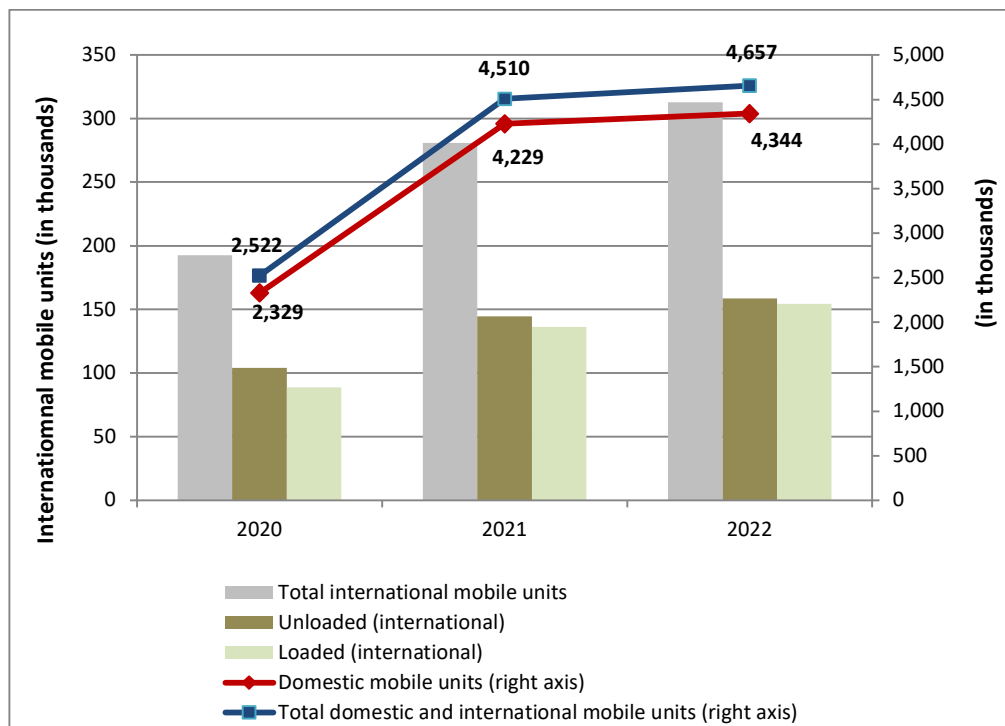


Table 3. Domestic and international traffic of mobile units in Greek ports: 3rd Quarter 2020 - 2022

3 rd Quarter					
	2020	2021	Change % 2021/2020	2022	Change % 2022/2021
Total:	2,521,771	4,509,514	78.8	4,657,154	3.3
Domestic mobile units (Unloaded / loaded)	2,329,167	4,228,587	81.5	4,344,288	2.7
International mobile units	192,604	280,927	45.9	312,866	11.4
Unloaded	103,890	144,744	39.3	158,579	9.6
Loaded	88,714	136,183	53.5	154,287	13.3

Graph 4. Domestic and international traffic of mobile units in Greek ports: 3rd Quarter 2020 – 2022



METHODOLOGICAL NOTES

Survey on the traffic of passengers' goods and mobile units in Greek ports	<p>The survey on traffic of passengers, goods and mobile units in Greek ports is conducted on a monthly basis since 1960 and it has been producing quarterly and annual results. This survey is conducted in compliance with EU regulation 2009/42 which provides for the harmonization of statistical returns in respect of carriage of passengers' goods by sea in the EU Member States.</p> <p>The purpose of the survey is to collect statistical data on maritime transport and to disseminate these data to all relevant users.</p>
Legal framework	<p>This survey is fully harmonized with EU legislation and more specifically with Council Directive (EC) 2009/42 of the European Parliament.</p>
Reference period	<p>The data of the survey refer to the 3rd quarter 2022.</p>
Coverage	<p>The survey covers all merchant vessels of net tonnage 10 GRT and over which carry passengers' goods and mobile units by sea to and from domestic and international ports for commercial purposes. Consequently fish-catching vessels, research and survey vessels, dredgers, naval vessels or vessels used solely for non-commercial purposes are not included in the survey.</p>
Definitions	<p>Domestic Passengers: Refers to movement of passengers between Greek ports. International passengers: Refers to movement of passengers in Greek ports with embarking or disembarking at foreign ports.</p>
Methodology	<p>The survey is an exhaustive survey which is conducted for all vessels meeting the necessary criteria. The survey is carried out by means of specialized questionnaires which must be filed in by the competent bodies:</p> <ul style="list-style-type: none">a) The domestic Port Authorities which have the responsibility to fill in the questionnaires for the goods transport in cooperation with the maritime transport agent.b) The shipping companies and the financial officers of the ships who have the responsibility to fill in the questionnaires for the passenger traffic.c) Piraeus Port Authority (OLP) and Thessaloniki Port Authority (OLTH) which record the large majority of goods transport data and send these statistical returns to ELSTAT electronically by means of a specially designed software application. <p>ELSTAT after having received all the above-mentioned data proceeds to data checks, codification, processing and tabulation of the data.</p> <p>It should be stressed that the survey is conducted in compliance with international classifications and definitions applied for the variables of the relevant survey, which are laid down in Eurostat's manual «Reference Manual on Maritime Transport Statistics Version 4.2 January 2021».</p>
References	<p>More information (tables charts) concerning the survey on maritime transport of passenger, goods and mobile units in the Greek ports by merchant vessels can be found on the web page of ELSTAT (www.statistics.gr) under the link https://www.statistics.gr/el/statistics/-/publication/SMA06</p>