



PRESS RELEASE

ISSUING OF MOTOR VEHICLE LICENSES: JUNE 2021

The Hellenic Statistical Authority announces that in June 2021, 22,690 road motor cars (both new and used from abroad) were put into circulation for the first time, recording a 40.3% increase compared with the corresponding month of 2020 when the number of road motor cars was 16,170. In June 2020, a 24.7% decrease had been observed in comparison with the corresponding month of 2019 (Table 1, Graphs 1,2,3,5). A total number of 14,803 new cars were put into circulation in June 2021 compared with 8,678 in June 2020, recording a 70.6% increase.

The new motorcycles over 50cc (both new and used from abroad) that were put into circulation for the first time in June 2021 amounted to 6,211, against 5,306 in 2020, thus recording a 17.1% increase. In June 2020, a 3.0% decrease had been observed in comparison with the corresponding month of 2019 (Table 1, Graph 4). Out of the above motorcycles 5,701 were new, while the corresponding figure in June 2020 was 4,889, recording a 16.6% increase.

During the period January - June 2021, 105,643 road motor cars (both new and used from abroad) were put into circulation for the first time, representing an increase of 33.2% compared to the corresponding period of 2020 when the number of road motor cars was 79,338. During the period January - June 2020 a decrease of 33.1% had been observed in comparison with the corresponding period of 2019 (Table 3, Graphs 6,7). Out of the above number of road motor cars that were put into circulation, from January to June 2021, 63,507 were new, while the corresponding number during the respective period of 2020 was 39,455, recording an increase of 61.0%.

During the period January - June 2021 the circulation of new motorcycles over 50cc (both new and used from abroad) amounted to 24,777 against 17,055 in 2020, thus representing a 45.3% increase. A decrease of 18.4% had been observed during the period January - June 2020 in comparison with the corresponding period of 2019 (Table 3, Graphs 6,7). A total number of 22,566 new motorcycles were put into circulation, from January to June 2021, compared with 15,552 during the corresponding period of 2020, recording a 45.1% increase.

Information on methodological issues:

Sectoral Statistics Division

Transport Statistics Section

Pota Tzortzi, Konstantinos Menexes

Tel: +30 213 135 2187, +30 213 135 3055

e-mail: p.tzortzi@statistics.gr, k.menexes@statistics.gr

Information for data provision:

Tel: +30 213 135 2022

e-mail: data.dissem@statistics.gr

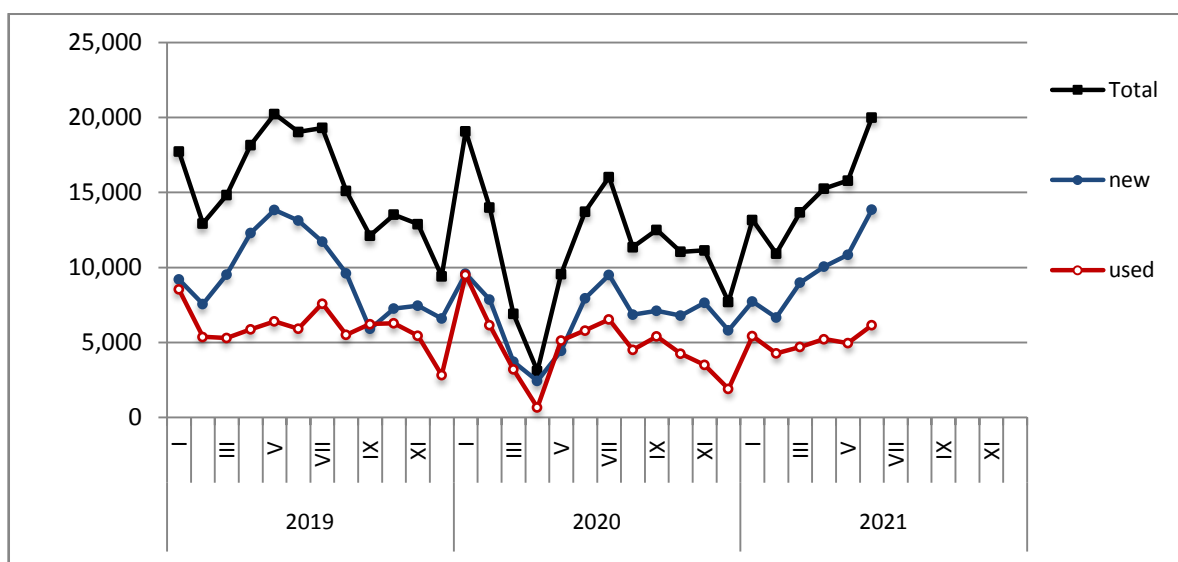
Table 1. Road motor vehicles, both new and used, put into circulation for the first time in Greece: June 2019 - 2021

Category of Road Motor Vehicles	June									Change (%)					
	2019			2020			2021			2020/2019			2021/2020		
	Total	New	Used	Total	New	Used	Total	New	Used	Total	New	Used	Total	New	Used
Greece, total															
Road Motor Vehicles,total	26,935	19,021	7,914	21,476	13,567	7,909	28,901	20,504	8,397	-20.3%	-28.7%	-0.1%	34.6%	51.1%	6.2%
1. Road motor cars	21,464	13,980	7,484	16,170	8,678	7,492	22,690	14,803	7,887	-24.7%	-37.9%	0.1%	40.3%	70.6%	5.3%
Passenger Cars	19,028	13,131	5,897	13,714	7,929	5,785	19,983	13,849	6,134	-27.9%	-39.6%	-1.9%	45.7%	74.7%	6.0%
Buses	136	46	90	74	19	55	142	61	81	-45.6%	-58.7%	-38.9%	91.9%	221.1%	47.3%
Lorries	2,300	803	1,497	2,382	730	1,652	2,565	893	1,672	3.6%	-9.1%	10.4%	7.7%	22.3%	1.2%
2. Motorcycles > 50 cc	5,471	5,041	430	5,306	4,889	417	6,211	5,701	510	-3.0%	-3.0%	-3.0%	17.1%	16.6%	22.3%
Prefecture of Attica															
Road Motor Vehicles,total	14,047	11,587	2,460	10,579	7,795	2,784	15,952	12,829	3,123	-24.7%	-32.7%	13.2%	50.8%	64.6%	12.2%
1. Road motor cars	11,887	9,499	2,388	8,218	5,529	2,689	13,287	10,268	3,019	-30.9%	-41.8%	12.6%	61.7%	85.7%	12.3%
Passenger Cars	11,025	9,018	2,007	7,389	5,105	2,284	12,288	9,747	2,541	-33.0%	-43.4%	13.8%	66.3%	90.9%	11.3%
Buses	59	31	28	19	5	14	38	11	27	-67.8%	-83.9%	-50.0%	100.0%	120.0%	92.9%
Lorries	803	450	353	810	419	391	961	510	451	0.9%	-6.9%	10.8%	18.6%	21.7%	15.3%
2. Motorcycles > 50 cc	2,160	2,088	72	2,361	2,266	95	2,665	2,561	104	9.3%	8.5%	31.9%	12.9%	13.0%	9.5%

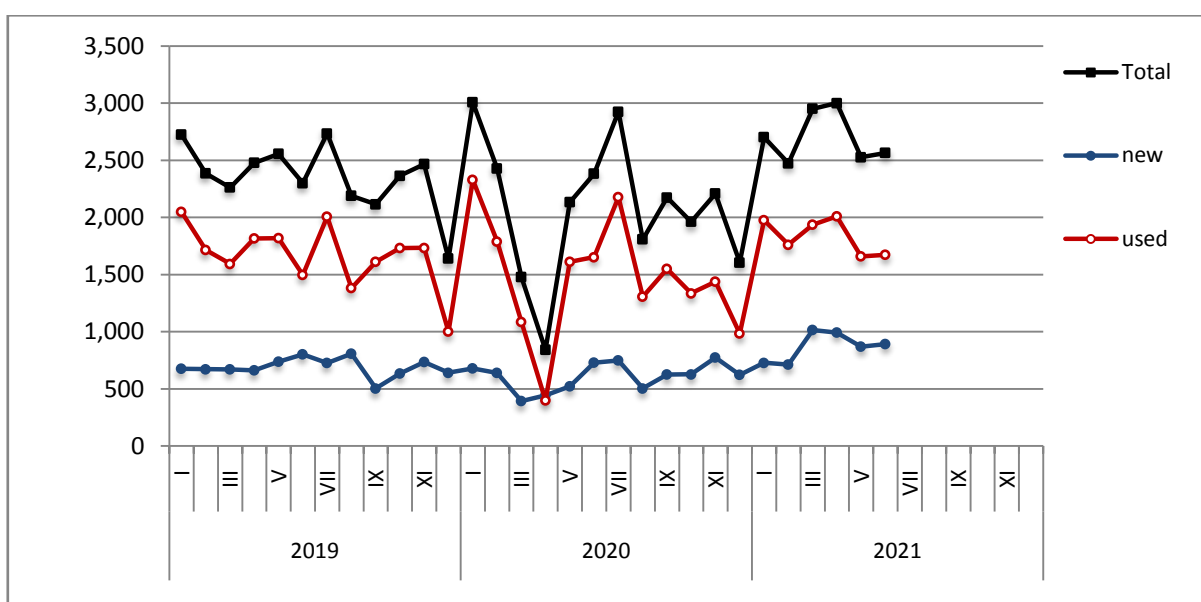
Table 2. Road motor vehicles, both new and used, put into circulation for the first time in Greece: July 2019 - June 2021

Category of Road Motor Vehicles	Average Jul. 2019 - Jun. 2020			Average Jul. 2020 - Jun. 2021			Change (%)		
							Average Jul. 2020 - Jun. 2021 / Average Jul. 2019 - Jun. 2020		
	Total	New	Used	Total	New	Used	Total	New	Used
Greece, total									
Road Motor Vehicles,total	17,805	10,566	7,239	19,599	12,811	6,788	10.1%	21.2%	-6.2%
1. Road motor cars	14,647	7,675	6,972	15,741	9,271	6,470	7.5%	20.8%	-7.2%
Passenger Cars	12,381	7,034	5,347	13,207	8,482	4,725	6.7%	20.6%	-11.6%
Buses	117	19	98	125	30	95	6.8%	57.9%	-3.1%
Lorries	2,149	622	1,527	2,409	759	1,650	12.1%	22.0%	8.1%
2. Motorcycles > 50 cc	3,158	2,891	267	3,858	3,540	318	22.2%	22.4%	19.1%

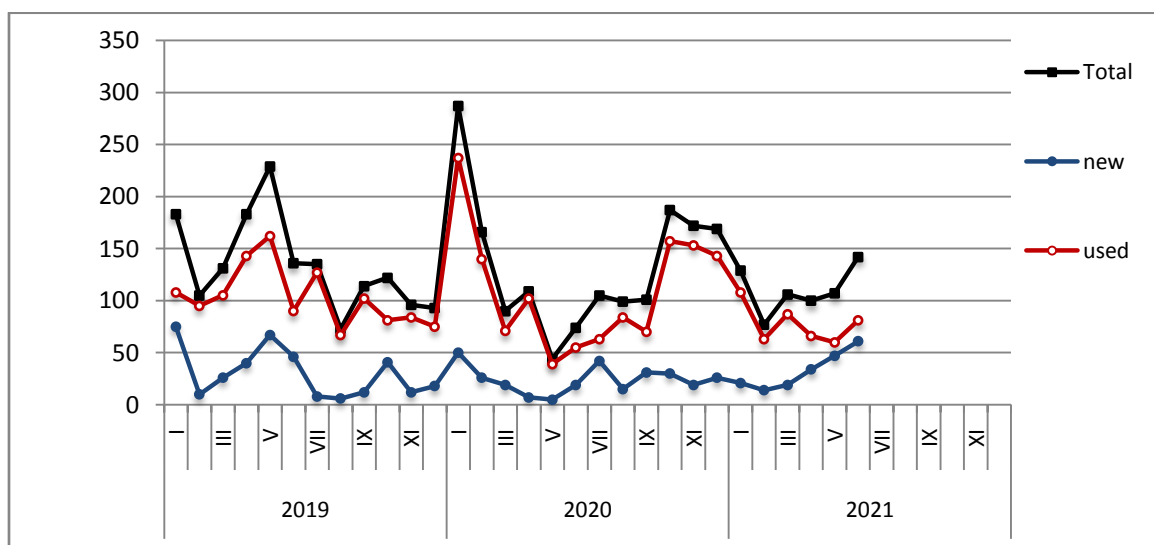
Graph 1: Passenger Cars (January 2019 – June 2021)



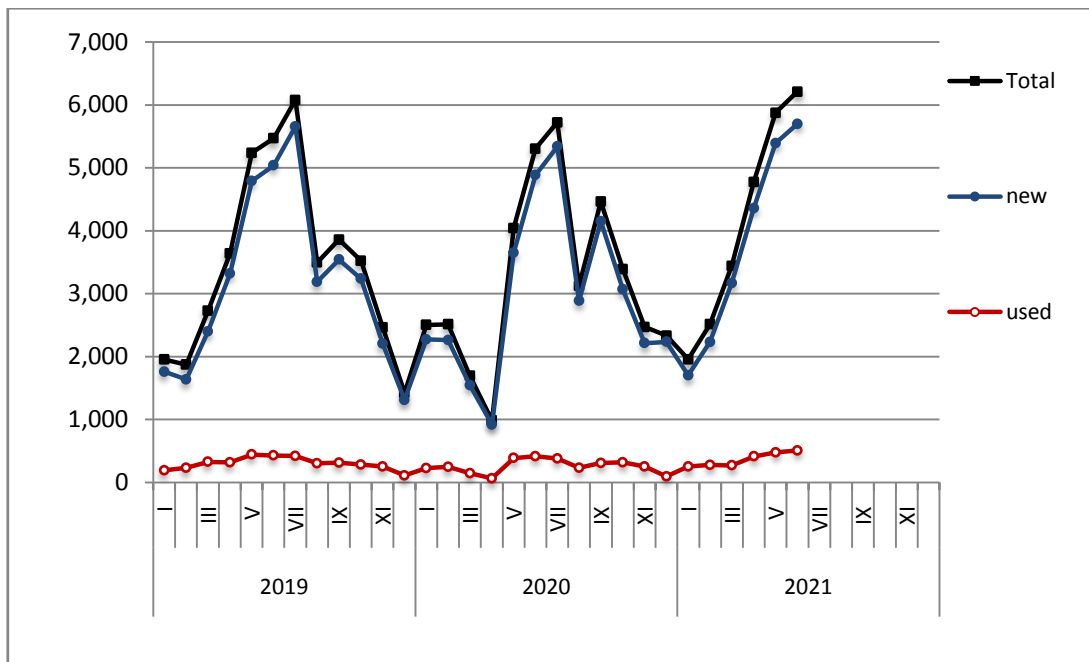
Graph 2: Lorries (January 2019 – June 2021)



Graph 3: Buses (January 2019 – June 2021)



Graph 4: Motorcycles (January 2019 – June 2021)



Graph 5: New Registrations of Motor Vehicles (June 2021)

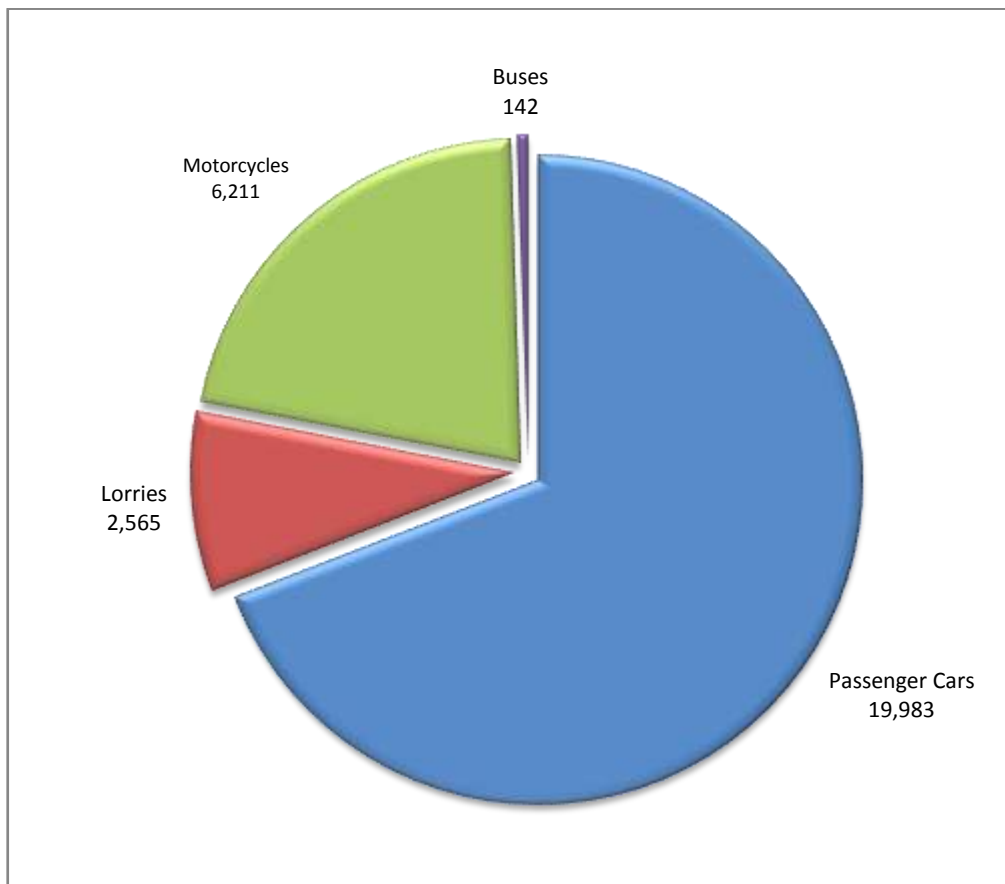
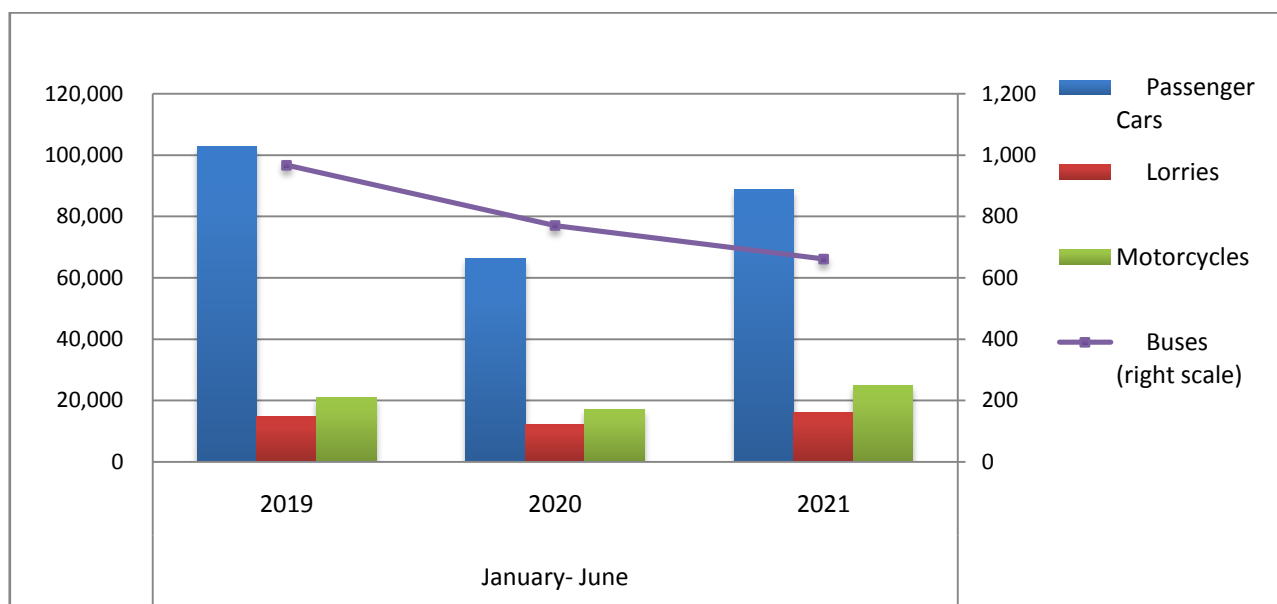


Table 3. Road motor vehicles, both new and used, put into circulation for the first time in Greece: January- June, years 2019 till 2021

Category of Road Motor Vehicles	January- June									Change (%)					
	2019			2020			2021			2020/2019			2021/2020		
	Total	New	Used	Total	New	Used	Total	New	Used	Total	New	Used	Total	New	Used
Greece, total															
Road Motor Vehicles,total	139,437	88,965	50,472	96,393	55,007	41,386	130,420	86,073	44,347	-30.9%	-38.2%	-18.0%	35.3%	56.5%	7.2%
1. Road motor cars	118,525	70,006	48,519	79,338	39,455	39,883	105,643	63,507	42,136	-33.1%	-43.6%	-17.8%	33.2%	61.0%	5.6%
Passenger Cars	102,850	65,521	37,329	66,297	35,921	30,376	88,762	58,101	30,661	-35.5%	-45.2%	-18.6%	33.9%	61.7%	0.9%
Buses	967	264	703	770	126	644	661	196	465	-20.4%	-52.3%	-8.4%	-14.2%	55.6%	-27.8%
Lorries	14,708	4,221	10,487	12,271	3,408	8,863	16,220	5,210	11,010	-16.6%	-19.3%	-15.5%	32.2%	52.9%	24.2%
2. Motorcycles > 50 cc	20,912	18,959	1,953	17,055	15,552	1,503	24,777	22,566	2,211	-18.4%	-18.0%	-23.0%	45.3%	45.1%	47.1%
Prefecture of Attica															
Road Motor Vehicles,total	71,408	55,453	15,955	47,026	33,643	13,383	70,350	53,866	16,484	-34.1%	-39.3%	-16.1%	49.6%	60.1%	23.2%
1. Road motor cars	61,929	46,387	15,542	38,486	25,488	12,998	58,618	42,649	15,969	-37.9%	-45.1%	-16.4%	52.3%	67.3%	22.9%
Passenger Cars	57,251	44,176	13,075	34,258	23,481	10,777	52,543	39,718	12,825	-40.2%	-46.8%	-17.6%	53.4%	69.1%	19.0%
Buses	331	117	214	242	58	184	151	52	99	-26.9%	-50.4%	-14.0%	-37.6%	-10.3%	-46.2%
Lorries	4,347	2,094	2,253	3,986	1,949	2,037	5,924	2,879	3,045	-8.3%	-6.9%	-9.6%	48.6%	47.7%	49.5%
2. Motorcycles > 50 cc	9,479	9,066	413	8,540	8,155	385	11,732	11,217	515	-9.9%	-10.0%	-6.8%	37.4%	37.5%	33.8%

Graph 6. New Motor Vehicles Circulation Licenses: January – June, years 2019 till 2021



Graph 7. New Registrations of Motor Vehicles: January – June 2021

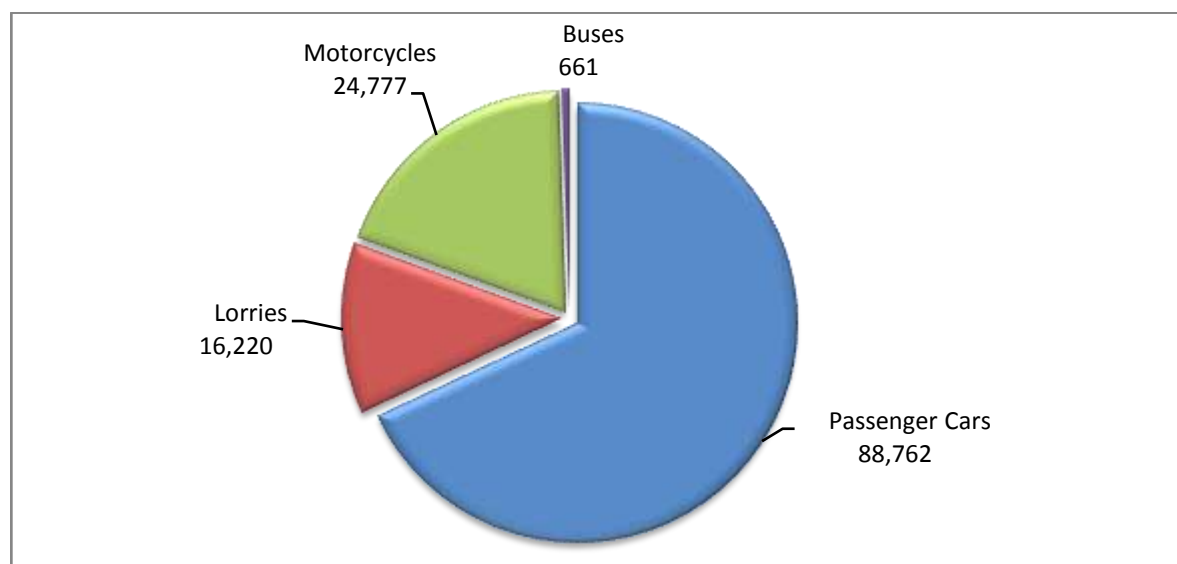


Table 4
Sales of new and used passenger cars by make: June 2021 and January- June 2021

Make	Passenger cars			
	June		January- June	
	new	used	new	used
ALFA ROMEO	12	60	42	347
ALPINA	-	-	2	-
ALPINE	-	-	-	1
ASTON MARTIN	-	-	-	3
AUDI	490	80	1,964	434
BEACH-BAGGY	-	1	-	1
BENTLEY	1	1	1	3
BMW	538	137	2,394	734
BMW,MINI	-	-	-	3
CAPRON	1	1	1	1
CHEVROLET	-	53	-	258
CHRYSLER	-	1	-	7
CITROEN	214	207	922	920
CITROEN / DS	294	1	1,751	11
CORVETTE	-	-	-	1
CUPRA	13	-	27	1
DACIA	323	110	1,140	511
DAIHATSU	-	5	-	60
DETHLEFFS	-	1	-	7
DODGE	-	-	-	1
DS	41	-	150	3
FERRARI	-	-	-	14
FIAT	589	388	2,139	1,829
FIAT/CHALLENGER	-	1	-	1
FORD	379	480	1,974	2,464
HOBBY	1	-	1	3
HONDA	33	64	167	364
HUMER	-	-	-	1
HYMER	-	-	1	3
HYUNDAI	1,280	606	4,917	2,613
INFINITI	-	-	-	1
IVECO	-	-	-	1
JAGUAR	20	4	69	39
JEEP	161	25	727	99
KIA	873	110	2,578	546
KNAUS	-	-	-	1
LADA	-	1	-	4
LAMBORGHINI	1	2	4	8
LANCIA	-	12	-	71
LAND ROVER	36	46	252	238
LEGACY	-	1	-	1
LEXUS	16	7	78	36
LOTUS	-	-	-	1
MASERATI	-	1	3	5
MAZDA	37	22	188	112
MCLAREN	-	-	-	3
MERCEDES	480	222	2,528	1,196
MERCEDES ¹	-	-	3	-

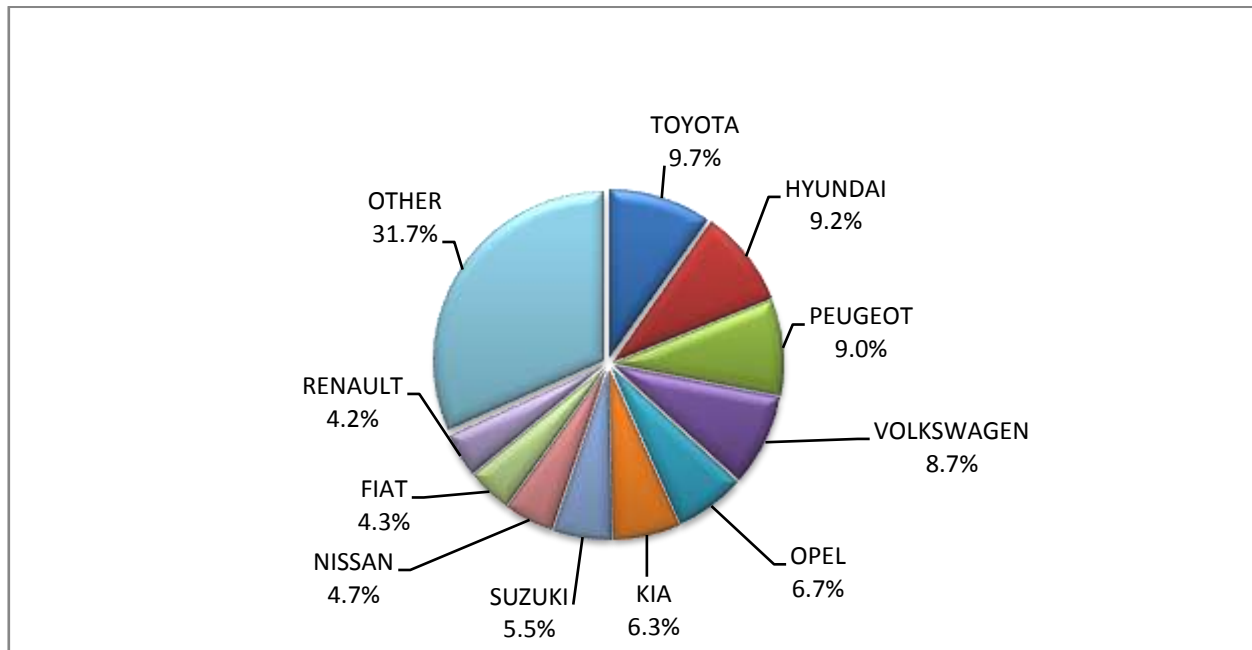
Table 4 (cont)
Sales of new and used passenger cars by make: June 2021 and January- June 2021

Make	Passenger cars			
	June		January- June	
	new	used	new	used
MG	-	-	-	1
MIA ELECTRIC	-	-	-	1
MINI	179	34	1,048	201
MINI MAFER	-	-	-	1
MITSUBISHI	28	62	133	319
MORGAN	-	-	2	-
MPM MOTORS	-	-	-	1
NISSAN	654	469	2,402	2,301
NISSAN ¹	-	-	1	-
OPEL	926	453	3,893	2,430
PEUGEOT	1,248	258	6,412	1,300
PEUGEOT ²	9	-	31	-
PORSCHE	12	26	57	229
PSA AUTOMOBILES	-	-	2	-
RANGE ROVER	-	2	1	15
RC FISHER A/S	-	1	-	1
RENAULT	575	600	1,802	2,657
RIMOR	-	2	-	2
RIMOR, XGO, BLUCAMP, KENTUCKY CAMP, AHORN	-	-	-	1
ROLLER TEAM	-	-	1	2
ROLLS ROYCE	-	-	-	3
SAAB	-	-	-	7
SEA / MOBILVETT	-	-	-	1
SEAT	229	49	849	293
SKODA	507	144	1,791	662
SMART	10	197	33	1,128
SSANGYONG	-	1	-	6
SUBARU	5	8	16	35
SUZUKI	760	155	2,762	815
TESLA	112	1	317	13
TOYOTA	1,348	745	7,197	3,734
TRIGANO	-	2	-	6
TRIUMPH	-	-	-	1
VOLKSWAGEN	1,206	256	4,346	1,436
VOLKSWAGEN ¹	-	-	1	-
VOLVO	208	19	981	96
WARTBURG	-	-	-	2
TOTAL	13,849	6,134	58,101	30,661

1 : With 2nd/3rd stage manufacturer in Greece.

2 : With 2nd/3rd stage manufacturer abroad.

Graph 8. Sales of new passenger cars by make (June 2021)



Graph 9. Sales of new passenger cars by make (January - June 2021)

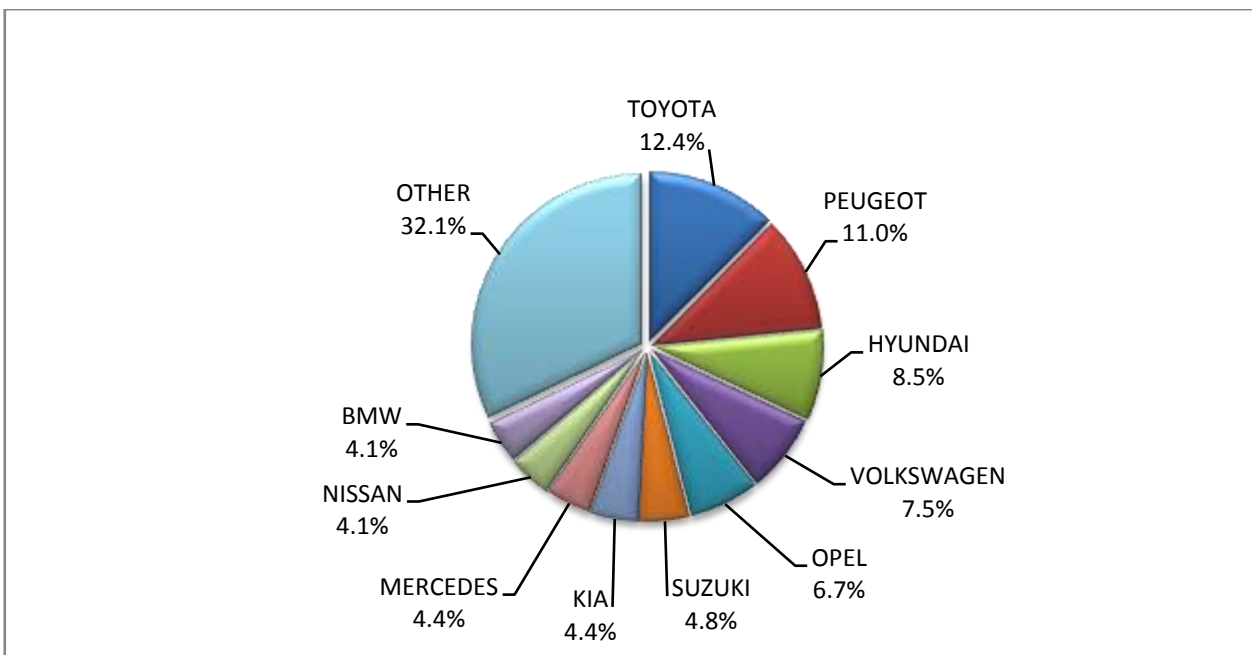


Table 5
Sales of new and used lorries by make: June 2021 and January- June 2021

Make	Lorries			
	June		January- June	
	new	used	new	used
ALFA ROMEO	-	-	-	1
BMW	-	-	-	1
CHEVROLET	-	-	-	1
CHRYSLER	-	-	-	1
CIFA	-	-	2	-

Table 5 (cont)
Sales of new and used lorries by make: June 2021 and January- June 2021

Make	Lorries			
	June		January- June	
	new	used	new	used
CITROEN	44	49	477	341
CITROEN ¹	1	-	1	-
DACIA	33	6	222	50
DAF	-	44	3	288
DAF ¹	5	-	20	1
DAIHATSU	-	1	-	1
DODGE	-	3	-	6
FCA US LLC	-	-	-	5
FIAT	129	162	645	1,135
FIAT DUCATO MAGIRUS ¹	1	-	1	-
FIAT-IVECO	-	4	-	24
FORD	152	221	981	1,403
FORD ¹	9	1	30	1
GINAF	-	-	-	1
GMS	-	-	-	1
GREAT WALL MOTOR	-	-	-	1
HYUNDAI	-	1	-	20
ISUZU	13	12	60	99
IVECO	3	37	17	172
IVECO ¹	4	-	52	1
IVECO ²	1	-	1	1
IVECO MAGIRUS	-	-	-	19
IVECO MAGIRUS ¹	2	-	2	-
IZUZU	4	-	18	7
JEEP	3	-	5	4
KASSBOHRER	-	-	-	1
KIA	-	-	-	5
LAND ROVER	-	2	-	10
MAGIRUS	-	-	-	1
MAHINDRA	-	-	-	1
MAN	-	59	1	530
MAN ¹	6	-	23	1
MAXUS , LDV	-	-	2	-
MAZDA	-	9	-	50
MERCEDES	75	453	277	2,731
MERCEDES ¹	10	-	55	4
MERCEDES ²	-	1	-	4
MITSUBISHI	22	32	134	242
MITSUBISHI ¹	4	-	25	1
MOSCHOU CRANE	-	-	-	1
NISSAN	100	71	404	403
OAF	-	-	-	2
OPEL	51	69	166	419
PEUGEOT	54	55	537	334

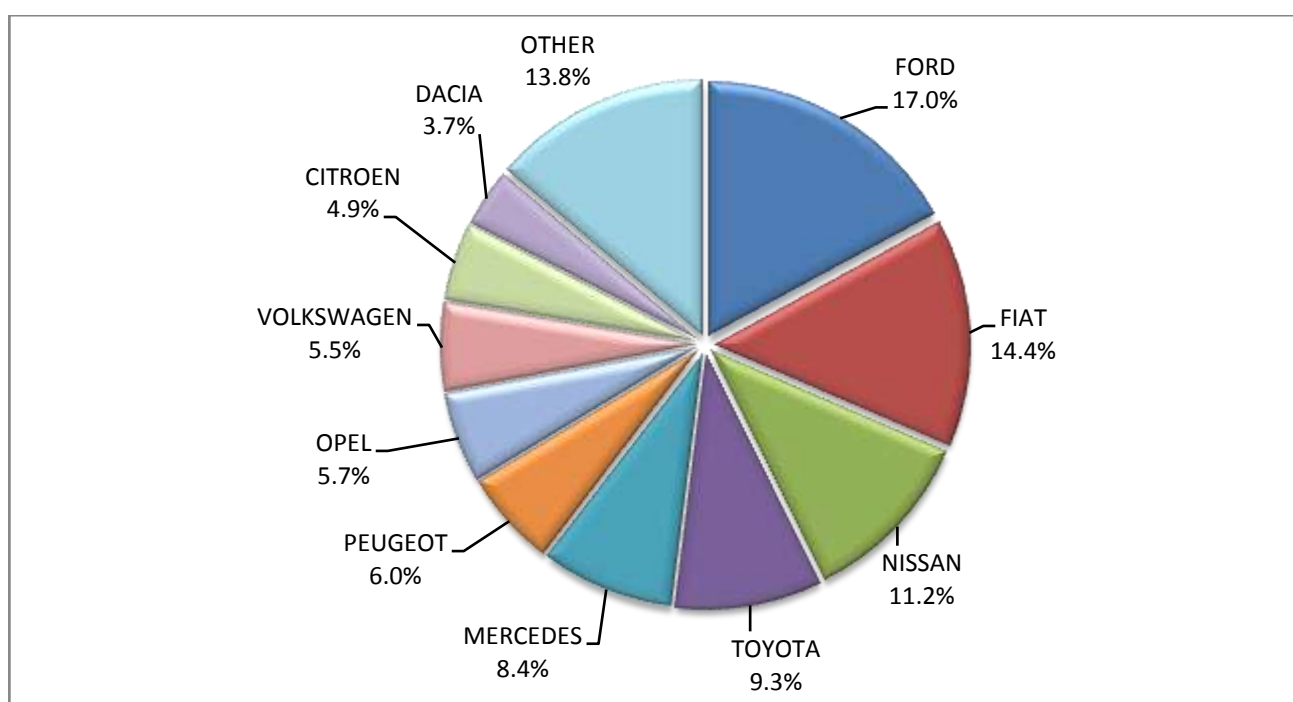
Table 5 (cont)
Sales of new and used lorries by make: June 2021 and January- June 2021

Make	Lorries			
	June		January- June	
	new	used	new	used
PFAU	-	1	-	2
PIAGGIO	2	1	11	11
PIAGGIO ¹	-	-	6	-
PIAGGIO ²	-	-	1	-
RELIANT	-	-	-	1
RENAULT	4	124	33	697
SAXAS	-	1	-	1
SCANIA	1	46	6	434
SCANIA ¹	3	-	3	-
SEAT	-	-	-	2
SKODA	-	3	-	15
SSANGYONG	-	-	-	2
STEYER	-	-	-	2
SUZUKI	14	2	85	4
TOYOTA	83	37	699	278
VOLKSWAGEN	49	75	164	485
VOLKSWAGEN ¹	-	-	2	-
VOLVO	10	90	24	751
VOLVO ¹	1	-	15	-
TOTAL	893	1,672	5,210	11,010

1 : With 2nd/3rd stage manufacturer in Greece.

2 : With 2nd/3rd stage manufacturer abroad.

Graph 10. Sales of new lorries by make (June 2021)



Graph 11. Sales of new lorries by make (January – June 2021)

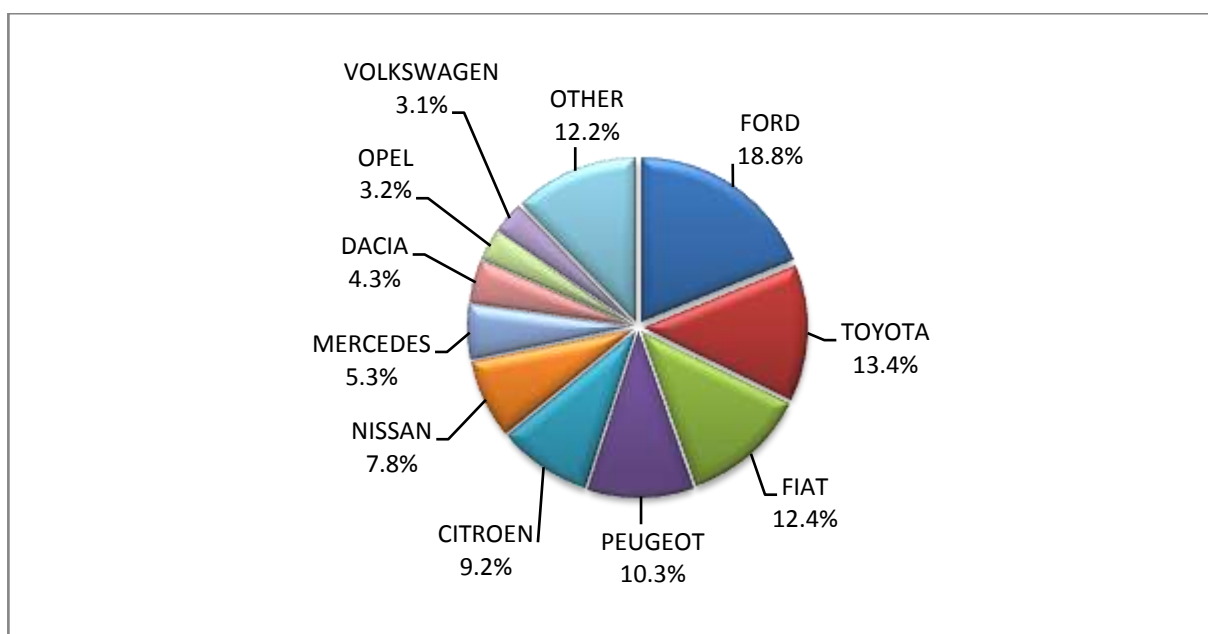


Table 6
Sales of new and used buses by make: June 2021 and January- June 2021

Make	Buses			
	June		January- June	
	new	used	new	used
BOVA	-	5	-	26
BUSINVEST	5	-	5	-
EVOBUS	-	-	-	1
FIAT ²	-	-	10	-
FORD	1	1	3	11
HEULIEZ BUS	-	1	-	1
IRISBUS	-	2	-	5
IRIZAR	4	-	8	-
ISUZU	1	-	1	-
ISUZU, AOS, GLOBUS	3	-	3	-
IVECO	1	-	1	5
IVECOBUS, KAROSA, IRISBUS, IVECO, HEULIEZ BUS, IKARUS	1	-	1	-
MAN	14	8	39	35
MAN/NEOPLAN	1	-	1	1
MERCEDES	5	45	30	255
MERCEDES ¹	11	-	57	1
MERCEDES ²	2	3	14	4
MERCUS	-	1	-	1
NEOPLAN	8	-	10	6
RENAULT	-	-	-	1
SCANIA	-	-	-	4
SCANIA ²	2	-	7	-
SETRA	-	6	1	37

Table 6 (cont)
Sales of new and used buses by make: June 2021 and January- June 2021

Make	Buses			
	June		January- June	
	new	used	new	used
SOLARIS	-	3	-	31
TEMSA	2	6	3	12
TURKKAR	-	-	-	2
VAN HOOL	-	-	-	3
VOLKSWAGEN	-	-	-	2
VOLVO	-	-	-	21
VOLVO IRIZAR	-	-	2	-
TOTAL	61	81	196	465

1 : With 2nd/3rd stage manufacturer in Greece.

2 : With 2nd/3rd stage manufacturer abroad.

Graph 12. Sales of new buses by make (January – June 2021)

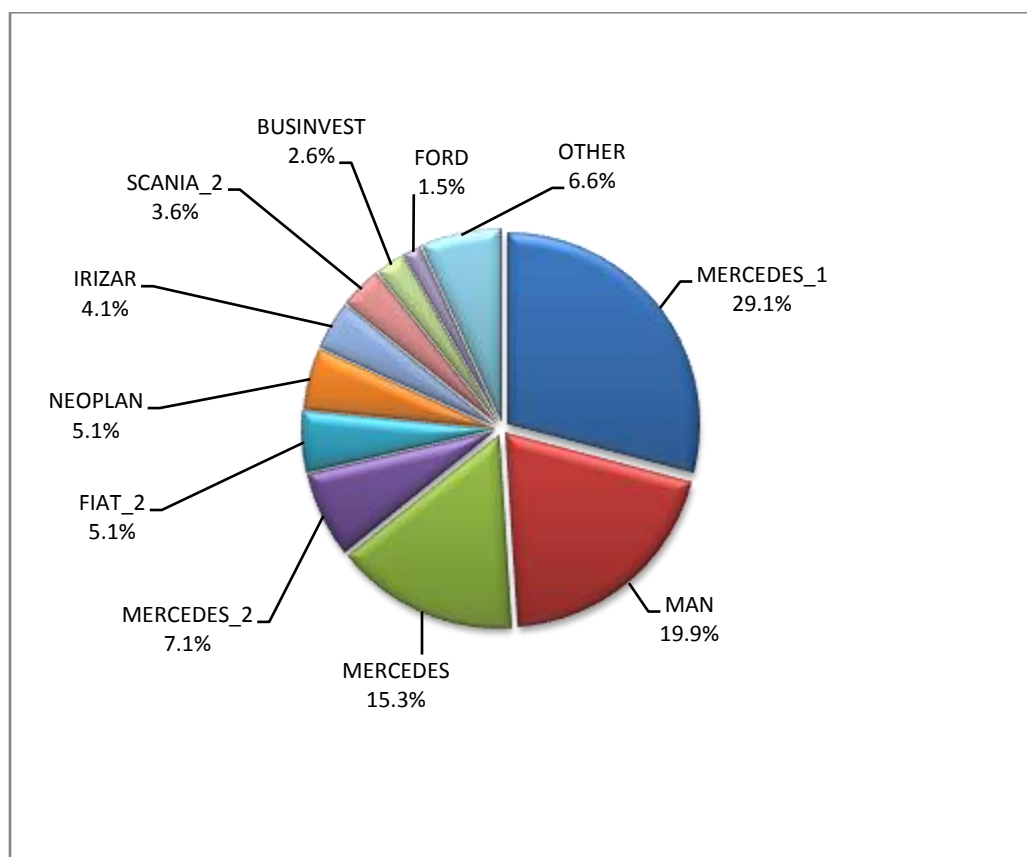


Table 7

Sales of new and used motorcycles by make or manufacturer: June 2021 and January- June 2021

Make	Motorcycles			
	June		January- June	
	new	used	new	used
ADIVA	-	-	-	1
AEON MOTOR	-	-	1	-
AGRATI GARELLI	-	1	-	1
AGUSTA MV	-	-	-	1
APRILIA	4	9	21	43
APRILIA, DERBI, GILERA di Piaggio & C. S.p.A.	-	-	1	-
ARCTIC CAT ή MASSEY FERGUSON	-	-	-	1
BAJAJ	8	-	19	-
BASHAN	-	-	1	1
BASHAN, AMGroup, AMGroup Bike, DON, IRBIS, WORKER BEAR, Nomik ATV 2	1	-	2	-
BENELLI	59	-	183	4
BETA	13	1	47	10
BMW	116	26	492	108
BOMBARDIER RECREATIONAL PRODUCTS ING (BRP)	1	1	2	3
BRIXTON	11	-	40	-
BUELL	-	-	-	1
CACE	-	-	1	-
CFMOTO	96	-	326	3
CFMOTO, GOES	42	-	71	-
DAELIM	2	-	5	1
DAYANG, DAYTONA	-	-	-	1
DAYANG, DAYTONA MOTORS, NIPPONIA, DOCKER, WAYEL, SUMCO, VEEROAD, CETUR, RUTEC	7	-	20	-
DAYANG, DAYTONA MOTORS, NIPPONIA, KUBA	10	-	108	1
DAYANG, DAYTONA MOTORS, NIPPONIA, KUBA, VEEROAD, SUMCO, CETUR, RUTEC	72	-	326	-
DAYANG, DAYTONA MOTORS, NIPPONIA, SALCANO	36	-	514	3
DAYANG, DAYTONA MOTORS, NIPPONIA, VEEROAD	246	-	893	3
DAYANG, DAYTONA MOTORS, NIPPONIA, VEEROAD, DOCKER	72	-	157	-
DAYANG, ECOCREMO, ECOOTER, ECOOTOR,AGM, ORCAL, SUMCO	2	-	11	-
DAYANG, NIPPONIA, DAYTONA MOTORS, VEEROAD, SUMCO, DOCKER, MH MOTORCYCLES	1	-	1	-
DERBI	-	1	-	2
DUCATI	34	9	94	34
EAGLE	-	-	1	-
ECCITY MOTOCYCLES	1	-	1	-
EFUN, ZAP	4	-	14	-
EMBUGGY, VINTAGE, EVANGEL	6	-	6	-
E-TON	-	-	-	1
EUROMOTORS	-	-	1	-
EVA, EMBUGGY, VINTAGE, EVANGEL	-	-	4	2
FANTIC MOTOR	-	-	2	-
FD MOTORS, FASPIDER	1	-	13	-
FD MOTORS, FASPIDER, DAYTONA MOTORS, NIPPONIA, QUANTYA	2	-	18	-
G.B.M. SPA	-	-	-	1
GAIA, SATURN, LTO ORION	-	-	2	-
GASGAS	1	-	5	1
GENERIC, QJIANG	-	-	-	1

Table 7 (cont)

Sales of new and used motorcycles by make or manufacturer: June 2021 and January- June 2021

Make	Motorcycles			
	June		January- June	
	new	used	new	used
GILERA	-	-	-	4
GILERA, PIAGGIO	-	-	-	1
HANWAY, MASAI, JUNAK, Motorini, STMAX, ROMET, CLS, ROMET MOTORS, GEMINI, RIVERO	8	-	17	-
HAOJIAN, ZONTES, TAYO, Sharpon, IFINO, KIDEN, ZHONGYU, CUBTOM, DIYUN, NAMIN,TIM DERVI, VUKA, THUMP, RIPPER	-	-	1	-
HARLEY DAVIDSON	1	12	13	57
HESHAN GOUJI NANLIAN MOTORCYCLE INDUSTRY, ORCAL, AJS, HERALD MOTOR COMPANY, MACBOR, MOTOB	1	-	5	-
HONDA	731	92	3,015	396
HOOOON, PICKMAN	-	-	1	-
HORWIN	3	-	6	-
HSUN, HISUN, APACHI, Mx, MASAI, HYTRACK, TRAPPER, PUMAREX, GEON, ASYAMOTOR, DAYTONA MOTORS, KRAL	20	-	35	-
HUONIAO, DH.HAOTIAN,MOTORINI, PEGASUS, MASH	1	-	3	-
HUSABERG	-	3	-	6
HUSQVARNA	6	7	66	21
HYOSUNG	-	-	1	-
IANYING, TYM, XINBEN, TEYIN, RIYA,ONGYUNDA, SANBEN, ALFA, Senzo, La Souris, TCB, KENTOYA	8	-	16	-
INDIAN MOTORCYCLE	4	-	20	-
JIALING	-	-	-	1
JIAYUAN	7	-	31	-
JINLANG, ZUNDAPP, XHODNA, APGmoto, COLIBRI, RAZORY, VIARELLI, SUMCO, FLEX TECH, IVA, TNT moto	-	-	1	-
JINMA, RUNHORSE, FARAD, hopster, DuroCar, ClimaCar, CROYANCE AUTOMOTIVE, E-cars Malta, EVROM, GECO, GUTZY	-	-	3	-
KAWASAKI	27	15	90	41
KTM	42	15	228	98
KUMPAN ELECTRIC	-	-	1	-
KWANG YANG	-	1	-	8
KYMCO	394	62	1,496	273
LAMBRETTA	6	-	17	-
LEXMOTO	-	-	-	1
LIFAN, HONLEI, SKYGO, BISAN-LIFAN	1	-	8	-
Lingzhida, LINZDA, LINDN, LINYI, LONGMAO, NLIGHT	4	-	10	-
LINHAI, KUBA, ONLINE, LHY	2	-	11	-
LINHAI, SINNIS	1	-	3	-
LML	-	-	-	1
LMP SAS DI LAVE	-	1	-	1
LONCIN , KUBA, RKS, ITALIKA, SUNRACE, SKY, MALAGUTI, SUPERBIKE, ROCKET, NOVELBAT, TIGREMOTO, GREEN, TRIDIAMOND	1	-	1	-
LONCIN, KINLON, DORTON, CCM	1	-	1	-
LONCIN, KUBA, RKS , ITALIKA, SUNRACE, SKY, MALAGUTI, SUPERBIKE, ROCKET, NOVELBAT, TIGREMOTO	3	-	14	-
LONCIN, KUBA, RKS, ITALIKA, SUNRACE, SKY, MALAGUTI, SUPERBIKE, ROCKET, NOVELBAT, TIGREMOTO, GREEN, TRIDIAMOND	44	1	86	1
LONCIN, VOGUE, KUBA, RKS, ITALIKA, SUNRACE, SKY, MALAGUTI, SUPERBIKE, ROCKET, NOVELBAT	1	-	15	-

Table 7 (cont)

Sales of new and used motorcycles by make or manufacturer: June 2021 and January- June 2021

Make	Motorcycles			
	June		January- June	
	new	used	new	used
LONCIN, X-GEAR	1	-	1	-
LONCIN,KUBA,RKS,ITALIKA,SUNRACE,SKY,MALAGUTI,SUPERBIKE,ROCKET,NOVELBAT,TI GERMOTO,GREEN	-	-	7	-
LONCIN,VOGE,KUBA,RKS,ITALIKA,SUNRACE,SKY,MALAGUTI,SUPERBIKE	5	-	23	-
LONGJIA, ITALJET, ORCAL, BEELINE	2	-	28	1
LONGJIA, ITALJET, ORCAL, BEELINE, ROMET MOTORS, GEMINI, LEXMOTO, JAHANRO, VGA, DAYTONA MOTORS	1	-	4	-
LONGJIA, lexmoto, Gemini, MH Motorcycles, MONDIAL, Jahanro, UM, ORCAL, VGA, NECO, ALFASCOOTERS, ROMET MOTORS	1	-	3	-
LONGJIA, ORCAL, NECO	8	-	27	-
LONGJIA, ORCAL, TNT MOTOR, BEELINE, VGA, ITALJET, GEMINI, lexmoto, Jahanro, italo, NECO	10	-	40	1
LVNENG, SKAND, VEMO,SMARTWAY,IVA, HYPE-BIKE, SENZO, MONASSO, genergia	-	-	2	-
MALAGUTI	-	2	-	9
MBK	-	1	-	5
MELEX	-	-	1	-
MG MOTO	6	-	9	-
MGK HM	324	-	1,419	4
MINSK, ZONGSHEN, IRIBIS, MONDIAL, LEXMOTO, JUNAK, HONLEY, OVERBIKES	-	-	2	-
MODENAS	-	-	1	-
MONDIAL, PELPI INTERNATIONAL	3	-	20	-
MONTESA	-	-	1	-
MORGAN MOTOR CO	-	-	-	1
MOTO GUZZI	8	1	17	1
MOTO S.P.A	-	-	5	-
MV AGUSTA	-	1	3	4
NIU, NUUV	2	-	37	-
NOUN ELECTRIC	-	-	1	-
PEUGEOT	34	4	113	14
PIAGGIO	996	70	3,943	264
PIONEER, LEXMOTO, PULSE,BULLIT, HERALD, WOTTAN, EURO MOTORS, VERVEMOTO, SP BIKE, EXPLORER, RIDE	1	-	2	-
POLARIS	3	-	20	2
QINGQI, CLEVELAND, CYCLEWERKS ACE, CLEVELAND ACE, CLEVELAND CYCLEWERKS ACE DELUXE	-	-	1	-
QINGQI, KADIRGA	-	-	1	-
QJ , QJIANG, KEEWAY, LEONE	1	1	1	1
QJ, QJIANG, KEEWAY, LEONE, KUBA, RKS	1	-	6	-
QJ, QJIANG, KEEWAY, LEONE, KUBA, RKS, BENELLI, VENGO	4	-	11	-
QJ, QJIANG, KEEWAY, LEONE, KUBA, RKS, TELL, EMPIRE KEEWAY, BENELLI, VENGO	16	-	47	1
QJ, QJIANG, KEEWAY, LEONE, KUBA, RKS, tell,VENGO	2	-	9	-
QJ, QJIANG, KEEWAY, LEONE, RKS, BENELLI, EMPIRE KEEWAY, KUBA	19	-	129	-
QJ, QJIANG, KEEWAY, LEONE, tell, KUBA, RKS, BENELLI, VENGO	3	-	10	-
QUADRO VEHICLES	-	-	3	-
RENAULT	-	-	-	1
RENLI	-	-	1	-
REX	-	1	-	1
ROTOM, RACER	-	-	1	-

Table 7 (cont)

Sales of new and used motorcycles by make or manufacturer: June 2021 and January- June 2021

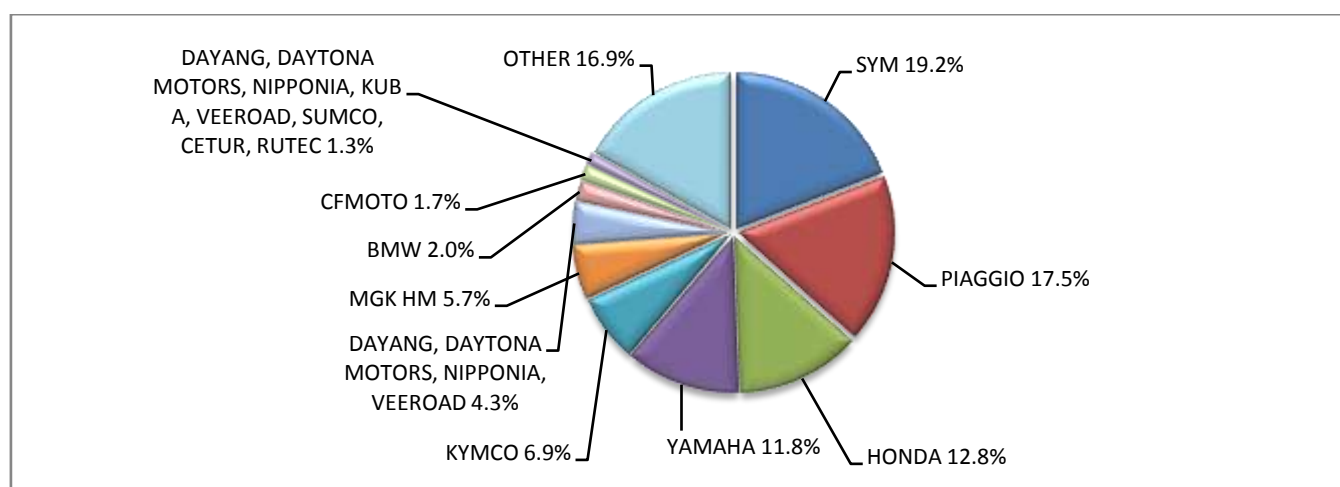
Make	Motorcycles			
	June		January- June	
	new	used	new	used
ROYAL ENFIELD	5	-	9	2
Royalloy,Royal Alloy,RA,SCOMADI,VALENTINO,VALENTINO MOTORI	3	-	11	-
RVM, MACBOR, COLOVE, ORCAL, DAYTONA MOTORS	-	-	8	-
SAKURA, GOLDEN LION, ARTISAN, Fauro, ETALIAN, Viverra, Varaneo, Kito, E-mio	5	-	12	-
SAKURA, GOLDEN LION, ARTISAN, Fauro, ETALIAN, Viverra, Varaneo, Kito, E-mio, velca, E.F.O	3	-	8	-
SAKURA, GOLDENLION, E.F.O., Fauro, Viverra, Nitrox, STRELLA City, Artisan	1	-	20	-
SAN YANG	-	3	-	9
SCUTUM, ETRIX, SILENCE	1	-	5	-
SENKE, SENKO, SENKI, SENKY, HALI, JIETOUBAWANG, NANLIAN, XINHAI,PGO, SENKE. HALI	-	-	1	-
SHANYANG, ATLAS PANTHER, YAMAZUKI MOTO, MOTORKING, Hirlee, XB	10	-	33	-
SHENGWO NEW ENERGY, YUKI	9	-	28	-
SHERCO	4	-	6	11
SHINERAY	-	-	1	-
SILENCE, SCUTUM, ETRIX	35	-	48	-
SKYTEAM	-	1	-	1
SKYTEAM, SACIN, CSR, METALCO, SOKUDO, BAZUKA, MINICO, MOTOSBASI, MOTOS BORDOY, SUMKO, ROXON, MONKEY BIKES	3	-	22	-
SUZUKI	55	31	187	116
SWM	1	-	2	-
SYM	1,092	24	4,272	100
TARO, JUNAK, BARTON MOTORS ,ORCAL, Lexmoto	8	-	8	-
TARO, JUNAK, BARTON MOTORS, ORCAL, Lexmoto, MITT, NECO, WOTTAN, MAGPOWER, ADAMOTO, MAXON, MAX-ON	1	-	1	-
TAYO, HAOJIANG, ZHONGYU, THUMP, THUMPSTAR, KIDEN, ZONTES, Junak	12	-	26	-
TAYO, HAOJIANG, ZHONGYU, THUMP, THUMPSTAR, KIDEN, ZONTES, Junak, SENKE, TANNY, TYAN, ROMET	60	1	161	1
TAYO, HAOJIANG, ZHONGYU, THUMP, THUMPSTAR, KIDEN, ZONTES, Junak, SENKE, TANNY, TYAN, ROMET, ROMET MOTORS	20	-	71	-
TAYO, HAOJIANG, ZHONGYU, THUMP, THUMPSTAR, KIDEN, ZONTES, Junak, SENKE, TANNY, TYAN, ROMET, ROMET MOTORS, ROUTER	-	-	12	-
TGB	-	1	-	1
TIANYING, RIYA, HONGYUNDA, TYM, HONLING	1	-	14	-
TIANYING, RIYA, HONGYUNDA, TYM,HONLING, TAMCO, ALISON, DMK MOTORS, WLIE,LEEWAY, WLXQ, AP Gmoto, ALFA	1	-	7	-
TM RACING	1	-	2	-
TRIUMPH	25	2	98	13
VMOTO-SOCO, E-MAX, VMOTO, SUPER SOCO	6	-	25	-
WANGYE, SANBEN, UM, MONDIAL, KENOS, SUPERBYKE, IRBIS, MDC, MISTRAL, STREET ELEGANCE	-	-	-	2
WONJAN, SAMADA	-	-	1	-
XGJAO, YUAN , SKYJET, KAISAR	1	-	1	-
XGJAO, ZIPP, TOROS, ROMET, ROMET MOTORS, ROUTER, VEEROAD, DAYTONA MOTORS, GEMINI, MH MOTORCYCLES, MTG MOTORS	10	-	36	-
XINRI, SUNRA ,APACHI, ISILDAR, ISILDAR APACHI, Wayscral, KRAL	2	-	30	-
XINYANG	-	-	1	-
YAMAHA	672	107	2,651	496
YAMAHA, MBK	2	1	44	6

Table 7 (cont)

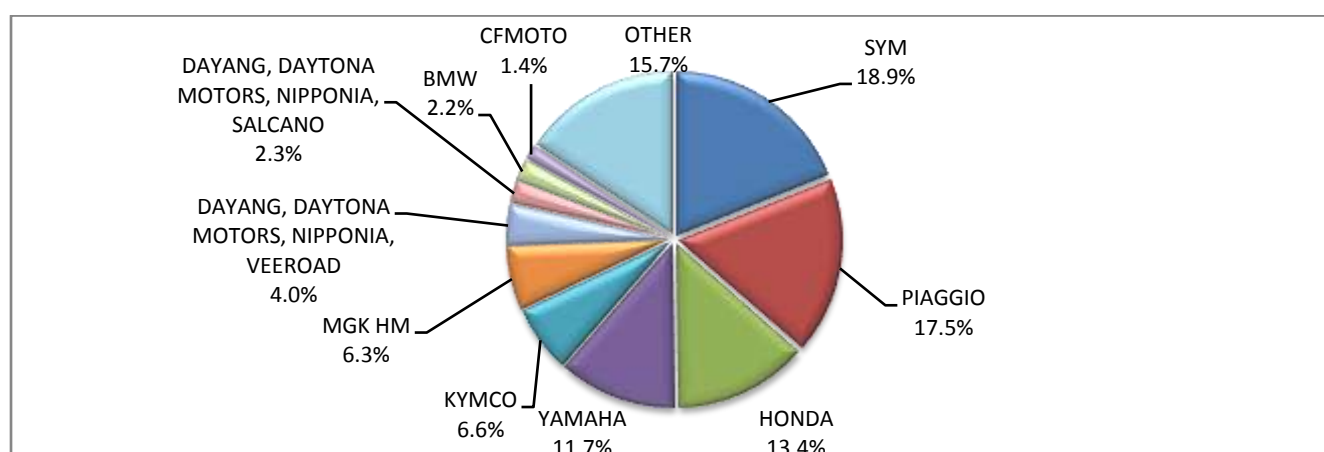
Sales of new and used motorcycles by make or manufacturer: June 2021 and January- June 2021

Make	Motorcycles			
	June		January- June	
	new	used	new	used
YINGANG, BENYI, ROMET MOTORS, YUKI, ROUTER, MOTORAN, DAYTONA MOTORS, M1NSK, HAMACHI, KUBA, MONDIAL	6	-	30	-
YINXIANG, KENBO	-	-	1	-
YINXIANG, KENBO, VENOM, CHEETA, ZIPP, NEMO, FEKON, ANATOLIA, CANBO	-	-	2	-
YINXIANG, MONDIAL, GEMINI, TCB	2	-	6	-
ZERO MOTORCYCLE	-	-	-	1
Zhidou, SHARE'NGO, ZD	-	1	-	2
ZHONGNENG, ZNEN, AGM, AJS, YUKI, COLIBRI, EUROCKA, BTC, NOVA MOTORS, LEXMOTO, Actionbikes Motors	8	-	33	-
ZHONGNENG, ZNEN, AGM, AJS, YUKI, COLIBRI,EUROCKA, BTC, NOVA MOTORS, LEXMOTO	12	-	48	-
ZONGSHEN	4	-	6	1
ZONGSHEN, ZIP STAR, Lexmoto, ICONE, VORTEX, M1NSK, MACBOR, MONDIAL, ROMET MOTORS	2	-	4	-
ZONGSHEN, ZIP STAR, Lexmoto,ICONE, VORTEX,M1NSK, MACBOR, MONDIAL, ROMET MOTORS ,SINNIS, SPARKSTER, OVER BIKES	1	-	4	-
ZONGSHEN, ZIPSTAR, ZEALSUN, KENTO	1	-	3	1
TOTAL	5,701	510	22,566	2,211

Graph 13. Sales of new motorcycles (June 2021)



Graph 14. Sales of new motorcycles (January – June 2021)



EXPLANATORY NOTES

Survey on the issuing of new road motor vehicle circulation licenses	The survey on the issuing of new motor vehicle circulation licenses is a census survey. The released data give information, at country level, on the brand and type of the motor vehicle, as well as whether it is new or used. The survey does not include vehicles that move on rails, trolley busses, agricultural tractors and machinery. In addition, the following are excluded: all motor vehicles of the Armed Forces, Police, Fire Brigade, State Services, Diplomatic Corps, Foreign Missions, and Invalids of Wars, as well as motorcycles with a cylinder capacity less than 50 cc.
Legal basis	Law 3832/2010
Reference Period	June 2021
Coverage	The production of monthly data is based on the registers held by the Ministry of Infrastructure, Transport and Networks, which records all the monthly changes observed in the vehicle registration licenses at country level.
Definitions	<p>Road motor vehicle is any vehicle that, irrespective of the number of wheels, is moved by an engine and is designed to transport persons or cargo or both of them, either they are on the same single vehicle or on a trailer carried by the main motor vehicle.</p> <p>New road motor vehicle is any motor vehicle that is registered for the first time in Greece during the reference month and has not been put into circulation in any other country.</p> <p>Used motor vehicle is any motor vehicle that is registered for the first time in Greece and has been imported as a used one from abroad</p> <p>Passenger motor vehicle: it is a motor vehicle designed to carry mostly people, having no more than 9 seats, including the driver's seat.</p> <p>Bus: it is a motor vehicle, which is designed to carry mostly people, having more than 10 seats, including the driver's seat. In the corresponding tables of this Press Release, this category also includes articulated buses.</p> <p>Lorry: it is motor vehicle designed to carry mostly cargo. In the corresponding tables of this Press Release, this category also includes tractors, tow trucks, articulated tractors, and trucks with trailers.</p> <p>Motorcycle: any two-wheeled motor vehicle, with or without sidecar, with maximum authorized design speed over 45 km/h, or in case it is powered by a combustion engine, with a cylinder capacity of 50 cc or over. In the corresponding tables of this Press Release, this category also includes the three-wheeled motor vehicles – motor tricycles.</p> <p>Tricycle motor vehicle: it is a motor vehicle with three symmetrical wheels with maximum authorized design speed over 45 km/h, or in case it is powered by a combustion engine, with a cylinder capacity over the 50 cc. This category also includes four-wheel vehicles, except the light four-wheel motorcycles, whose empty vehicle tare (excluding the weight of the fuel or mixture of fuel-oil or the weight of the batteries for electric cars) is up to 400 kg in the case the vehicle is designed for passenger use or up to 550 kg in case the vehicle is designed to carry cargo and whose engine is up to 15KW.</p>
Methodology	Exhaustive Survey. The primary data derive from the Ministry of Infrastructure, Transport and Networks and are based on the issuing of new circulation licenses as they are registered by the Regional Offices for Transport and Communications.
References	More information (graphs, tables) concerning the survey on the issuing of new motor vehicle circulation licenses are available on the webpage of ELSTAT, www.statistics.gr , under the link http://www.statistics.gr/en/statistics/-/publication/SME24/-