



HELLENIC REPUBLIC
HELLENIC STATISTICAL AUTHORITY

Piraeus, 31 March 2021

PRESS RELEASE

Maritime accidents on Greek merchant ships of 100 GRT and over and persons injured on board of ships and in areas of port authorities: 2020

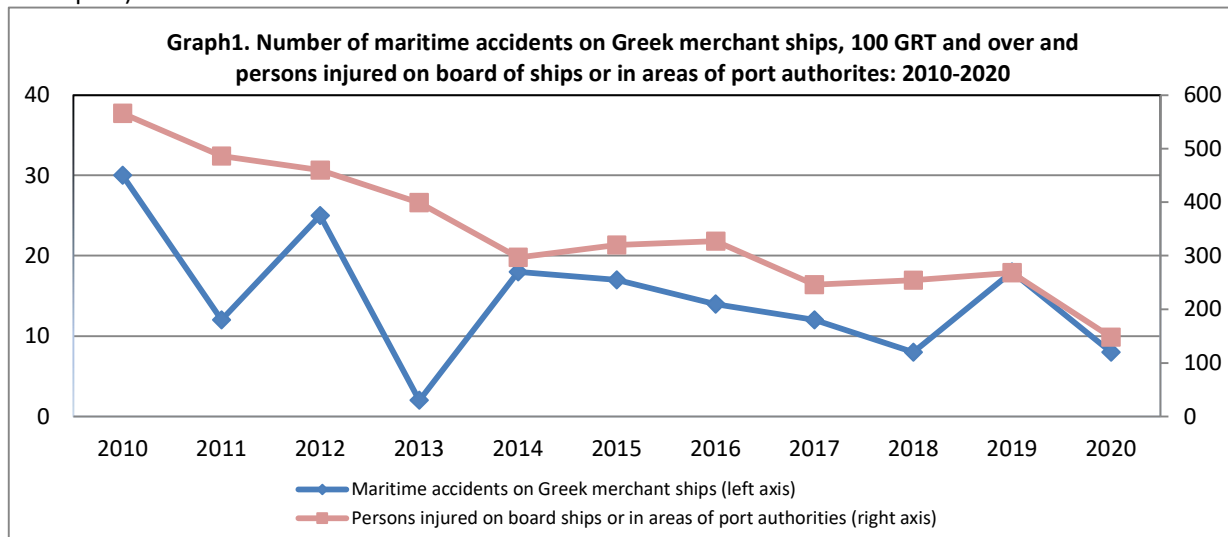
The Hellenic Statistical Authority (ELSTAT) announces the results of the survey on maritime accidents on Greek merchant ships of 100 GRT (Gross Register Tonnage) and over, as well as the results of the survey on persons injured on board of ships and in areas under the competency of port authorities, for the year 2020.

More specifically, as regards the maritime accidents on Greek merchant ships of 100 GRT and over the following are observed:

- In 2020, 8 maritime accidents were recorded on a respective number of Greek merchant ships of a total tonnage of 201,339 GRT. The ships suffering the accidents represent 0.44% of the Greek merchant fleet and 0.50% of the total tonnage (Table1).
- The biggest share of the above 8 ships that suffered an accident were cargo ships (37.5%), passenger ships (37.5%) and tankers (25.0%) (Graph 2).
- On 4 ships the accidents were due to grounding, on 2 ships to crash and 2 ships were due to engine damage (Table 2, Graph 3).

As regards the persons injured on board of ships or in areas under the competency of port authorities the following are observed:

- The number of persons who were injured on board of ships or in areas under the competency of port authorities amounted to 148. In 2020 compared with 2019, the total number of injured persons decreased by 44.8%. In 2019 in comparison with 2018, the corresponding number of injured persons had increased by 5.5%. In 2020, out of 148 persons who had an accident, 104 (70.3%) got involved in a fatal accident (Table 3, Graph 4).



Information on methodological issues:

Division of Sectoral Statistics
Section of Transport Statistics
P. Tzortzi, G. Argyris
Tel: +30 213 135 2187, +30 213 135 3085
Fax: +30 213 135 2757
E mail: p.tzortzi@statistics.gr
g.argyris@statistics.gr

Information for data provision:

Tel. +30 213 135 2022
E mail: data.dissem@statistics.gr

- Out of 104 fatal accidents, 98 occurred in sea areas under the competency of port authorities and 6 on board of the ships. Accordingly, out of 44 non-fatal accidents, 32 occurred in sea areas of port authorities and 12 on board of the ships (Table 3, Graph 4).
- As regards the age of the persons who were injured in 2020 on board of ships or in sea areas, 84 were older than 65 years old, while for the same age group in 2019 and 2018 the corresponding numbers were 144 and 166, respectively (Table 4, Graph 5).
- Out of 18 persons who were injured on board of ships in 2020, 6 persons were fatally injured and 12 were slightly injured (sprain, strain, fracture and other cause). Out of 130 persons who were injured in sea areas under the competency of port authorities, 98 persons were fatally injured (drowning or other cause of death), 15 persons suffered sprain, strain or fracture and 17 other injuries (Table 5, Graph 6).
- The total number of deaths from drowning decreased by 41.7% (from 127 to 74), in 2020 compared with 2019. Similarly, in 2019 compared with 2018 the corresponding number had decreased by 20.6% (from 160 to 127) (Table 5).
- Table 6 presents data on fatal accidents and missing persons from illegal entry in sea areas under the competency of Greek port authorities for the period 2010-2020. These data are not included in Tables 3-5.

Table 1. Maritime accidents on Greek merchant ships of 100 GRT and over, by ship category: 2020

Category of ships	Greek merchant fleet		Merchant ships suffering an accident		Percentage (%)	
	Number of ships	Tonnage GRT	Number of ships	Tonnage GRT	Number of ships	Tonnage GRT
Total	1,832	40,426,271	8	201,339	0.44	0.50
Cargo ships	404	12,021,133	3	85,473	0.74	0.71
Tankers	466	27,035,336	2	83,773	0.43	0.31
Passenger ships	704	1,275,364	3	32,093	0.43	2.52
Other ⁽¹⁾	258	94,438	0	0	0.00	0.00

(1) i.e.: towage, salvage, cable ships, fishing-boats, etc.

Graph 2. Maritime accidents on Greek merchant ships of 100 GRT and over, by ship category: 2020

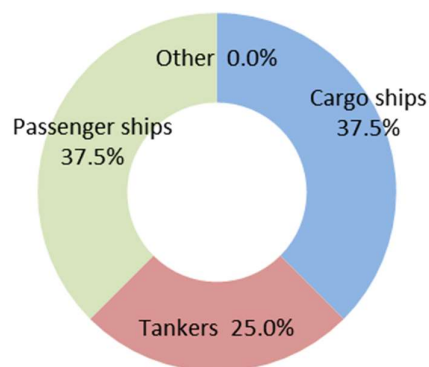
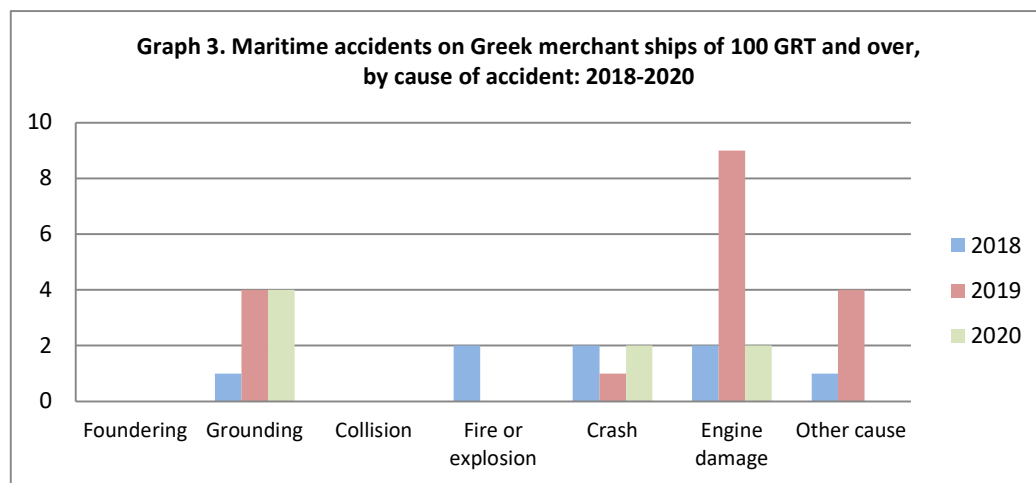


Table 2. Maritime accidents on Greek merchant ships of 100 GRT and over, by cause of the accident: 2018-2020

	2018		2019		2020	
	Number of Ships	Tonnage GRT	Number of Ships	Tonnage GRT	Number of Ships	Tonnage GRT
Total	8	46,453	18	156,946	8	201,339
Foundering ⁽¹⁾	0	0	0	0	0	0
Grounding	1	886	4	872	4	166,093
Collision	0	0	0	0	0	0
Fire or explosion	2	40,081	0	0	0	0
Crash	2	2,114	1	26,172	2	18,478
Engine damage ⁽²⁾	2	3,246	9	123,924	2	16,768
Other cause	1	126	4	5,978	0	0

(1) Including abrupt foundering of unidentified cause.

(2) Including damage of propeller or boiler.



**Table 3. Persons injured (fatally or not), by category of ship ⁽¹⁾ or in sea areas of port authorities:
2018-2020**

	2020		Total			Change (%)	
	Persons injured		2018	2019	2020	2019/2018	2020/2019
	Non-fatally injured	Fatally injured					
Total	44	104	254	268	148	5.5	-44.8
On board of ships	12	6	20	46	18	130.0	-60.9
Cargo ships	2	1	2	7	3	250.0	-57.1
Tankers	0	0	2	2	0	–	-100.0
Passenger ships	10	3	15	31	13	106.7	-58.1
Other ⁽²⁾	0	2	1	6	2	500.0	-66.7
In areas of port authorities	32	98	234	222	130	-5.1	-41.4
Ports	10	4	21	34	14	61.9	-58.8
Shipyards	0	1	0	0	1	–	–
Coast	22	93	213	188	115	-11.7	-38.8

(1) Including persons injured on merchant ships or any other floating means.

(2) I.e.: towage, salvage ships, fishing boats, yachts and other ships and boats.

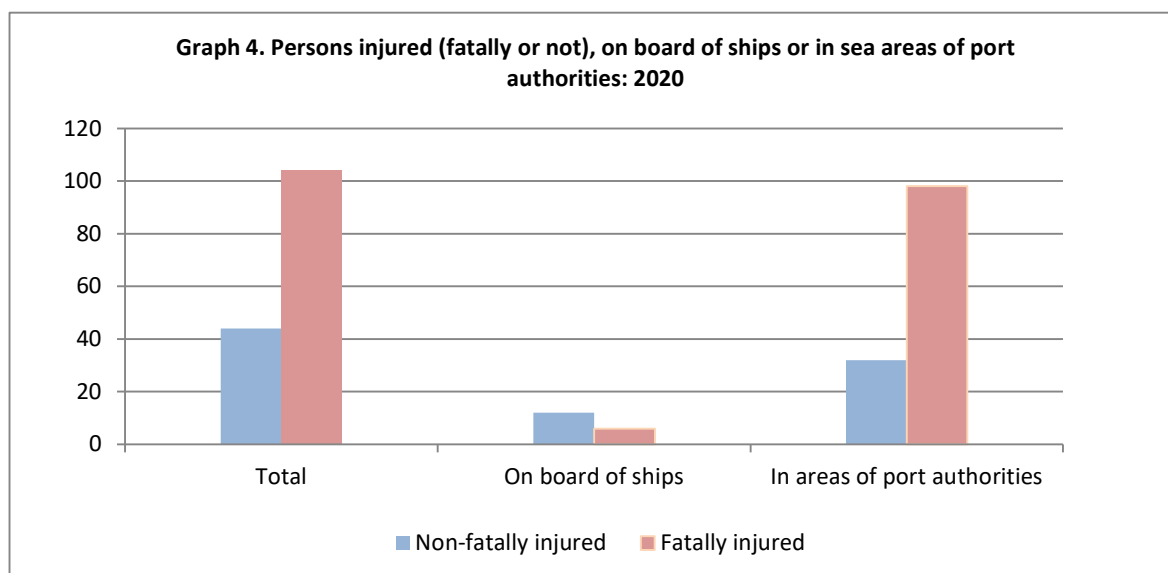


Table 4. Persons injured on board of ships ⁽¹⁾ or in sea areas of port authorities, by age group: 2018 - 2020

Age groups (years)	2018	2019	2020	Change (%)	
				2019/2018	2020/2019
Total	254	268	148	5.5	-44.8
Up to 24	15	16	7	6.7	-56.3
25 - 34	8	18	11	125.0	-38.9
35 - 44	15	19	16	26.7	-15.8
45 - 54	21	36	17	71.4	-52.8
55 - 64	29	35	13	20.7	-62.9
65 and over	166	144	84	-13.3	-41.7

(1) Including persons injured on merchant ships or any other floating means.

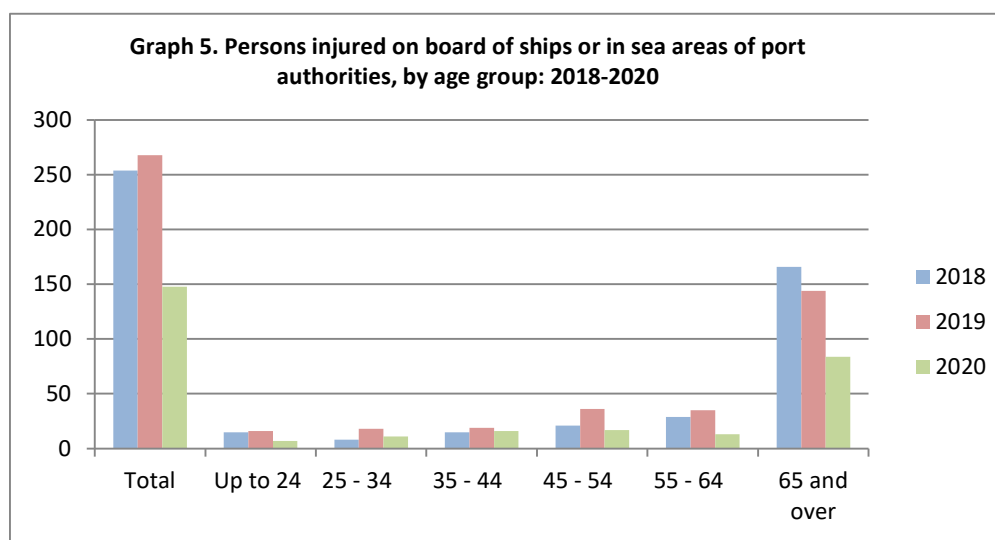


Table 5. Persons injured on board ships ⁽¹⁾ or in sea areas of port authorities, by type of injury: 2018-2020

	2020		Total			Change (%)	
	Persons injured		2018	2019	2020	2019/2018	2020/2019
	on board of ships	in areas of port authorities					
Total	18	130	254	268	148	5.5	-44.8
Sprain, strain, fracture	6	15	34	62	21	82.4	-66.1
Other injury, except death	6	17	25	39	23	56.0	-41.0
Drowning	1	73	160	127	74	-20.6	-41.7
Other cause of death	5	25	35	40	30	14.3	-25.0

(1) Including persons injured on merchant ships or any other floating means.

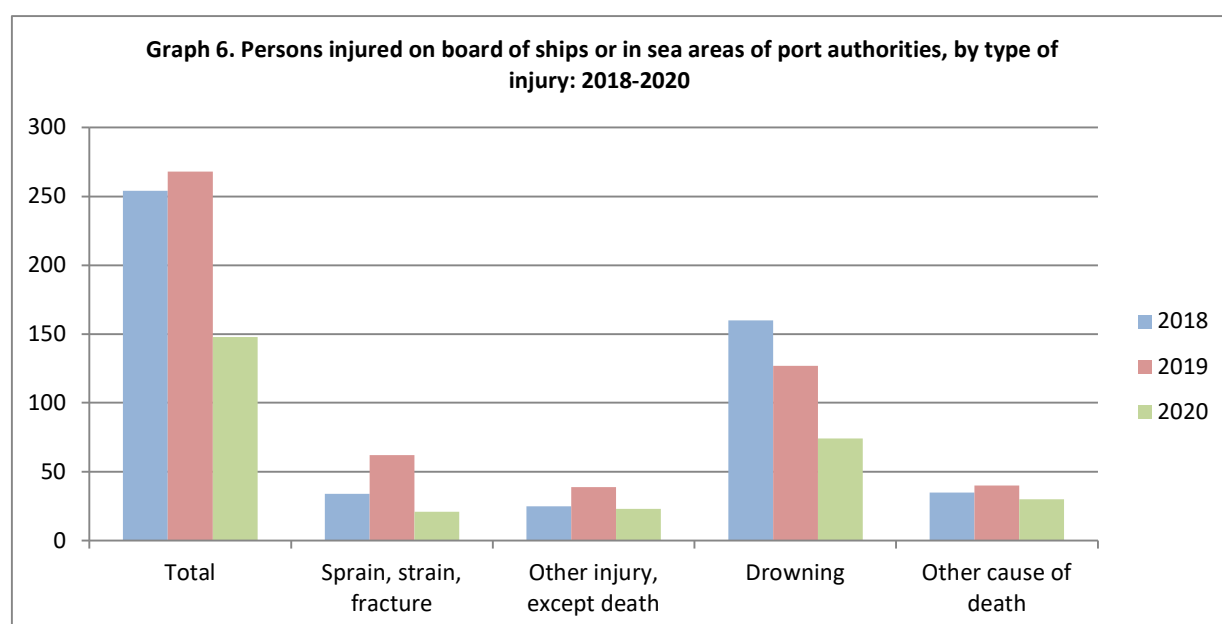
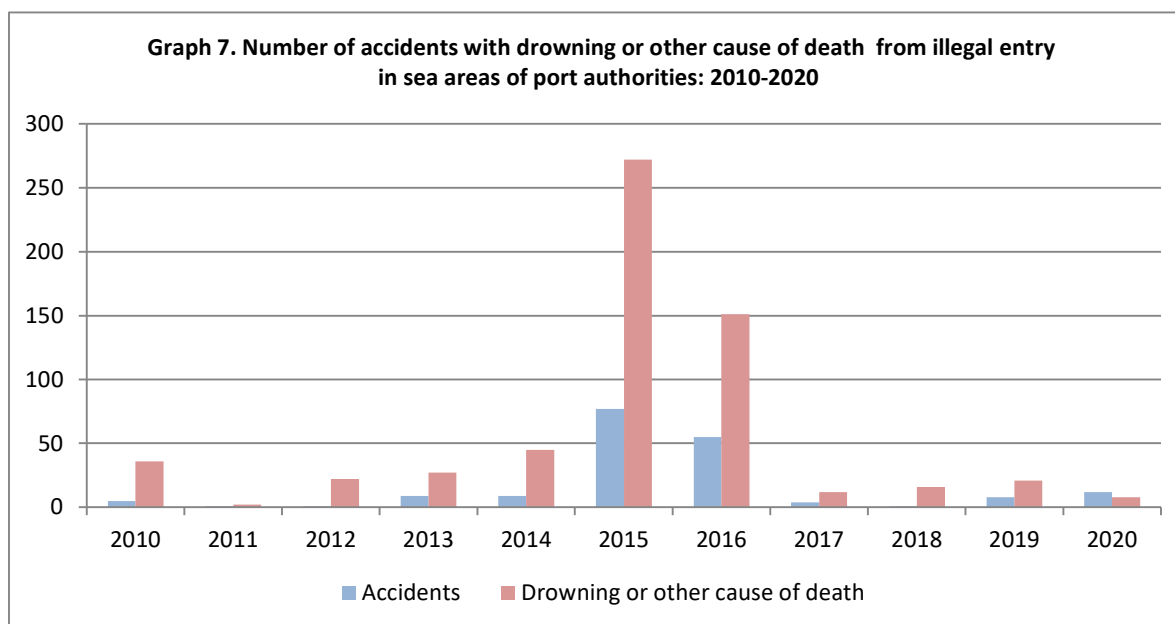


Table 6. Number of fatal accidents and deaths from drowning or other cause and number of accidents with missing persons, due to illegal entry into maritime areas of Greek port authorities jurisdiction: 2010-2020

	2010	2011	2012	2013	2014	2015	2016	2017	2018	2019	2020
Number of fatal accidents	5	1	1	9	9	77	55	4	1	8	12
Drowning or other cause of death	36	2	22	27	45	272	151	12	16	21	8
Number of accidents with missing persons	2	3	1	4	5	21	5	2	1	0	14
Missing persons	6	24	6	10	19	152	27	10	3	0	1

Source: Headquarters of Port Authorities, Ministry of Shipping and Island Policy.



EXPLANATORY NOTES

Survey on shipping casualties and on persons injured in maritime accident	The surveys on maritime accidents on Greek merchant ships 100 GRT and over and on persons injured on board of ships or in areas under the competency of port authorities are conducted since 1975 on an annual basis. The purpose of the surveys is to fully record maritime accidents of Greek merchant ships 100 GRT and over, which took place during the journey or during the ship's entering the port or uploading of cargo as well as and, to fully record the accidents (various injuries) of persons on board and accidents of persons in the sea, which took place in a port or on the coast area under the competency of the port authorities.
Legal framework	The surveys are conducted pursuant to the provisions of the Permanent Circular of the Ministry of Economy and Finance and the National Statistical Service of Greece (NSSG) dated 16/1/1975, which was replaced by the Permanent Joint Circular dated 15/4/1998, with retroactive effect since 1/1/1998.
Reference Period	The results of the survey refer to the year 2020.
Coverage	The survey covers the maritime accidents of Greek merchant ships of 100 GRT and over that were recorded by the domestic port authorities. Maritime accidents of Greek merchant ships that occurred abroad were recorded by the corresponding consulates and sent to the port authority of Piraeus. Besides, the survey covers persons injured on board of the ships and in the port or on the coast areas under the competency of the port authorities. Particularly, it covers all cases of casualties for which a preliminary inquiry is conducted by the competent port authorities.
Definitions	<p>Ship: Seagoing self-propelled vessel, of at least ten NRT, designed for the carriage of goods, transport of passengers, for fishing, towing or especially fitted out for other maritime activities.</p> <p>Accidents of persons: Refers to accidents that result to contusion, strain, fracture, burn or scald, amputation, cerebral contusion, caisson disease, drowning and other cause of death.</p> <p>Merchant ship: Seagoing self-propelled vessel, of at least ten NRT, designed for the carriage of goods, transport of passengers, for fishing, towing or especially fitted out for other maritime activities.</p> <p>Greek merchant fleet: The total number of the merchant ships under Greek flag. The Greek flag carried by these ships means that all their maritime activities (subsidies for ship building, cargo limitations and other tax provisions) are governed by commercial and economic rules which are laid down by the respective Greek authorities.</p> <p>Gross Register Tonnage (GRT): unit of measurement of the total volume in cubic feet of the spaces within the hull and of the enclosed spaces above the deck which are available for carrying goods, food, passengers and crew. It equals to the volume of 100 cubic feet or 2.83 m3.</p>
Methodology	The domestic port authorities report to ELSTAT information about the maritime accidents of Greek merchant ships 100 GRT and over and about the persons injured on board of ships or in areas of port authorities. The information includes the name of ship, tonnage group, registration port, ship's category, whether it was loaded or in ballast, whether the accident was caused by intention or negligence, personal data of the person responsible for the accident, marine region, weather conditions, visibility, date of the accident, damage of the ship or injury/death of a person and cause of the accident. Information that is collected for the persons injured on board of ships or in areas of port authorities, include the sex, the year of birth, the place of birth, the

citizenship, the marital status, the occupation, where exactly the accident occurred, the date of the accident, who was responsible for the accident, the cause of the accident, the direct impact of the accident, the type of body injury. Additionally, information is recorded regarding accidents and missing persons who entered the country illegally that is sent to ELSTAT by the Headquarters of Port Authorities, Ministry of Shipping and Island Policy.

References More information (tables, graphs) concerning the survey on maritime accidents of the Hellenic merchant ships can be found on the webpage of ELSTAT (www.statistics.gr), at the link: <https://www.statistics.gr/el/statistics/-/publication/SMA34>