

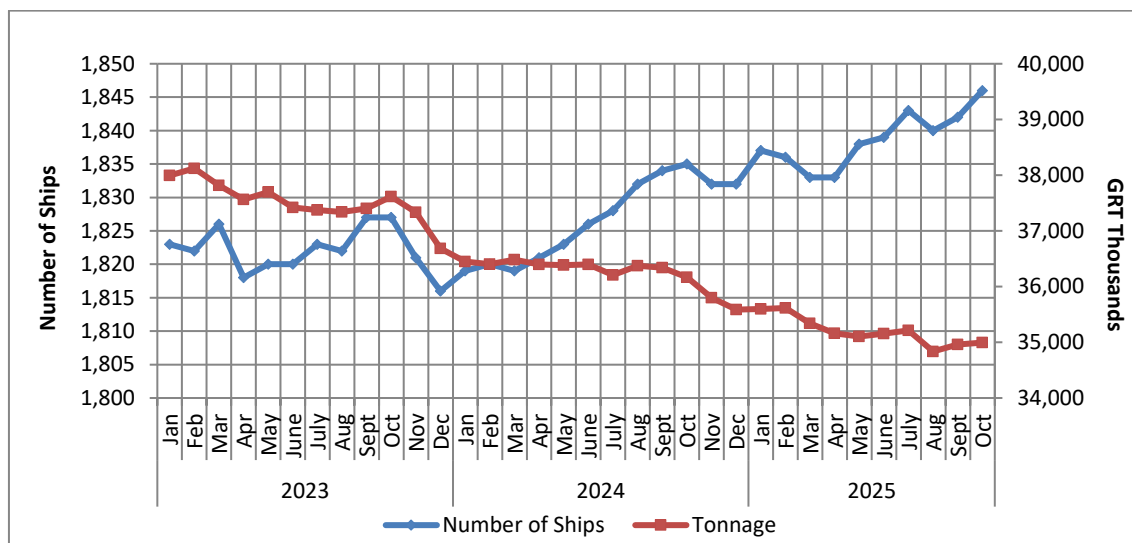


GREEK MERCHANT FLEET:
October 2025 (Provisional data)

The Hellenic Statistical Authority (ELSTAT) announces data on the Greek Merchant Fleet (for vessels of 100 GRT¹) for October 2025. Particularly:

- The Greek Merchant Fleet increased by 0.6% in October 2025 compared with October 2024. An increase of 0.4% was recorded in October 2024 compared with October 2023 (Table 1).
- The gross tonnage of the Greek Merchant Fleet, for vessels of 100 GRT and over, recorded a decrease of 3.2% in October 2025 compared with October 2024. A decrease of 3.9% was recorded in October 2024 compared with October 2023 (Table 1).

Graph 1: Greek Merchant ships of 100 GRT and over: January 2023 – October 2025



Information on methodological issues:

Division of Sectoral Statistics
Section of Transport Statistics
E. Kleftogianni

Tel : +30 213 135 3087 e-mail: e.kleftogianni@statistics.gr

Information for data provision:

Tel. +30 213 135 2022

e-mail: data.dissem@statistics.gr

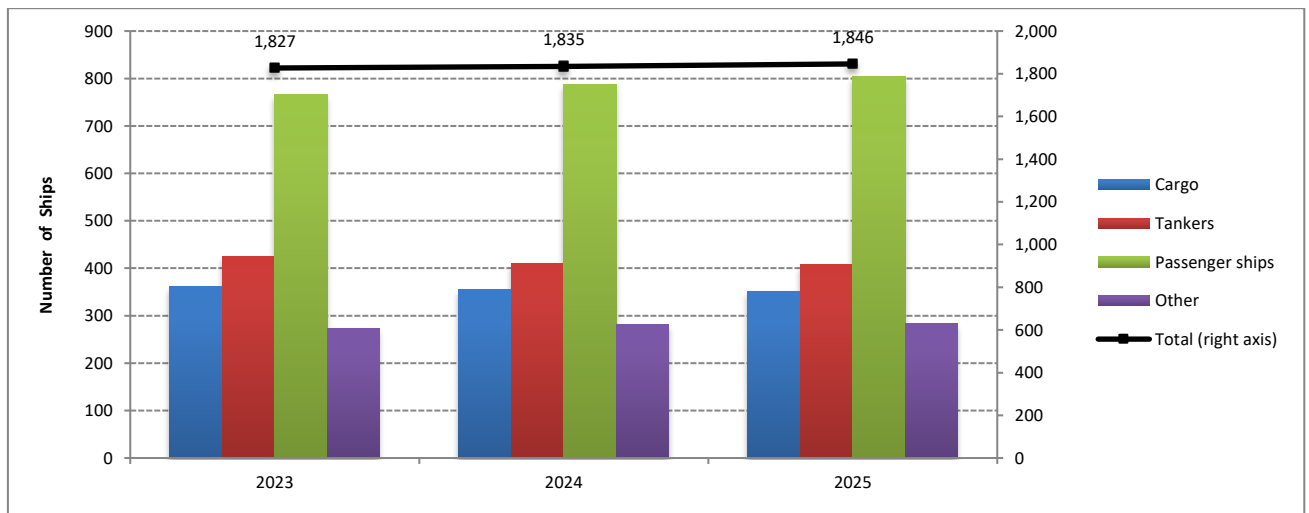
¹GRT: Gross Tonnage

Table 1: Number and tonnage of Greek Merchant ships of 100 GRT and over, by types of ships, October 2023 – 2025

October										
	2023*		2024		Change % 2024/2023		2025		Change % 2025/2024	
Types of ships	Number of Ships	Tonnage (GRT)	Number of Ships	Tonnage (GRT)	Number of Ships	Tonnage (GRT)	Number of Ships	Tonnage (GRT)	Number of Ships	Tonnage (GRT)
Total:	1,827	37,613,203	1,835	36,164,244	0.4	-3.9	1,846	34,992,040	0.6	-3.2
Cargo	362	10,472,202	356	9,820,035	-1.7	-6.2	352	9,400,273	-1.1	-4.3
Tankers	425	25,739,779	411	24,980,247	-3.3	-3.0	407	24,251,275	-1.0	-2.9
Passenger ships	767	1,257,951	787	1,220,968	2.6	-2.9	804	1,196,292	2.2	-2.0
Other	273	143,271	281	142,994	2.9	-0.2	283	144,200	0.7	0.8

*revised data

Graph 2a: Number of Greek Merchant ships of 100 GRT and over, by types of ships, October 2023 – 2025



Graph 2b: Tonnage of Greek Merchant Ships of 100 GRT and over, by types of ships, October 2023 – 2025

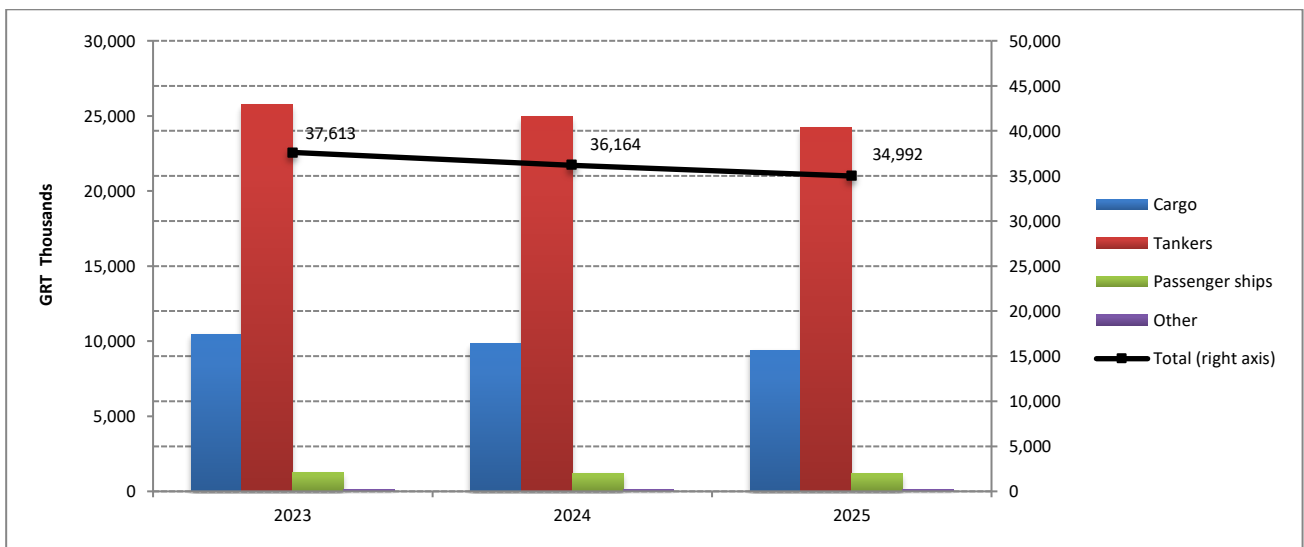


Table 2: Distribution of the Greek Merchant ships of 100 GRT and over, by tonnage groups, October 2023 – 2025

October										
	2023*		2024		Change % 2024/2023		2025		Change % 2025/2024	
Tonnage Groups	Number of Ships	Tonnage (GRT)	Number of Ships	Tonnage (GRT)	Number of Ships	Tonnage (GRT)	Number of Ships	Tonnage (GRT)	Number of Ships	Tonnage (GRT)
Total:	1,827	37,613,203	1,835	36,164,244	0.4	-3.9	1,846	34,992,040	0.6	-3.2
[100-500)	867	211,221	901	220,977	3.9	4.6	921	225,316	2.2	2.0
[500-3,000)	351	442,472	348	438,991	-0.9	-0.8	350	446,324	0.6	1.7
[3,000-7,000)	78	346,334	77	340,908	-1.3	-1.6	79	349,929	2.6	2.6
[7,000-10,000)	24	200,542	23	190,134	-4.2	-5.2	24	199,985	4.3	5.2
[10,000-20,000)	48	688,045	51	727,859	6.3	5.8	49	707,779	-3.9	-2.8
[20,000-30,000)	58	1,539,480	51	1,337,953	-12.1	-13.1	51	1,322,970	0.0	-1.1
[30,000+)	401	34,185,109	384	32,907,422	-4.2	-3.7	372	31,739,737	-3.1	-3.5

*revised data

Graph 3: Distribution of Greek Merchant ships of 100 GRT and over, by tonnage groups, October 2023 – 2025

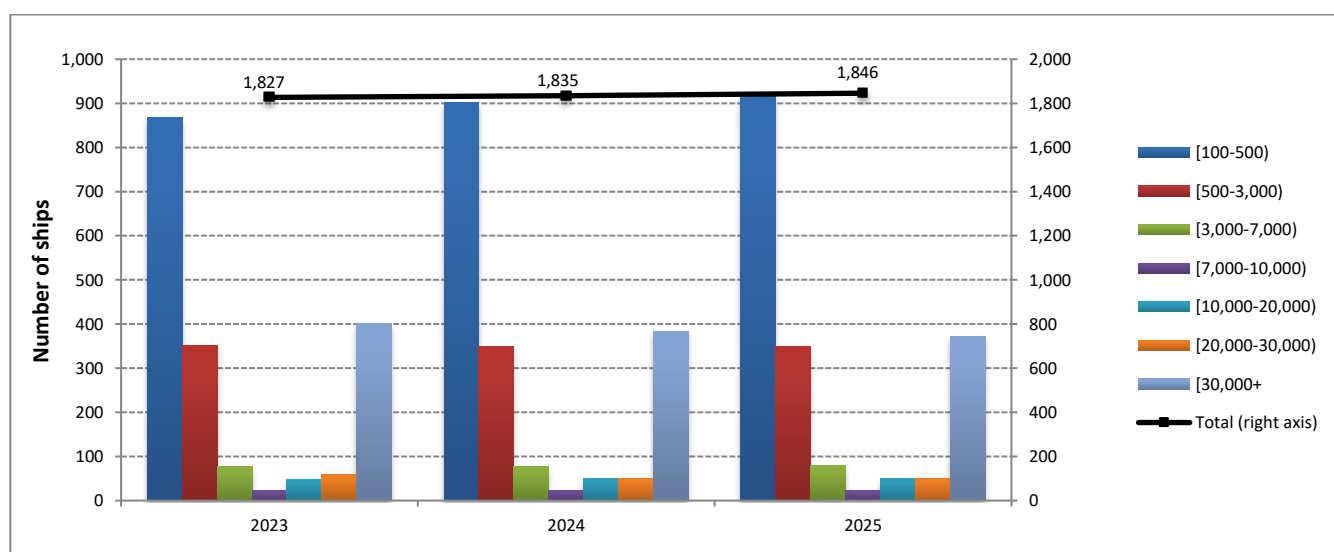
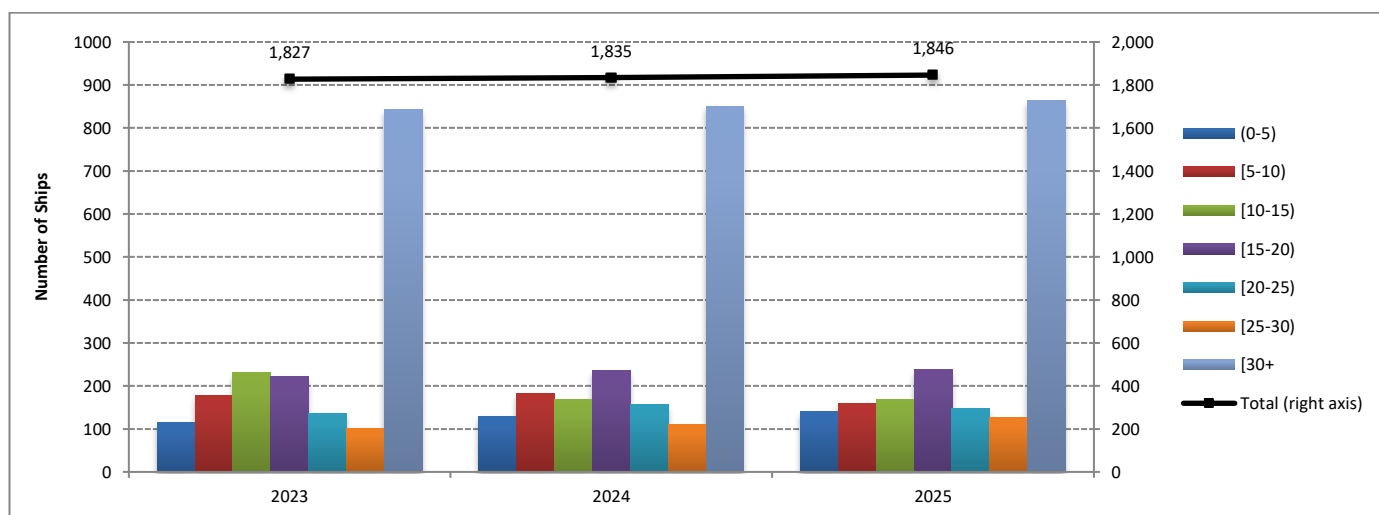


Table 3: Distribution of Greek Merchant ships of 100 GRT and over, by age groups, October 2023 – 2025

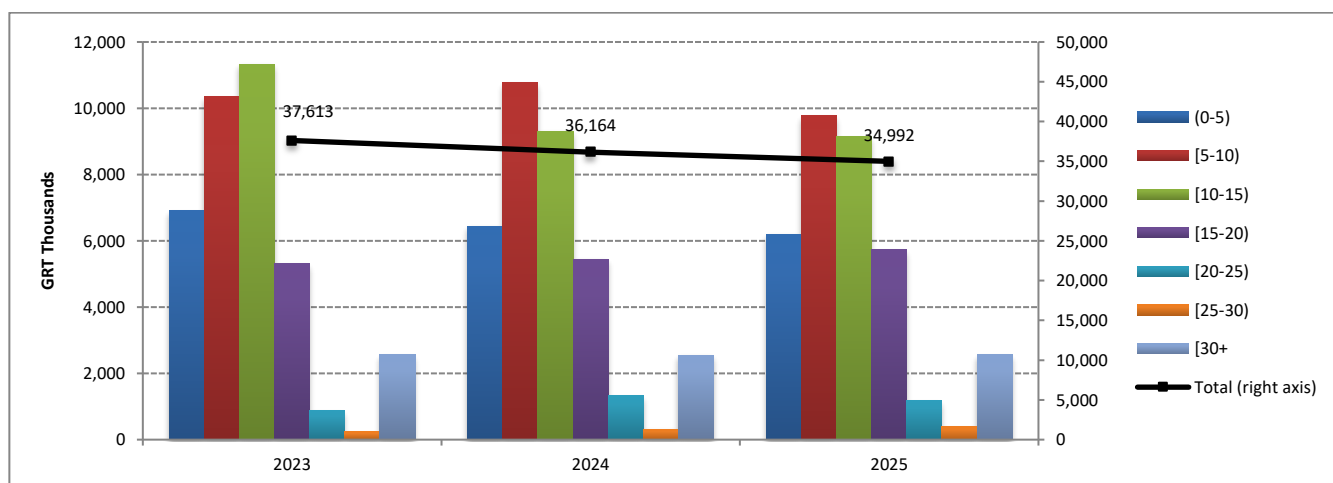
October										
	2023*		2024		Change % 2024/2023		2025		Change % 2025/2024	
Age Groups	Number of Ships	Tonnage (GRT)	Number of Ships	Tonnage (GRT)	Number of Ships	Tonnage (GRT)	Number of Ships	Tonnage (GRT)	Number of Ships	Tonnage (GRT)
Total:	1,827	37,613,203	1,835	36,164,244	0.4	-3.9	1,846	34,992,040	0.6	-3.2
(0-5)	116	6,913,990	130	6,444,040	12.1	-6.8	141	6,200,907	8.5	-3.8
[5-10)	177	10,360,729	183	10,764,364	3.4	3.9	160	9,767,406	-12.6	-9.3
[10-15)	231	11,333,340	169	9,310,077	-26.8	-17.9	168	9,149,715	-0.6	-1.7
[15-20)	221	5,314,019	235	5,448,320	6.3	2.5	239	5,731,704	1.7	5.2
[20-25)	137	878,816	157	1,327,101	14.6	51.0	148	1,187,986	-5.7	-10.5
[25-30)	102	241,796	110	320,988	7.8	32.8	127	384,530	15.5	19.8
[30+)	843	2,570,513	851	2,549,354	0.9	-0.8	863	2,569,792	1.4	0.8

*revised data

Graph 4a: Distribution of Greek Merchant ships 100 GRT and over, by age groups, October 2023 – 2025



Graph 4b: Tonnage of Greek Merchant ships of 100 GRT and over, by age groups, October 2023 – 2025



METHODOLOGICAL NOTES

Greek Merchant Fleet Survey	The Survey on the Greek Merchant Fleet is conducted on a monthly basis since 1964 without any major methodological changes ever since. The purpose of the survey is to fully record statistical data on the number and basic characteristics of the Greek merchant ships, thus depicting the evolution over the course of time of the Greek merchant fleet.
Legal Framework	The survey is conducted in compliance with the joint Ministerial Decision (No 6792/G-81/11-4-97), signed by the Minister of National Economy and the Minister of Mercantile Marine.
Reference Period	The results of the survey refer <u>to the end of October 2025</u> .
Coverage	The survey covers all domestic Port Authorities, as well as Greek Consular Port Authorities abroad, which keep ship registers. These Authorities have to send a report on a monthly basis to the Hellenic Statistical Authority (ELSTAT), pertaining to the changes in the Greek merchant ships registered in their ship registers.
Definitions	<p>Merchant ship: Seagoing self-propelled vessel, at least 10 GRT, designed for the carriage of goods, transport of passengers, for fishing, towing or specially fitted out for other commercial maritime activities.</p> <p>Greek merchant fleet: The total number of the merchant ships under Greek flag. The Greek flag carried by these ships means that all their maritime activities (subsidies for ship building, cargo limitations and other tax provisions) are governed by commercial and economic rules which are laid down by the respective Greek authorities.</p> <p>Gross Register Tonnage (GRT): Refers to the spaces within the hull and of the enclosed spaces above the deck which are available for carrying goods, food, passengers and crew, GRT is equal to the volume of 100 cubic feet or 2.83 m³.</p> <p>Net Register Tonnage (NRT): It is derived from the gross tonnage by deducting allowances in respect of spaces used for the crew, navigating and propelling machinery, fuel and water ballasts, and other spaces not used for passengers or cargo.</p> <p>Age of ship: indicated by the year of original construction of the hull or that of the hull containing the engine room.</p>
Methodology	<p>It is an exhaustive survey conducted by all domestic Port Authorities and Greek Consular Port Authorities abroad, which report to ELSTAT, on a monthly basis, on changes in the ships pertaining to: a) new registrations of ships in the ship registers, b) change in the name of a ship, c) change of ownership, d) transfers to or from a different port, e) deletion of a ship from a ship's register, f) final measurement – remeasurement of ships, g) replacement of the ship's engine.</p> <p>All these data, after being dully processed, are used to update, through a specially designed software application, the Official Register of Greek Merchant Ships. This Register is used for the production of monthly and annual statistical results.</p>
References	Further information (tables, charts) concerning the Survey on the Greek Merchant Fleet can be found on the webpage of ELSTAT (www.statistics.gr), under the link: https://www.statistics.gr/el/statistics/-/publication/SMA27