



HELLENIC REPUBLIC



MINISTRY OF ECONOMY AND FINANCE



**GENERAL SECRETARIAT OF
THE NATIONAL STATISTICAL SERVICE
OF GREECE**

Piraeus, 28 September 2006

PRESS RELEASE

Turnover indices in post-telecommunications, computer and related activities and other business activities^{1,2,3,4} (2005=100,0) Second quarter 2006

The Economic and Short-Term Indicators Division of the National Statistical Service of Greece publishes turnover indices in post-telecommunications, computer and related activities and other business activities for the 2nd quarter 2006, according to provisional results as follows:

□ Year on year growth rates

- The Turnover Index for Post-Telecommunications in the 2nd quarter 2006 as compared to the 2nd quarter 2005 increased by 7,3%.
- The Turnover Index for Computer and Related Activities in the 2nd quarter 2006 as compared to the 2nd quarter 2005 increased by 35,6 %.
- The Turnover Index for Other Business Activities in the 2nd quarter 2006 as compared to the 2nd quarter 2005 increased by 4,7 %.

¹ The turnover indices in post and telecommunications, computer and related activities and other business activities are new indices, with base year 2005=100,0 covering the period from 2005 onwards. The compilation and publication of these new indices is based upon the requirements of the Council Regulation (EC) No 1165/98 concerning short-term statistics as well as the amendment Regulation 1158/2005 of the European Parliament and Council amending the Council Regulation (EC) No 1165/98.

² The turnover index is an important business indicator. The objective of this index is to show the evolution of the market for services. Turnover comprises the totals invoiced (without VAT) by the observation unit during the reference period (quarter). This corresponds to the market sales of services supplied to third parties.

³ The turnover indices for post and telecommunications, computer and related activities and other business activities are compiled for: a) the NACE division 64(post and telecommunications) where are included post and courier activities and telecommunications b) the NACE division 72(computer and related activities) where are included hardware consultancy, software consultancy and supply, data processing, data base activities, maintenance and repair of office, accounting and computing machinery and other computer related activities, c) the NACE division 74(other business activities) where are included , legal, accounting, book-keeping and auditing activities, tax consultancy, market research and public opinion polling, business and management consultancy, holdings, architectural and engineering activities and related technical consultancy, technical testing and analysis, advertising, labour recruitment and provision of personnel, investigation and security activities, industrial cleaning and miscellaneous business activities n.e.c.

The survey for the compilation of the above indices includes a total of 408 sampled enterprises.

⁴ All figures in this release are based on data adjusted for working days. The data are provisional when first released. The data become final as soon as all gathered data become definite. More specifically the data released for the most recent quarter are provisional and are published together with revised data of the previous quarter.

□ **Quarter on quarter growth rates**

- The Turnover Index for Post-Telecommunications in the 2nd quarter 2006 as compared to the 1st quarter 2006 increased by 3,5%. A year earlier the quarterly rate of change was 0,2%.
- The Turnover Index for Computer and Related Activities in the 2nd quarter 2006 as compared to the 1st quarter 2006 increased by 16,9%. A year earlier the quarterly rate of change was –6,4%.
- The Turnover Index for Other Business Activities in the 2nd quarter 2006 as compared to the 1st quarter 2006 increased by 28,1%. A year earlier the quarterly rate of change was 19,7%.

Table 1
Year on year growth rates of the turnover indices
for post and telecommunications, computer and related activities
and other business activities
(working days adjusted series)
(2005=100,0)

	Index	Year on year growth rates (%)	Index	Year on year growth rates (%)	Index	Year on year growth rates (%)
2005 Q ₁	96,0	-	89,4	-	80,5**	-
Q ₂	96,2	-	83,6**	-	96,4**	-
Q ₃	105,4	-	88,5**	-	93,4**	-
Q ₄	102,5	-	138,5**	-	129,7**	-
Average	100,0	-	100,0	-	100,0	-
2006 Q ₁	99,7**	3,9**	97,0**	8,6**	78,8**	-2,2**
Q ₂	103,2	7,3*	113,4*	35,6*	100,9*	4,7*

*provisional data / ** revised data

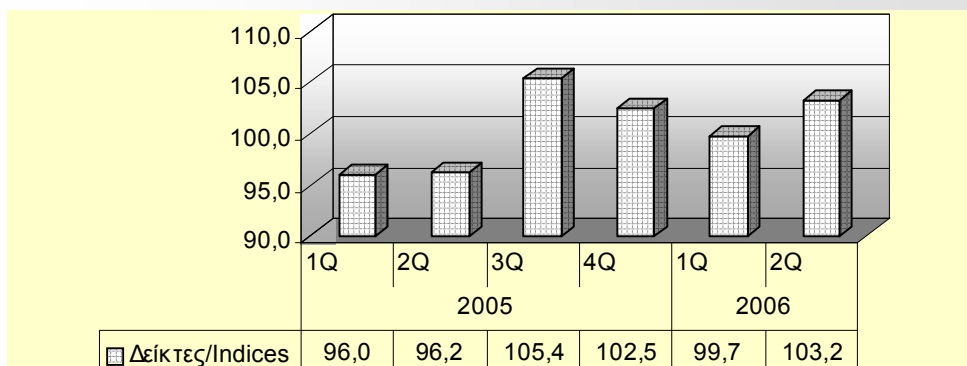
Table 2
Quarter on quarter growth rates of the turnover indices
for post and telecommunications, computer and related activities
and other business activities
(working days adjusted series)
(2005=100,0)

	Index	Quarter on quarter growth rates (%)	Index	Quarter on quarter growth rates (%)	Index	Quarter on quarter growth rates (%)
2005 Q ₁	96,0	-	89,4	-	80,5**	-
Q ₂	96,2	0,2	83,6**	-6,4**	96,4**	19,7**
Q ₃	105,4	9,6	88,5**	5,8**	93,4**	-3,1**
Q ₄	102,5	-2,7	138,5**	56,5**	129,7**	39,0**
Average	100,0		100,0		100,0	
2006 Q ₁	99,7**	-2,8**	97,0**	-30,0**	78,8**	-39,3**
Q ₂	103,2	3,5*	113,4*	16,9*	100,9*	28,1*

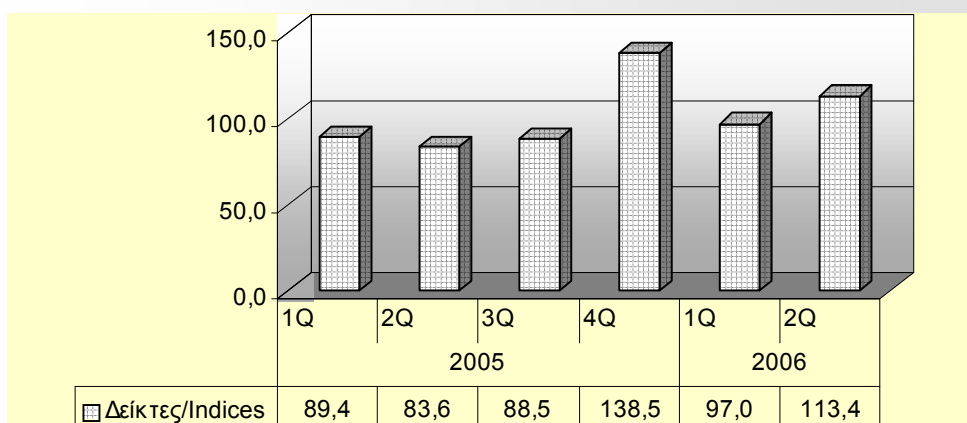
*provisional data/ ** revised data

DIAGRAMS

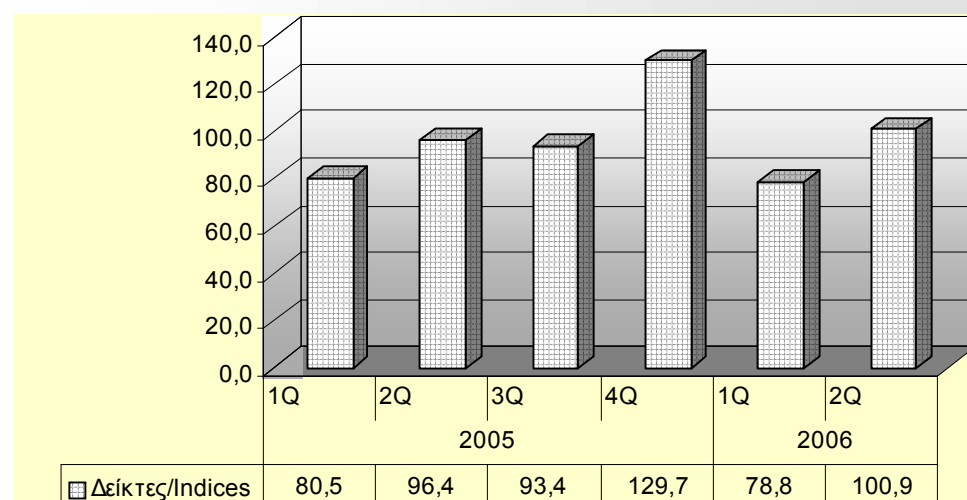
**Evolution of Turnover Index in Post and Telecommunications
(NACE Rev.1.1 Division 64)**



**Evolution of Turnover Index in Computer and Related Activities
(NACE Rev.1.1 Division 72)**



**Evolution of Turnover Index in Other Business Activities
(NACE rev.1.1 Division 74)**



For further information on data:
Maria Stavropoulou
Tel:0030 210 4852125
Fax:0030 210 4852724
e-mail : stavropm@statistics.gr