



HELLENIC REPUBLIC

HELLENIC STATISTICAL AUTHORITY

Piraeus, 30 March 2016

PRESS RELEASE

Maritime accidents on Greek merchant ships of 100 GRT and over, 2015

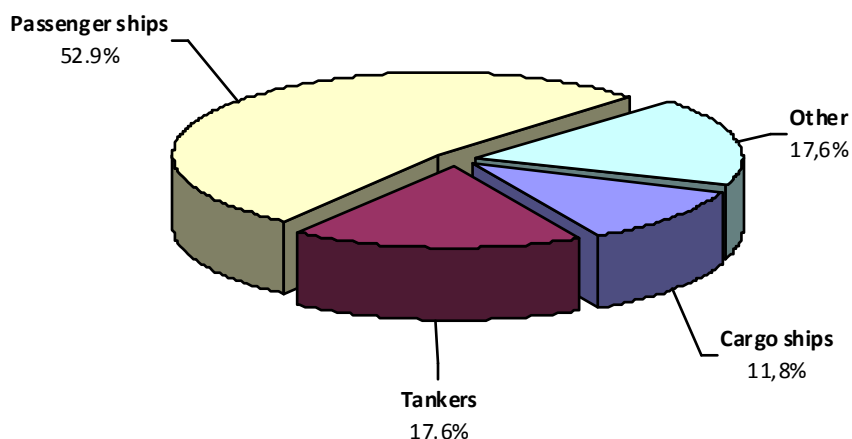
The Hellenic Statistical Authority (ELSTAT) announces the results of the survey on maritime accidents on Greek merchant ships of 100 GRT and over for the year 2015. According to the survey results, a total of 17 Greek merchant ships with total tonnage 58,311 GRT suffered an accident during 2015, representing 0.93% of the Greek merchant fleet and 0.13% of the total tonnage (Table1).

The majority of the above 17 ships that suffered an accident were passenger ships (Table 1). As regards casualties, 14 out of these 17 accidents caused a casualty to the ship -5 accidents resulting to the ship being run aground without significant damage- 4 accidents resulted to loss or damage of transported goods greater than $\frac{1}{4}$, while no loss of life or severe injury was caused by these accidents (Table 3).

The majority of ships (8 ships) involved in an accident were older than 30 years of age and 4 ships were 15-20 years old (Table 4).

The majority of accidents occurred to low tonnage ships, under 3,000 GRT. More specifically, 5 accidents occurred to ships of 100 – 500 GRT, 5 accidents to ships of 5,000 – 1,600 GRT and 4 accidents to ships of 1,600 – 3,000 GRT (Table 5).

Category of merchant ships suffering an accident



Information:
Division of Trade and Services Statistics
Shipping Statistics Section
Information: Kostas Papandreou
Tel.: +30 213 135 2187
Fax: +30 213 135 3059
email : k.papandreou@statistics.gr

Table 1. Greek merchant ships of 100 GRT and over, suffering a maritime accident, by ship category: 2015

Category of ships	Greek merchant fleet		Merchant ships suffering an accident		Percentage (%)	
	Number of ships	GRT	Number of ships	GRT	Number of ships	GRT
Total	1,831	44,280,731	17	58,311	0.93	0.13
Cargo ships	470	14,973,825	2	1,344	0.42	0.01
Tankers	522	27,894,317	3	31,191	0.57	0.11
Passenger ships	604	1,343,645	9	23,994	1.49	1.79
Other ⁽¹⁾	235	68,944	3	1,782	1.28	2.58

(1) I.e.: towage, salvage, cable ships, fishing-boats, etc.

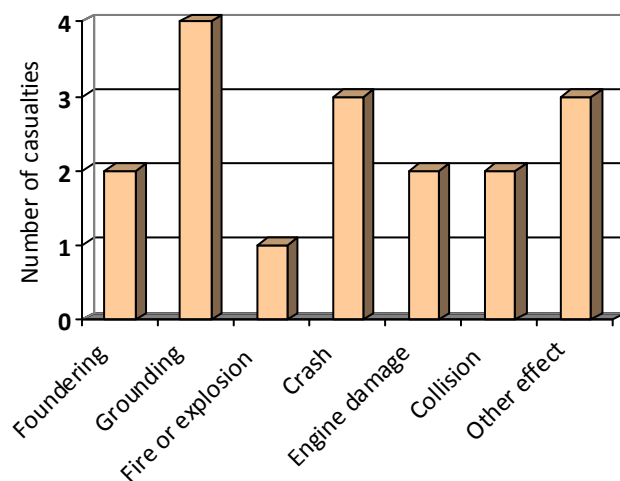
Table 2. Maritime accidents on Greek merchant ships of 100 GRT and over, by cause of the accident: 2013-2015

	2015		2014		2013	
	Number of Ships	Tonnage GRT	Number of Ships	Tonnage GRT	Number of Ships	Tonnage GRT
Total	17	58.311	18	113.654	2	2.039
Foundering ⁽¹⁾	2	1.621	1	398	0	0
Grounding	4	10.852	6	85.300	1	1.494
Fire or explosion	1	433	3	2.177	0	0
Crash	3	13.384	2	2.818	1	545
Engine damage ⁽²⁾	2	28.523	5	17.975	0	0
Collision	2	406	1	4.986	0	0
Other cause	3	3.092	0	0	0	0

(1) Including abrupt foundering of unidentified cause.

(2) Including damage of propeller or boiler.

Graph 1. Cause of maritime accident : 2015



Graph 2. Effect of the accident : 2015

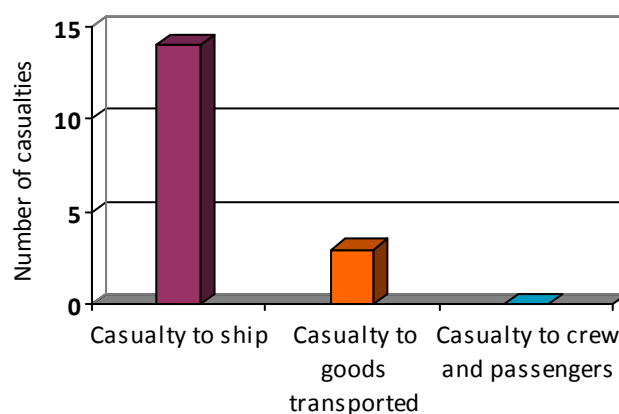


Table 3: Maritime accidents on Greek merchant ships of 100 GRT and over, by effect of casualty: 2013-2015

Effect of casualty ⁽¹⁾	2015	2014	2013
Total	17	18	2
Casualty to ship	14	17	2
Approved lost	2	1	0
Reckoned lost	1	5	0
Deserted to insurers	0	2	1
Definitely deserted by the crew	0	0	0
Continually ungoverned due to serious damage	2	3	0
Run aground without serious damage	5	6	1
Temporarily deserted by the crew	4	0	0
Casualty to goods transported	3	1	0
Loss or damage of transported goods by the ¼ at least	3	1	0
Casualty to crew and passengers	0	0	0
Dead or seriously wounded	0	0	0

(1) As provided by article 1 of the DL 712/70.

Table 4: Distribution of Greek merchant ships 100 GRT and over, suffering a maritime accident, by age group: 2013-2015

Age groups (years)	2015	2014	2013
Total	17	18	2
<5	0	3	1
5-10	0	0	0
10-15	1	1	0
15-20	4	0	0
20-25	1	0	0
25-30	3	3	0
30+	8	11	1

Table 5: Distribution of Greek merchant ships 100 GRT and over, suffering a maritime accident, by tonnage group: 2013-2015

Tonnage groups	2015	2014	2013
Total	17	18	2
100-500	5	7	0
500-1600	5	1	2
1600-3000	4	4	0
3000-5000	0	2	0
5000-8000	1	0	0
8000-10000	1	1	0
10000+	1	3	0

EXPLANATORY NOTES

Survey on shipping casualties	The survey on maritime accidents on Greek merchant ships 100 GRT and over is conducted since 1975 on an annual basis. The purpose of the survey is to fully record maritime accidents of Greek merchant ships 100 GRT and over, which took place during the journey or during the ship's entering the port or uploading of cargo.
Legal framework	The survey is conducted pursuant to the provisions of the Permanent Circular No 1 of the Ministry of Economy and Finance and ΓΓ ΕΣΥΕ dated 16/1/1975, which was replaced by the Permanent Joint Circular dated 15/4/1998, with retroactive effect since 1/1/1998.
Reference Period	The results of the survey refer to the end of the year.
Coverage	The survey covers the maritime accidents of Greek merchant ships of 100 GRT and over that were recorded by the domestic port authorities. Maritime accidents of Greek merchant ships that occurred abroad were recorded by the corresponding consulates and sent to the port authority of Piraeus.
Definitions	<p>Merchant ship: Seagoing self-propelled vessel, of at least ten NRT, designed for the carriage of goods, transport of passengers, for fishing, towing or especially fitted out for other maritime activities.</p> <p>Greek merchant fleet: The total number of the merchant ships registered in Greece, which belong to natural or legal persons residing on the Greek territory. The Greek flag carried by these ships means that all their maritime activities (subsidies for ship building, cargo limitations and other tax provisions) are governed by commercial and economic rules which are laid down by the respective Greek authorities.</p> <p>Gross Register Tonnage (GRT): unit of measurement of the total volume in cubic feet of the spaces within the hull and of the enclosed spaces above the deck which are available for carrying goods, food, passengers and crew. It equals to the volume of 100 cubic feet or 2.83 m³.</p> <p>Net Register Tonnage (GRT): unit of measurement that results from Gross Register Tonnage after deducting volume of spaces used by the crew, navigational instrument, engines, and the volume of other spaces not used by passengers or freight.</p> <p>Real Total Loss of Ship: Refers to ship that is proven to be totally destroyed or lost and results to being erased from of the Greek merchant ships fleet</p> <p>Imputed Total loss: refers to a ship that is abandoned because either its real loss is deemed inevitable or its retrieval or repair costs more than its value</p>
Methodology	The domestic port authorities report to ELSTAT information about the maritime accidents of Greek merchant ships 100 GRT and over. The information includes the name of ship, tonnage group, registration port, ship's category, whether it was loaded or in ballast, whether the accident was caused by intention or negligence, personal data of the person responsible for the accident, marine region, weather conditions, visibility, date of the accident, damage of the ship or injury/death of a person, cause of the accident.
References	Further information (tables, graphs) concerning the survey on maritime accidents of the Hellenic merchant ships can be found on the webpage of ELSTAT (www.statistics.gr), at the link: «Industry, Trade, Services, Transport > Transport > Shipping > Marine accidents > Maritime accidents of the Hellenic merchant ships, 100 GRT and over ».