



HELLENIC REPUBLIC
MINISTRY OF ECONOMICS



**GENERAL SECRETARIAT OF
THE NATIONAL STATISTICAL
SERVICE OF GREECE**

Piraeus, 8 - 2 - 2010

PRESS RELEASE

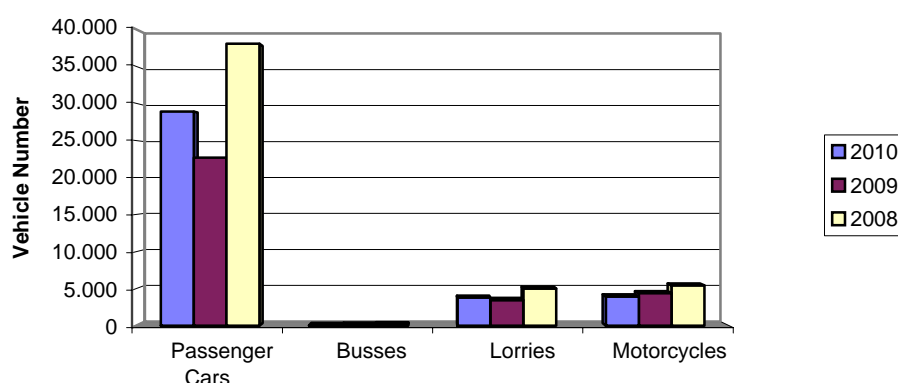
A 24,9% increase in new road motor cars licences in January 2010

Issuing of Vehicle Circulation Licences : January 2010

The General Secretariat of the National Statistical Service of Greece announces that during January 2010, 32.765 road motor cars (both new and used abroad) were put into circulation for the first time, representing an increase of 24,9% compared to the corresponding period of 2009. A decrease of 39,3% had been observed during the period of January 2009, compared to the one of 2008.

Furthermore, the circulation of new motorcycles (above 50cc) during January 2010 amounted in 3.957, against 4.407 in 2009 representing a 10,2% decrease. A decrease of 19,2% had been observed during January 2009 compared to the corresponding one of 2008.

**Comparison between new vehicle circulation licences:
January 2008 - 2010**



Information:

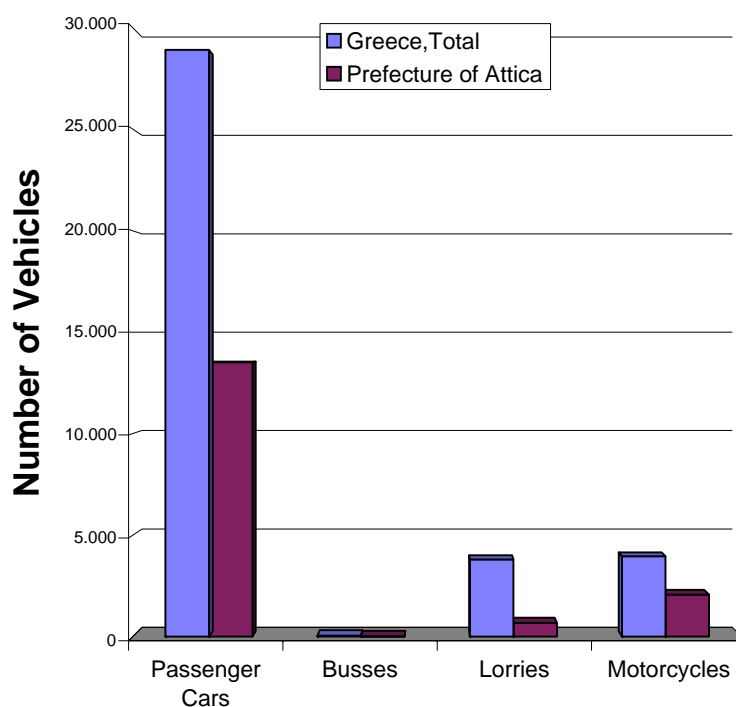
Division on Statistics on Trade and Services
Section of Transport, Communications and Mass Media

Konstantinos Menexes
Telephone : (0030) 210 4852500
FAX : (0030) 210 4852496
e-mail : menexesk@statistics.gr

**Table 1. Road motor vehicles, both new and used, put into circulation for the first time in Greece :
January 2008 - 2010**

Category of Road Motor Vehicles	January						Change (%)			
	2010		2009		2008		2010/2009		2009/2008	
	Total	Used	Total	Used	Total	Used	Total	Used	Total	Used
Greece,total										
Road Motor Vehicles,total	36.722	4.697	30.631	4.413	48.680	7.387	19,9	6,4	-37,1	-40,3
1. Road motor cars	32.765	4.539	26.224	4.253	43.226	7.148	24,9	6,7	-39,3	-40,5
Passenger Cars	28.911	2.326	22.657	2.428	38.052	4.560	27,6	-4,2	-40,5	-46,8
Busses	50	42	91	63	139	44	-45,1	-33,3	-34,5	43,2
Lorries	3.804	2.171	3.476	1.762	5.035	2.544	9,4	23,2	-31,0	-30,7
2. Motorcycles > 50 cc	3.957	158	4.407	160	5.454	239	-10,2	-1,3	-19,2	-33,1
Prefecture of Attica										
Road Motor Vehicles,total	16.290	962	13.825	1.029	21.547	1.968	17,8	-6,5	-35,8	-47,7
1. Road motor cars	14.217	890	11.674	974	18.881	1.888	21,8	-8,6	-38,2	-48,4
Passenger Cars	13.517	674	11.017	742	17.911	1.493	22,7	-9,2	-38,5	-50,3
Busses	16	8	24	14	66	12	-33,3	-42,9	-63,6	16,7
Lorries	684	208	633	218	904	383	8,1	-4,6	-30,0	-43,1
2. Motorcycles > 50 cc	2.073	72	2.151	55	2.666	80	-3,6	30,9	-19,3	-31,3

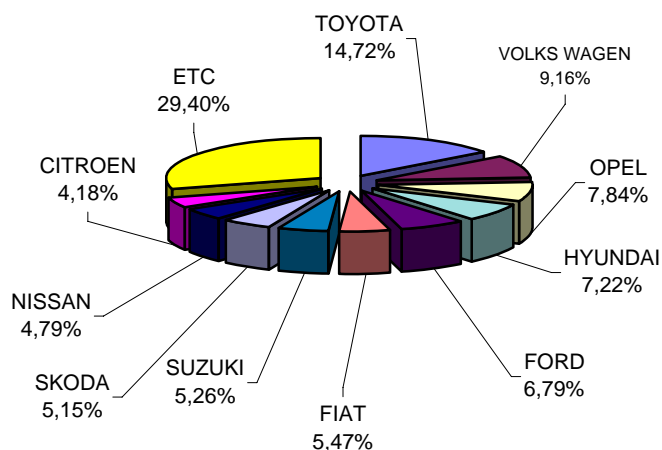
Graph 1. New registrations of Vehicles : January 2010



**Table 2. Sales of new and used passenger cars per make :
January 2010**

Makes	Passenger cars	
	January	
	new	used
ALFA ROMEO	184	
AUDI	545	12
AUTOCARABANS - RI	-	
B.M.W.	589	29
BUICK	-	
CADILLAC	1	
CHEVROLET	448	
CHEVROLET (GENER.	2	
CHONGQI	2	
CHRYSLER	110	1
CITROEN	1.111	1
DACIA	70	
DAEWOO	-	
DAIHATSU	534	2
DODGE	79	
FERRARI	1	
FIAT	1.455	4
FIAT AUTO SPA	3	
FORD	1.806	5
GENERAL MOTORS	-	
HONDA	565	5
HONGXING	12	
HUMMER	11	
HYUNDAI	1.920	1
JACK INTERNATIO	4	
JAGUAR	4	
KIA	628	
LADA	10	.
LAMBORGHINI	1	1
LANCIA	96	1
LAND ROVER	4	15
MASERATI	1	2
MAZDA	439	19
MERCEDES	206	758
MITSUBISHI	426	17
NISSAN	1.274	24
OPEL	2.084	124
PEUGEOT	865	29
PORSCHE	23	10
RENAULT	523	20
SAAB	39	13
SATURN	-	1
SEAT	919	21
SKODA	1.369	17
SMART	148	231
SSANGYONG	15	1
SUBARU	133	9
SUZUKI	1.399	90
TOYOTA	3.914	109
VOLKS WAGEN	2.436	130
VOLVO	177	9
TOTAL	26.585	2.326

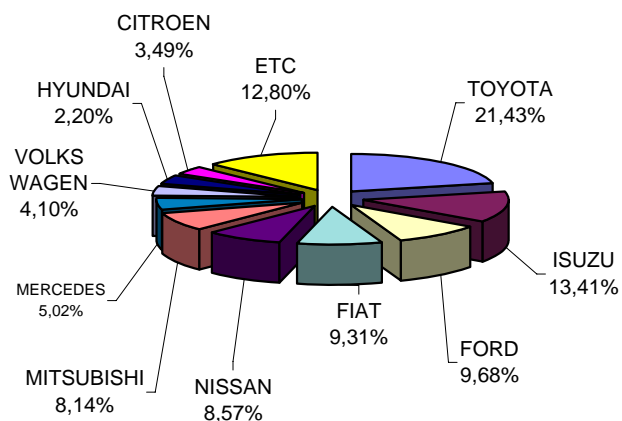
**Graph 2. Sales of new passenger cars:
January 2010**



**Table 3. Sales of new and used lorries per make:
January 2010**

Makes	Lorries	
	January	
	new	used
CHEVROLET	-	2
CHONGQI	3	
CHRYSLER	-	1
CITROEN	57	16
DACIA	66	1
DAF	9	32
DAIHATSU	-	3
DODGE	-	1
FIAT	152	55
FIAT-IVECO	2	6
FORD	158	175
HONDA	-	1
HYUNDAI	-	3
ISUZU	219	26
IVECO MAGIRUS	2	3
IVECO SPA	5	5
KIA	-	1
MAN	14	94
MAZDA	44	50
MERCEDES	82	563
mitsubishi	133	244
NISSAN	140	201
OPEL	50	102
PEUGEOT	29	8
PFAU	-	2
PIAGGIO	16	7
RENAULT	8	45
SCANIA	9	40
SEAT	-	4
SKODA	1	41
SOVAB	-	1
SSANGYONG	2	1
SUZUKI	-	7
TOYOTA	350	154
VOLKS WAGEN	67	198
VOLVO	15	78
TOTAL	1.633	2.171

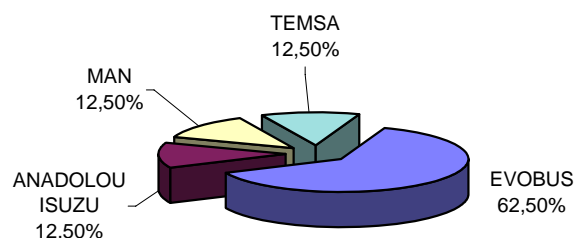
Graph 3. Sales of new lorries: January 2010



**Table 4. Sales of new and used busses per make :
January and January 2010**

Makes	Busses	
	January	
	new	used
ANADOLU ISUZU	1	-
BOVA	-	3
EVOBUS	5	8
G.AUWARTER	-	1
KUTSENITS-HORNSTEIN	-	1
LEOMAR	-	1
MAN	1	4
MERCEDES	-	16
NEOPLAN	-	1
RENAULT	-	1
SCANIA	-	1
SETRA	-	1
TEMSA	1	-
TROEGMOLLER	-	3
VAN HOOL	-	1
TOTAL	8	42

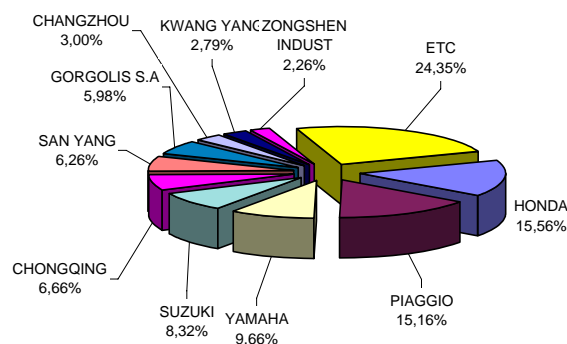
Graph 4. Sales of new busses : January 2010



**Table 5. Sales of new and used motorcycles per make:
January 2010**

Makes	Motorcycles	
	January	
	new	used
AEON MOTOR	5	-
AIE MOTOR	1	-
AMSTRONG	8	-
APRILIA	2	1
ARCTIC CAT AG	-	2
B.M.W.	61	20
BENZHO VEHICLE	2	-
BMW	20	4
BOMBARDIER INC.	5	-
BOXER S.R.L	1	-
BUELL MOTORCYCL	3	-
BUYANG GROUP CO FA - G300	3	-
CCM MOTORCYCLES	-	1
CHANGZHOU	114	-
CHINA JIALING	8	-
CHONGQING	253	1
CHUNFENG	9	-
CINA ENGINE CORPORATION	2	-
CIXI KINGRING	4	-
CPI MOTOR CO	1	-
DAELIM	23	2
DRESEL MCT	4	-
DUCATI	13	3
GAMAX MOTO CORPORATION	1	-
GAS GAS	2	-
GORGOLIS S.A	227	1
GUANGZHOU	81	2
HARLEY DAVIDSON	29	7
HERCHEE INDUSTR	2	-
HONDA	591	27
HYOSUNG MOTORS	3	-
JIANGMEN	6	-
JIANGMEN SINO-H	2	-
JIANGSU	18	-
JI-EE INDUSTRY	2	-
JINAN QINGQI	27	-
JONWAY	5	-
K.L. S.P.A	80	-
K.T.M	26	4
KAWASAKI	80	17
KEEWAY	3	-
KWANG YANG	106	3
LIFAN INDUSTRY	3	-
LML LIMITED (E STAR DELUXE, V	3	-
LONCIN GROUP	2	1
MALAGUTI SPA	1	-
MBK INDUSTRIE	33	-
MOTIVE POWER	1	-
MOTO GUZZI	2	1
MOTO MORINI	1	-
MOTO SPA	13	2
MOTO ST	-	2
MV AGUSTA	7	2
NACIONAL MOTOR	19	-
NEW FORCE MOTOR	1	-
NINGBO LONGJIA	1	-
PEUGEOT	15	1
PIAGGIO	576	4
ROYAL ENFIELD	1	-
S&T MOTORS CO L	1	-
SAN YANG	238	-
SHANGAI HONLIN	2	-
SHANGHAI JIALIN	7	-
SHANGHAI JMSTAR	1	-
SHANGHAI SHENKE	4	-
SKY TEAM	9	-
SUZUKI	316	18
TAIWAN GOLDEN B	1	-
TAIWAN JET POWE	-	1
TAIZHOU	60	-
TRIUMPH	39	1
UNIVERSAL	1	-
WUXI FUTONG	1	-
XIAMEN XIASHING	70	-
YAMAHA	367	30
ZENGCHENG HAILI	5	-
ZHEJIANG	74	-
ZHONGSHAN GUOCH	2	-
ZHUZHOU JIANSHE	3	-
ZONGSHEN INDUST	86	-
TOTAL	3.799	158

Graph 5. Sales of new motorcycles: January 2010



EXPLANATORY NOTES

Research of issuing new vehicle circulation licence	The research of vehicles is a census one. The released data are based on the make and the type of the vehicle on a country level. The primary data derive from the Department of Informatics of The Ministry of Transport and Communications and arise from the issuing of new licences of circulation of vehicles. Research data exclude vehicles that move on rails, trolley - busses, agricultural tractors and machinery. Equally, all vehicles of Armed Forces, Police, Fire Brigade, State Services, Diplomatic Body, Foreign Missions, and Invalids of Wars as well as motorcycles under 50 cc are excluded.
Legal basis	D.L 3627/56, L. 2392/96
Reference Date	January 2010
Cover	The edition of monthly data is based on the records held by The Ministry of Transport and Communications which include all the monthly changes observed at vehicle registration licences on country level.
Definitions	Automobile vehicle is any vehicle that, independently of the number of wheels, is moved by a motor and is intended to transport persons or things or both of them, either by the same single vehicle or by a trailer carried by the main motor vehicle. New vehicle is any vehicle that is registered for the first time during the corresponding month in Greece and has not been put into circulation in any other country. Used - abroad vehicle is any vehicle that is registered for the first time in Greece and has been imported as used from abroad.
Methodology	Census Survey
Cross - References	Extensive information (graphs, tables) concerning the research of issuing new vehicle circulation licences can be retrieved from NSSG's web page www.statistics.gr , following the link "Statistical Themes > Transport > Vehicles > Vehicle > Vehicle Licencing - Vehicle Fleet"