



PRESS RELEASE

ACTIVITIES OF STATE MUNICIPAL THEATRES AND ORCHESTRAS, 2017

The Hellenic Statistical Authority (ELSTAT) announces a Press Release presenting the data of the Survey on the Activities of State Municipal Theatres and Orchestras for the period 2007- 2017¹.

The Survey on the Activities of State Municipal Theatres and Orchestras is a yearly census survey. The survey collects data pertaining to the type of the artistic shows (ancient Greek drama, classical drama and contemporary drama plays, opera, concerts, etc.), as well as to the number of plays, performances and spectators, by type of show, in state municipal theatres and orchestras. On the basis of the available data from the survey conducted in 2017 but also from the surveys during the last ten years, the following are observed:

- As regards the activities that took place in 2017 in comparison with 2016, an increase of 8.7% is recorded in the number of plays, an increase of 4.4% is observed in the number of performances and decrease of 4.0% in the number of spectators (Table 1, Graph 1).
- As regards the number of spectators in State Municipal Theatres and Orchestras, it is observed that in winter season, the largest number of spectators is recorded for “concerts” (280,190), “children’s theatre” (269,468), and “classical theatre” (173,627). Moreover, during the summer season the biggest number of spectators is recorded for “concerts” (301,926), “ancient Greek drama plays” (171,216) and “opera” (74,895) (Table 2, Graph 2 and 3).
- The total amount of subsidies paid to State Municipal Theatres and Orchestras in 2017 compared with 2016 increased by 5,548,862 euro (Table 4, Graph 4).

Moreover, there are tables presenting data concerning the capacity of the theatre halls (number of seats, surface area of the halls, stages, dressing rooms and foyers), as well as data on the personnel (performers, technical staff, theatre users, etc.) (Table 3 and 5, Graph 5).

Table 1. Activities of State Municipal Theatres and Orchestras (2015 and 2016)

	2016	2017	change 2017/2016
Number of plays	3,106	3,376	8.7%
Number of performances	6,950	7,257	4.4%
Number of spectators	2,701,751	2,594,332	-4.0%

Information:

Division of Social Statistics
Section of Culture and Sports Statistics
Argyri Pateraki
tel: +30 213 1352129
e-mail: ar.pateraki@statistics.gr

¹ The reference year of the survey refers to the “theatrical year” which begins on 1st October of year t-1 and ends in September of the next year (year t).

Graph 1. Activities of State Municipal Theatres and Orchestras, 2007-2017

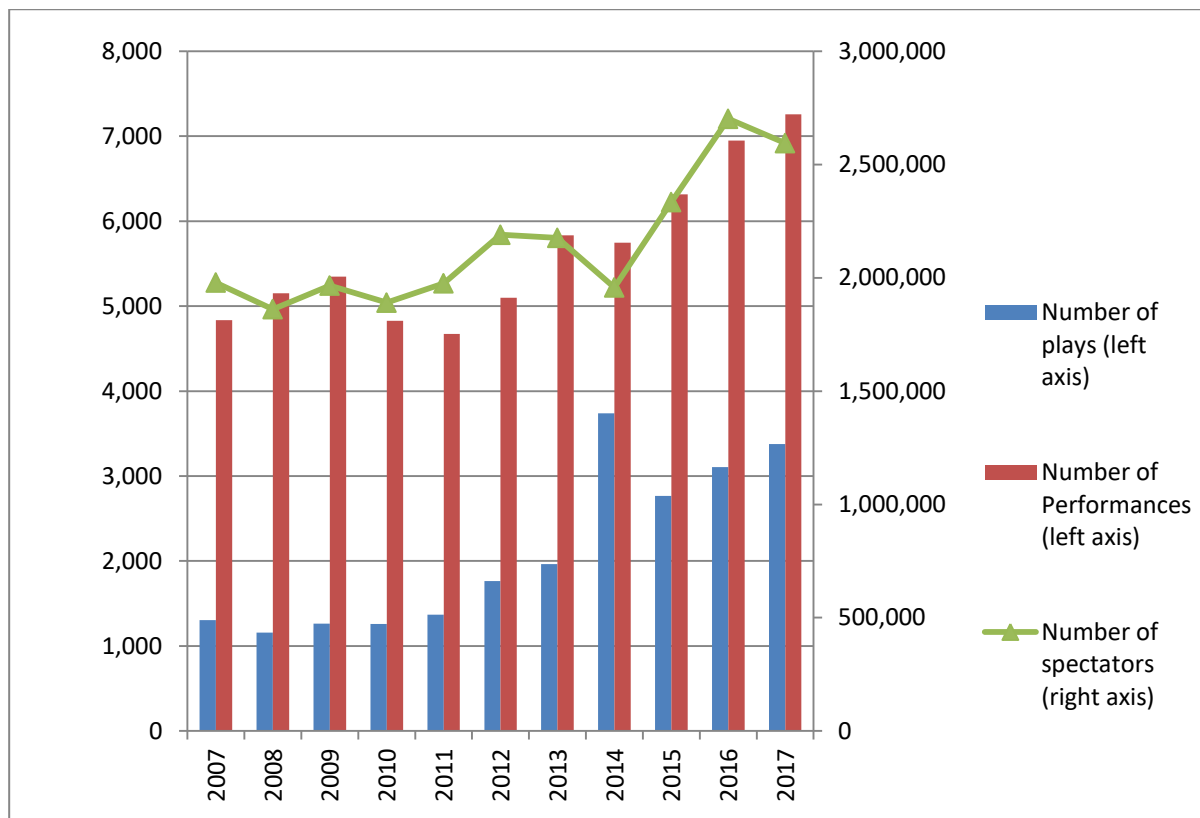
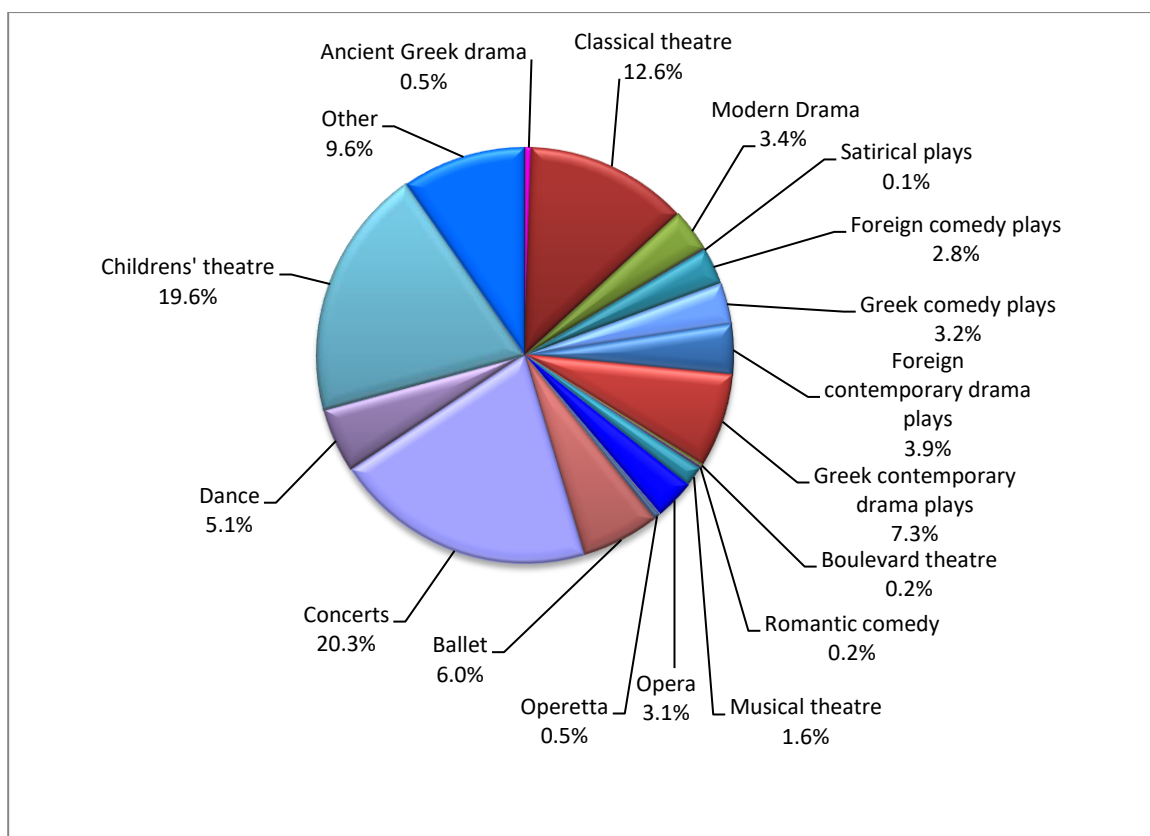


Table 2. Activities of State Municipal Theatres and Orchestras, by type of show and period, 2017

Type of show	WINTER SEASON			SUMMER SEASON		
	Number of plays	Number of Performances	Number of spectators	Number of plays	Number of Performances	Number of spectators
Ancient Greek drama	17	29	7,184	80	106	171,216
Classical theatre	94	503	173,627	115	170	71,797
Modern Drama	16	235	46,386	16	21	9,780
Satirical plays	4	6	1,477	4	54	9,936
Foreign comedy plays	21	182	38,821	42	101	50,437
Greek comedy plays	96	255	44,759	93	184	65,738
Foreign contemporary drama plays	13	290	53,166	22	43	10,783
Greek contemporary drama plays	47	555	100,133	30	41	21,768
Boulevard theatre	4	22	2,131	4	4	7,000
Romantic comedy	13	17	2,957	0	0	0
Musical theatre	16	56	21,572	18	20	19,107
Opera	42	70	42,567	15	28	74,895
Operetta	8	14	7,393	11	13	15,434
Ballet	97	142	82,873	29	37	61,152
Concerts	493	525	280,190	334	345	301,926
Dance	115	202	69,943	113	130	69,609
Childrens' theatre	244	1,197	269,468	144	142	59,538
Other	628	994	132,852	338	524	196,717

Graph 2. Activities of State Municipal Theatres and Orchestras by type of show, 2017
(Winter season)



Graph 3. Activities of State Municipal Theatres and Orchestras by type of show, 2017
(Summer season)

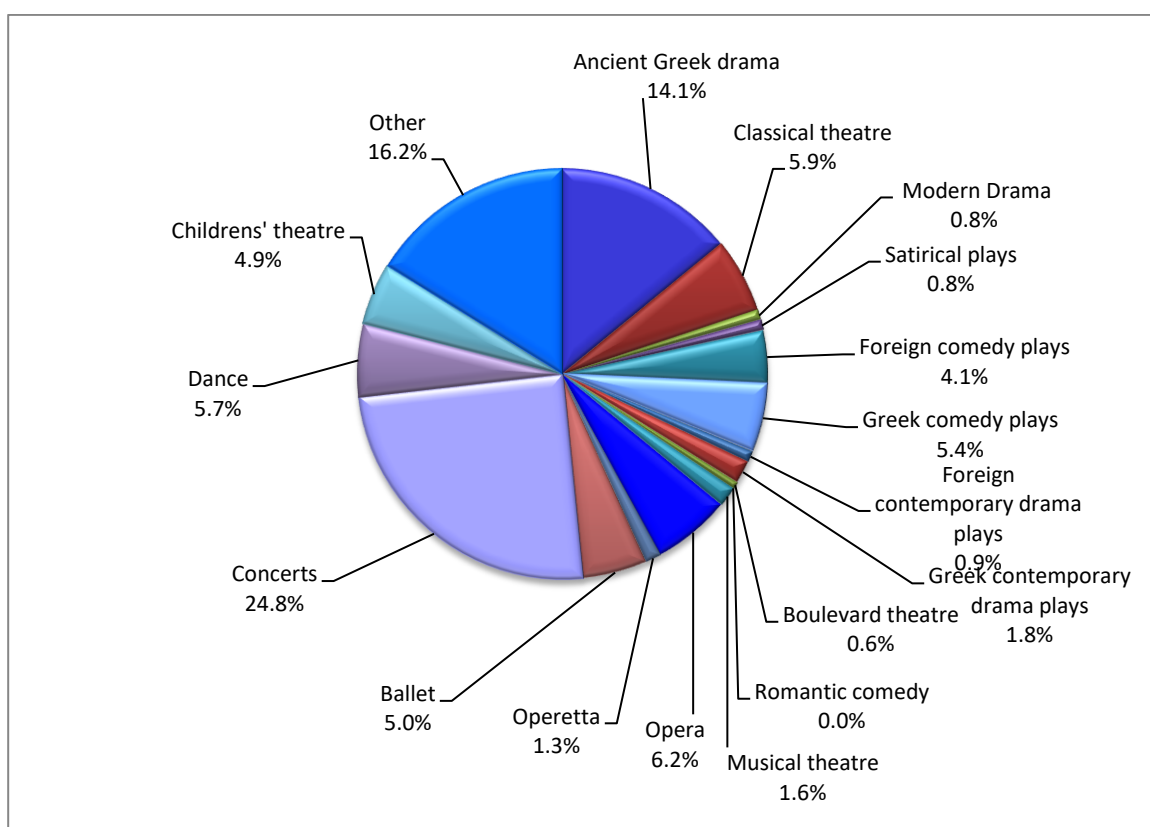


Table 3. Capacity of the facilities of State Municipal Theatres and Orchestras, 2017

Number of seats	98,201
Surface area of halls (m²)	62,395
Surface area of stages (m²)	16,294
Surface area of dressing rooms (m²)	11,009
Surface area of foyers (m²)	21,712

Table 4, Subsidies paid to State Municipal Theatres and Orchestras, 2007-2017

Year	Amount of subsidies (euro)
2007	54,673,197 €
2008	89,075,326 €
2009	55,573,772 €
2010	47,618,706 €
2011	42,859,416 €
2012	42,825,618 €
2013	54,730,305 €
2014	30,048,360 €
2015	30,801,600 €
2016	35,788,267 €
2017	41,337,129 €

Graph 4. Subsidies paid to State Municipal Theatres and Orchestras, 2007-2017

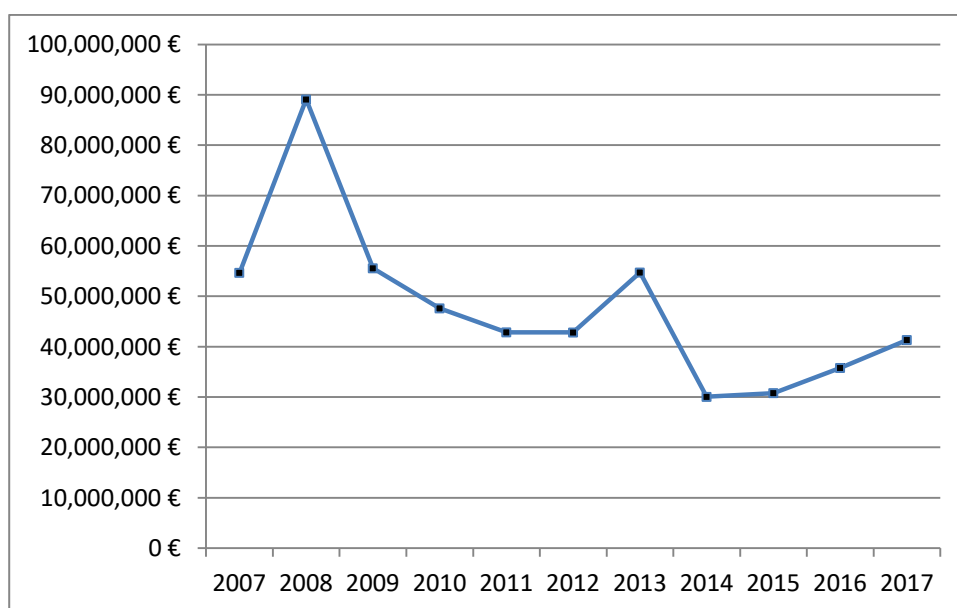
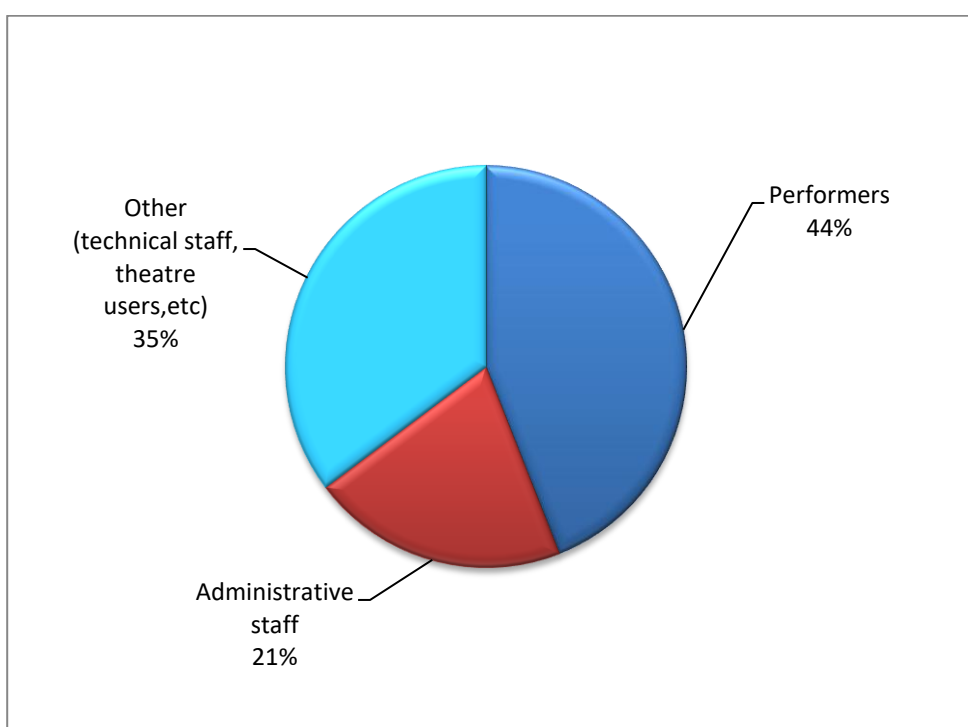


Table 5. Persons employed in State Municipal Theatres and Orchestras, (2016 and 2017)

	2016	2017
Total personnel	4,699	5,180
Performers	2,213	2,280
Administrative personnel	736	1,074
Other (technical staff, theatre users,etc.)	1,750	1,826

Graph 5. Persons employed in State Municipal Theatres and Orchestras, 2017



EXPLANATORY NOTES

Survey on the activities of State Municipal Theatre and Orchestras	The Survey on the Activities of State Municipal Theaters and Orchestras is carried out since 1970. The survey collects data on the activities of the state municipal theatres and orchestras by type of show, and more specifically data on the number of plays and performances, as well as the number of spectators. Moreover, the survey collects data on the capacity of theatres' facilities, their personnel and the subsidies. This survey presents the activity of 138 State Municipal Theaters and Orchestras.
Legal framework	The survey is conducted by virtue of the Law 3832/2010, as amended and in force.
Periodicity	Annual.
Methodology	The survey is a census survey and is carried out on an annual basis. The reference year of the survey refers to the "theatrical year" which begins on 1st October of year t-1 and ends in September of the next year (year t). The data are collected from the State Theatres of Greece, such as the Odeon of Herodes Atticus, the Ancient Theatre of Epidavros, the Municipal Regional Theatres and Orchestras and other Municipal Theatres.
References	More information on the Survey on the Activities of State Municipal Theaters and Orchestras and information from previous years can be found on the website of the Hellenic Statistical Authority (ELSTAT) (www.statistics.gr), at: http://www.statistics.gr/en/statistics/-publication/SCI15/-