



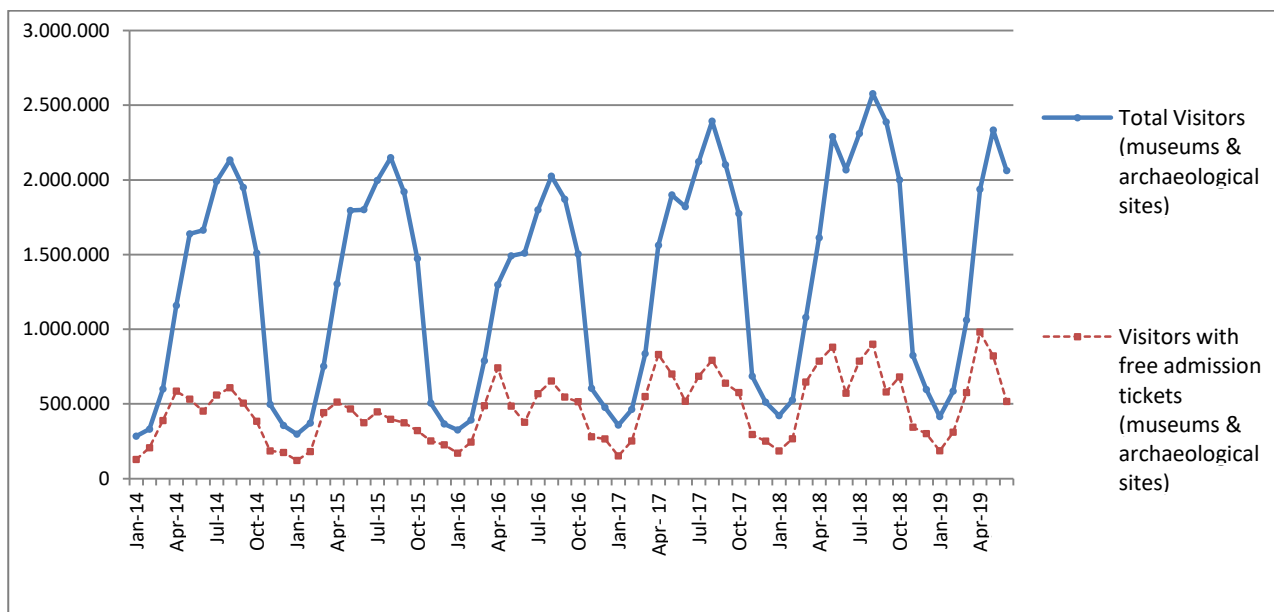
PRESS RELEASE

SURVEY ON MUSEUMS AND ARCHAEOLOGICAL SITES ATTENDANCE JUNE 2019

The Hellenic Statistical Authority (ELSTAT) announces the results of the *Survey on Museums and Archaeological Sites Attendance* for June 2019. More specifically:

- In June 2019 compared with the corresponding month of 2018, Museums experienced a 2.7% increase in the number of visitors and a 4.3% increase in the number of free admission visitors as well as a 30.8% increase in their receipts (Table 1),
- In June 2019 compared with the corresponding month of 2018, the number of visitors at Archaeological sites recorded a decrease of 1.3%, while a decrease of 16.5% was observed in the number of free admission visitors and a 5.5% increase in the corresponding receipts (Table 1),
- During the six-month period from January to June 2019, an increase of 6.0% was observed in the number of visitors of Museums, while an increase of 3.6% was recorded in the number of free admission visitors and a 30.7% increase in the relevant receipts, in comparison with the corresponding period of 2018 (Table 2),
- As regards Archaeological sites, during the six-month period from January to June 2019, an increase of 4.5% was recorded in the number of visitors, while a 0.5% increase was observed in the number of free admission visitors and a 9.7% increase in the relevant receipts, in comparison with the corresponding period of 2018 (Table 2).

Graph 1: Visitors of Museums and Archaeological sites (Jan 2014 – Jun 2019)



Information on methodological issues:

Sectoral Statistics Division
Tourism and Cultural Statistics Section
Head of the Section: Asimina Katri
Tel: +30 213 135 2168
Fax: +30 213 135 2947
e-mail: a.katri@statistics.gr

Information for data provision:

Tel. +30 213 135 2022, 2308, 2310
e-mail: Data.dissem@statistics.gr

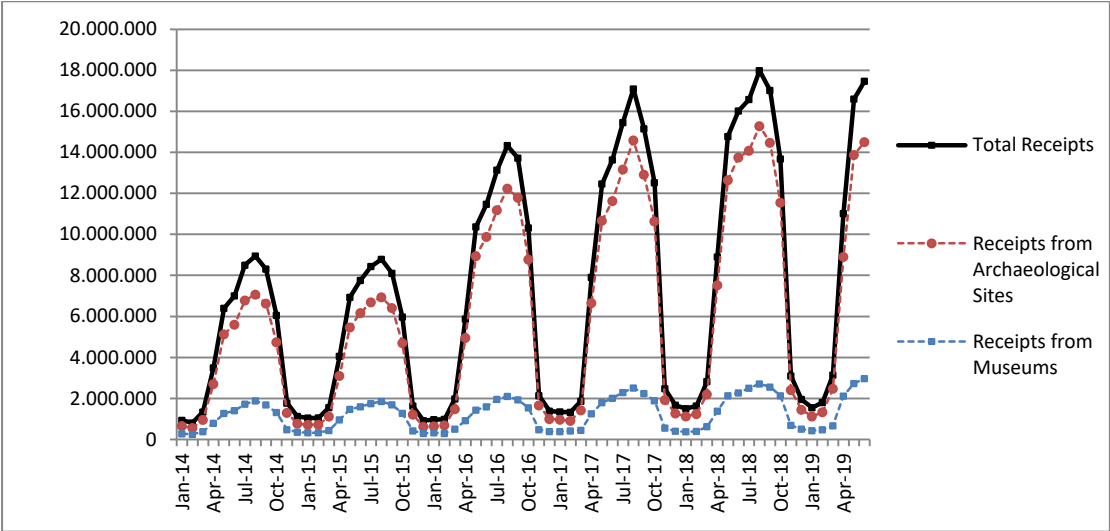
**TABLE 1: VISITORS OF MUSEUMS AND ARCHAEOLOGICAL SITES - TOTAL RECEIPTS
(JUNE 2018 & JUNE 2019)**

I. VISITORS			
Museums and Archaeological sites	2018	2019	Change 2019/2018
Total number of visitors (A+B)	2,066,838	2,061,929	-0.2%
A. Museums (C+E)	565,846	581,037	2.7%
Acropolis Museum	177,961	189,737	6.6%
National Archaeological	54,194	53,440	-1.4%
Ancient Olympia	14,788	15,306	3.5%
Palace of the Grand Master (Rhodes)	30,335	31,860	5.0%
Herakleion Archaeological (Crete)	62,631	76,190	21.6%
White Tower	17,427	14,533	-16.6%
Delphi	26,420	27,842	5.4%
Other museums	182,090	172,129	-5.5%
B. Archaeological Sites (D+F)	1,500,992	1,480,892	-1.3%
Epidavros ⁽¹⁾	53,062	54,693	3.1%
The Acropolis of Mycenae & Atreus' Treasure	48,031	49,507	3.1%
The Acropolis of Athens	332,833	319,368	-4.0%
Sounio	34,421	38,382	11.5%
The Acropolis of Lindos	74,003	74,142	0.2%
Royal Tombs of Vergina	21,293	21,044	-1.2%
Ancient Olympia	55,479	54,505	-1.8%
Knossos (Crete)	93,492	115,277	23.3%
Phaistos (Crete)	10,758	13,675	27.1%
Ancient Korinthos ⁽¹⁾	23,041	22,944	-0.4%
Mystras ⁽¹⁾	13,629	14,173	4.0%
Delphi	43,577	44,165	1.3%
Other archaeological sites	697,373	659,017	-5.5%
II. VISITORS WHO PAID TICKET			
	2018	2019	Change 2019/2018
Total number of visitors who paid ticket (C+D)	1,495,462	1,546,043	3.4%
C. Museums	378,982	386,080	1.9%
D. Archaeological sites	1,116,480	1,159,963	3.9%
III. VISITORS WITH FREE ADMISSION TICKETS			
	2018	2019	Change 2019/2018
Total number of visitors with free admission ticket (E+F)	571,376	515,886	-9.7%
E. Museums	186,864	194,957	4.3%
F. Archaeological sites	384,512	320,929	-16.5%
IV. RECEIPTS (euros)			
	2018	2019	Change 2019/2018
Total Receipts (G+H)	16,017,675	17,468,365	9.1%
G. Museums	2,269,790	2,967,778	30.8%
H. Archaeological sites	13,747,885	14,500,587	5.5%

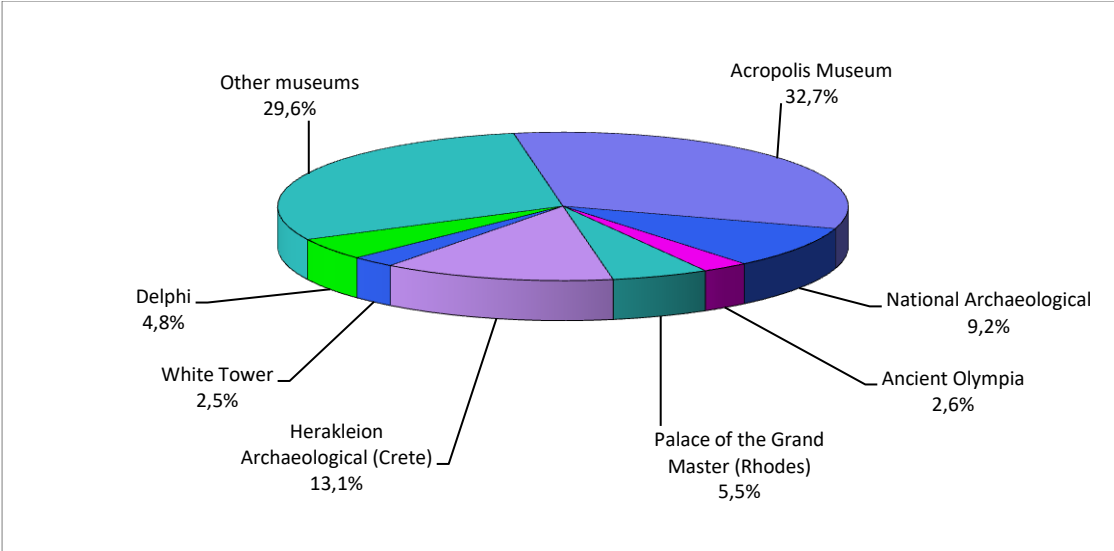
⁽¹⁾ Flat rate ticket, valid both for the museum and the archaeological site,

The following graphs depict the evolution of the receipts (Graph 2), as well as the number of visitors by Museum and Archaeological Site (Graphs 3 and 4, respectively),

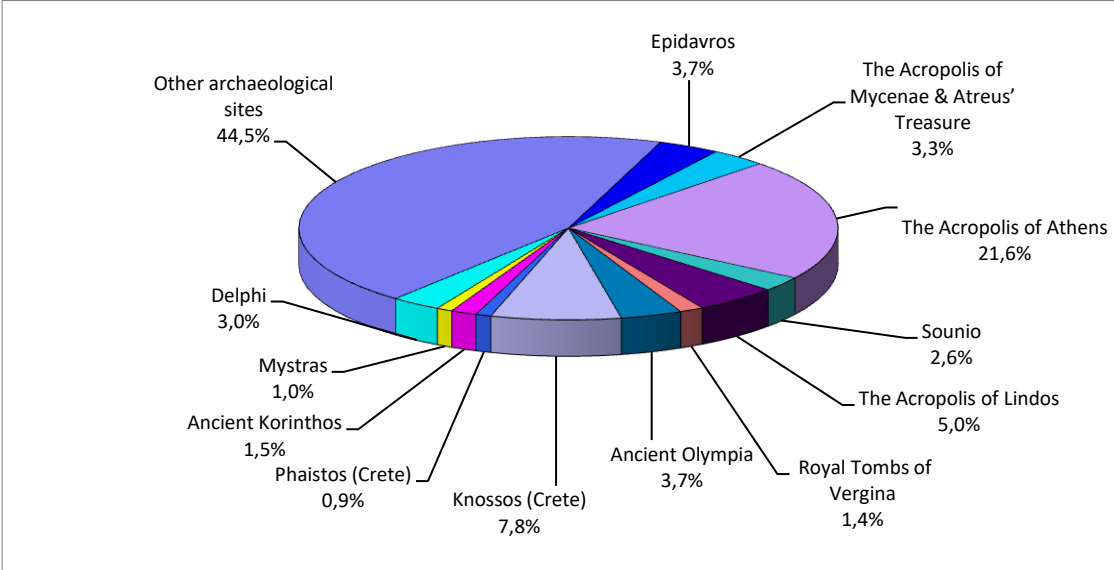
Graph 2: Receipts from Museums and Archaeological Sites (Jan 2014 - Jun 2019)



Graph 3: Percentage distribution of Visitors by Museum, June 2019



Graph 4: Percentage distribution of Visitors by Archaeological site, June 2019



**TABLE 2: VISITORS OF MUSEUMS AND ARCHAEOLOGICAL SITES - TOTAL RECEIPTS
(2017, 2018 AND JANUARY-JUNE 2018 & 2019)**

I. VISITORS					
Museums and Archaeological sites	2017	2018	JANUARY-JUNE		change 2019/2018
			2018	2019	
Total number of visitors (A+B)	16,524,557	18,603,282	7,993,189	8,393,501	5.0%
A. Museums (C+E)	5,191,781	5,702,211	2,541,298	2,694,510	6.0%
Acropolis Museum	1,593,362	1,774,304	811,335	845,768	4.2%
National Archaeological	545,555	594,219	267,426	291,914	9.2%
Ancient Olympia	145,118	156,658	79,022	84,540	7.0%
Palace of the Grand Master (Rhodes)	235,413	242,759	75,466	82,568	9.4%
Herakleion Archaeological (Crete)	426,191	555,031	203,087	227,554	12.0%
White Tower	268,149	225,944	94,660	104,912	10.8%
Delphi	211,827	249,754	124,448	142,534	14.5%
Other museums	1,766,166	1,903,542	885,854	914,720	3.3%
B. Archaeological Sites (D+F)	11,332,776	12,901,071	5,451,891	5,698,991	4.5%
Epidavros ⁽¹⁾	469,060	548,900	273,722	251,939	-8.0%
The Acropolis of Mycenae & Atreus' Treasure	412,397	495,993	247,308	249,307	0.8%
The Acropolis of Athens ⁽²⁾	2,766,218	3,150,604	1,411,843	1,490,481	5.6%
Sounio	259,709	306,665	150,529	154,306	2.5%
The Acropolis of Lindos ⁽³⁾	441,012	489,137	155,278	165,818	6.8%
Royal Tombs of Vergina	203,632	222,503	119,909	118,887	-0.9%
Ancient Olympia	481,252	484,238	201,011	196,477	-2.3%
Knossos (Crete)	634,710	855,663	267,751	326,971	22.1%
Phaistos (Crete)	95,182	134,538	59,151	50,289	-15.0%
Ancient Korinthos ⁽¹⁾	191,836	196,944	91,500	95,687	4.6%
Mystras ⁽¹⁾	125,549	145,939	64,939	63,511	-2.2%
Delphi	345,804	405,947	196,960	192,780	-2.1%
Other archaeological sites	4,906,415	5,464,000	2,211,990	2,342,538	5.9%
II. VISITORS WHO PAID TICKET					
	2017	2018	JANUARY-JUNE		change 2019/2018
			2018	2019	
Total number of visitors who paid ticket (C+D)	10,288,448	11,576,110	4,659,845	5,003,796	7.4%
C. Museums	2,831,466	3,155,269	1,296,013	1,404,143	8.3%
D. Archaeological sites	7,456,982	8,420,841	3,363,832	3,599,653	7.0%
III. VISITORS WITH FREE ADMISSION TICKETS					
	2017	2018	JANUARY-JUNE		change 2019/2018
			2018	2019	
Total number of visitors with free admission ticket (E+F)	6,236,109	7,027,172	3,333,344	3,389,705	1.7%
E. Museums	2,360,315	2,546,942	1,245,285	1,290,367	3.6%
F. Archaeological sites	3,875,794	4,480,230	2,088,059	2,099,338	0.5%
IV. RECEIPTS (euros)					
	2017	2018	JANUARY-JUNE		change 2019/2018
			2018	2019	
Total Receipts (G+H)	102,887,879	115,772,341	45,645,089	51,574,697⁽⁴⁾	13.0%
G. Museums	16,175,121	18,251,493	7,172,763	9,375,817 ⁽⁴⁾	30.7%
H. Archaeological sites	86,712,758	97,520,848	38,472,326	42,198,880	9.7%

⁽¹⁾ Flat rate ticket, valid both for the museum and the archaeological site,

⁽²⁾ From May 2017 onwards, the data for the number of tickets in the archaeological site of the Acropolis of Athens include the tickets of the Ancient Theatre of Dionysos,

⁽³⁾ The data referring to the number of tickets for the archaeological sites of the Acropolis of Lindos from November 2018 to February 2019 are provisional and are based on estimation,

⁽⁴⁾ Revised data due to transmission from administrative sources of updated data for the period April - May 2019.

EXPLANATORY NOTES

Survey on Museums and Archaeological Sites Attendance	<p>The Survey on Museums and Archaeological Sites Attendance has been producing results since 1970, The survey collects data from the Archaeological Receipts Fund (ARF) of the Ministry of Culture and Sports concerning the number of visitors and the receipts from the tickets sold in the Museums and Archaeological sites of the country,</p> <p>The corresponding data for the Acropolis Museum are available from December 2009 onwards,</p>
Legal Framework	<p>The survey is conducted since 1970 on a regular basis and it produces results on a monthly and yearly basis, in compliance with the Joint Ministerial Decision 15189/B379/73,</p>
Reference Period	<p>01/06/2019 to 30/06/2019,</p>
Methodology and Definitions	<p>The Survey is conducted on a monthly basis from data collected from the Archaeological Receipts Fund (ARF) of the Ministry of Culture and Sports concerning on the number of visitors and the receipts from the tickets sold in the Museums and Archaeological sites of the country, ELSTAT tabulates the data on Museums and the Archaeological sites for the whole of the Country, by month and by year,</p> <p>Number of flat rate tickets</p> <p>From April 1999 onwards, in some museums and the nearby archaeological sites, in addition to the ordinary ticket, a new “flat rate ticket” was established, which is valid for both the museum and the nearby archaeological site, The total number of these flat rate tickets for June 2019 was 141,241.</p>
References	<p>More information on the Survey on Museums and Archaeological Sites Attendance and detailed time series are available on: http://www.statistics.gr/en/statistics/-/publication/SCI21/-</p>