



PRESS RELEASE

ISSUING OF MOTOR VEHICLE LICENSES: MARCH 2020

The Hellenic Statistical Authority announces that in March 2020, 8,470 road motor cars (both new and used from abroad) were put into circulation for the first time, recording a 50.8% decrease compared with the corresponding month of 2019 when the number of road motor cars was 17,205. In March 2019, a 9.5% decrease had been observed in comparison with the corresponding month of 2018 (Table 1, Graphs 1,2,3,5). A total number of 4,115 new cars were put into circulation in March 2020 compared with 10,213 in March 2019, recording a 59.7% decrease.

The new motorcycles over 50cc (both new and used from abroad) that were put into circulation for the first time in March 2020 amounted to 1,696, against 2,729 in 2019, thus recording a 37.9% decrease. In March 2019, a 6.5% increase had been observed in comparison with the corresponding month of 2018 (Table 1, Graph 4). Out of the above motorcycles 1,548 were new, while the corresponding figure in March 2019 was 2,401, recording a 35.5% decrease.

During the period January - March 2020, 47,414 road motor cars (both new and used from abroad) were put into circulation for the first time, representing a decrease of 10.9% compared to the corresponding period of 2019 when the number of road motor cars was 53,243. During the period January - March 2019 an increase of 3.9% had been observed in comparison with the corresponding period of 2018 (Table 3, Graphs 6,7). Out of the above number of road motor cars that were put into circulation, from January to March 2020, 22,938 were new, while the corresponding number during the respective period of 2019 was 28,396, recording a decrease of 19.2%.

During the period January - March 2020 the circulation of new motorcycles over 50cc (both new and used from abroad) amounted to 6,716 against 6,560 in 2019, thus representing a 2.4% increase. An increase of 7.9% had been observed during the period January - March 2019 in comparison with the corresponding period of 2018 (Table 3, Graphs 6,7). A total number of 6,086 new motorcycles were put into circulation, from January to March 2020, compared with 5,802 during the corresponding period of 2019, recording a 4.9% increase.

Information on methodological issues:

Sectoral Statistics Division

Transport Statistics Section

Pota Tzortzi, Konstantinos Menexes

Tel: +30 213 135 2187, +30 213 135 3055

Fax: +30 213 135 2757

e-mail: p.tzortzi@statistics.gr, k.menexes@statistics.gr

Information for data provision:

Tel: +30 213 135 2022

e-mail: data.dissem@statistics.gr

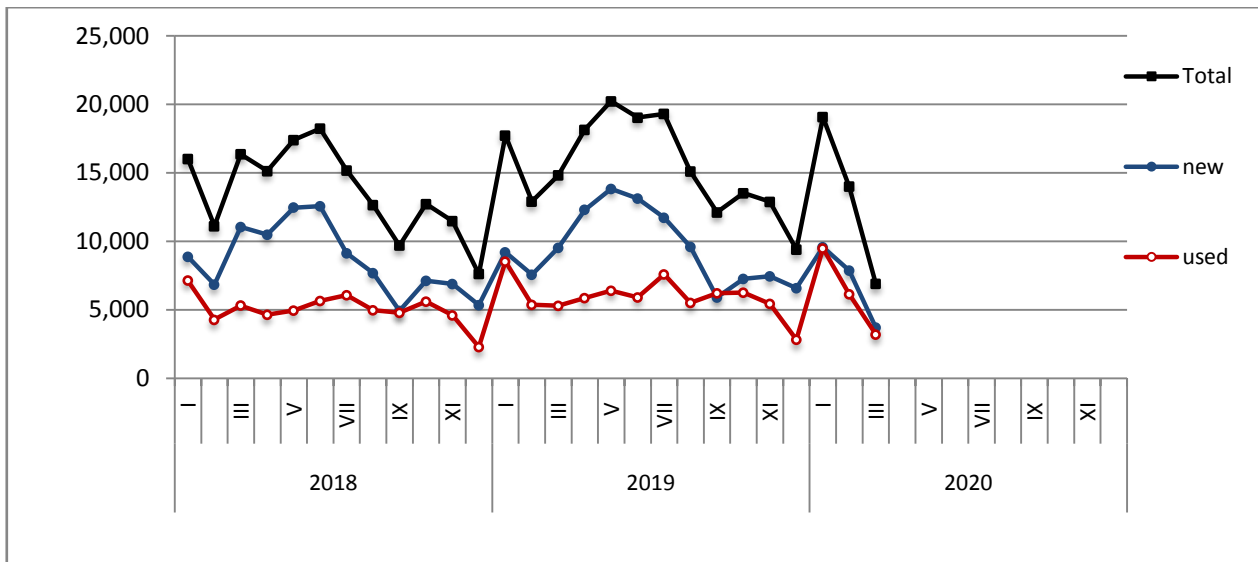
Table 1. Road motor vehicles, both new and used, put into circulation for the first time in Greece: March 2018 - 2020

Category of Road Motor Vehicles	March									Change (%)					
	2018			2019			2020			2019/2018			2020/2019		
	Total	New	Used	Total	New	Used	Total	New	Used	Total	New	Used	Total	New	Used
	Greece, total														
Road Motor Vehicles,total	21,577	14,032	7,545	19,934	12,614	7,320	10,166	5,663	4,503	-7.6%	-10.1%	-3.0%	-49.0%	-55.1%	-38.5%
1. Road motor cars	19,014	11,736	7,278	17,205	10,213	6,992	8,470	4,115	4,355	-9.5%	-13.0%	-3.9%	-50.8%	-59.7%	-37.7%
Passenger Cars	16,350	11,044	5,306	14,811	9,517	5,294	6,902	3,703	3,199	-9.4%	-13.8%	-0.2%	-53.4%	-61.1%	-39.6%
Buses	128	30	98	131	26	105	90	19	71	2.3%	-13.3%	7.1%	-31.3%	-26.9%	-32.4%
Lorries	2,536	662	1,874	2,263	670	1,593	1,478	393	1,085	-10.8%	1.2%	-15.0%	-34.7%	-41.3%	-31.9%
2. Motorcycles > 50 cc	2,563	2,296	267	2,729	2,401	328	1,696	1,548	148	6.5%	4.6%	22.8%	-37.9%	-35.5%	-54.9%
Prefecture of Attica															
Road Motor Vehicles,total	12,231	9,734	2,497	10,586	8,257	2,329	5,172	3,638	1,534	-13.4%	-15.2%	-6.7%	-51.1%	-55.9%	-34.1%
1. Road motor cars	10,945	8,495	2,450	9,294	7,031	2,263	4,228	2,737	1,491	-15.1%	-17.2%	-7.6%	-54.5%	-61.1%	-34.1%
Passenger Cars	10,147	8,105	2,042	8,585	6,694	1,891	3,730	2,524	1,206	-15.4%	-17.4%	-7.4%	-56.6%	-62.3%	-36.2%
Buses	55	16	39	55	19	36	30	1	29	0.0%	18.8%	-7.7%	-45.5%	-94.7%	-19.4%
Lorries	743	374	369	654	318	336	468	212	256	-12.0%	-15.0%	-8.9%	-28.4%	-33.3%	-23.8%
2. Motorcycles > 50 cc	1,286	1,239	47	1,292	1,226	66	944	901	43	0.5%	-1.0%	40.4%	-26.9%	-26.5%	-34.8%

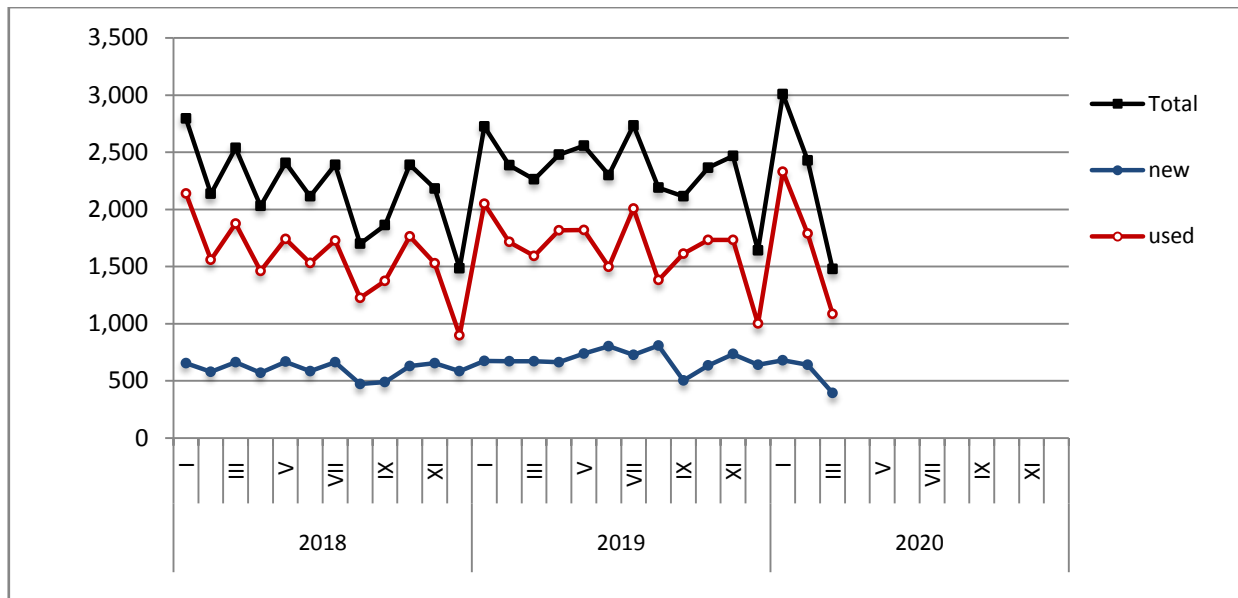
Table 2. Road motor vehicles, both new and used, put into circulation for the first time in Greece: April 2018 - March 2020

Category of Road Motor Vehicles	Average Apr. 2018 - Mar. 2019			Average Apr. 2019 - Mar. 2020			Change (%)		
							Average Apr. 2019 - Mar. 2020 / Average Apr. 2018 - Mar. 2019		
	Total	New	Used	Total	New	Used	Total	New	Used
Greece, total									
Road Motor Vehicles,total	19,178	12,016	7,162	20,919	12,965	7,954	9.1%	7.9%	11.1%
1. Road motor cars	16,071	9,204	6,867	17,426	9,765	7,661	8.4%	6.1%	11.6%
Passenger Cars	13,790	8,569	5,221	14,969	9,073	5,896	8.5%	5.9%	12.9%
Buses	120	24	96	144	29	115	20.0%	20.8%	19.8%
Lorries	2,161	611	1,550	2,313	663	1,650	7.0%	8.5%	6.5%
2. Motorcycles > 50 cc	3,107	2,812	295	3,493	3,200	293	12.4%	13.8%	-0.7%

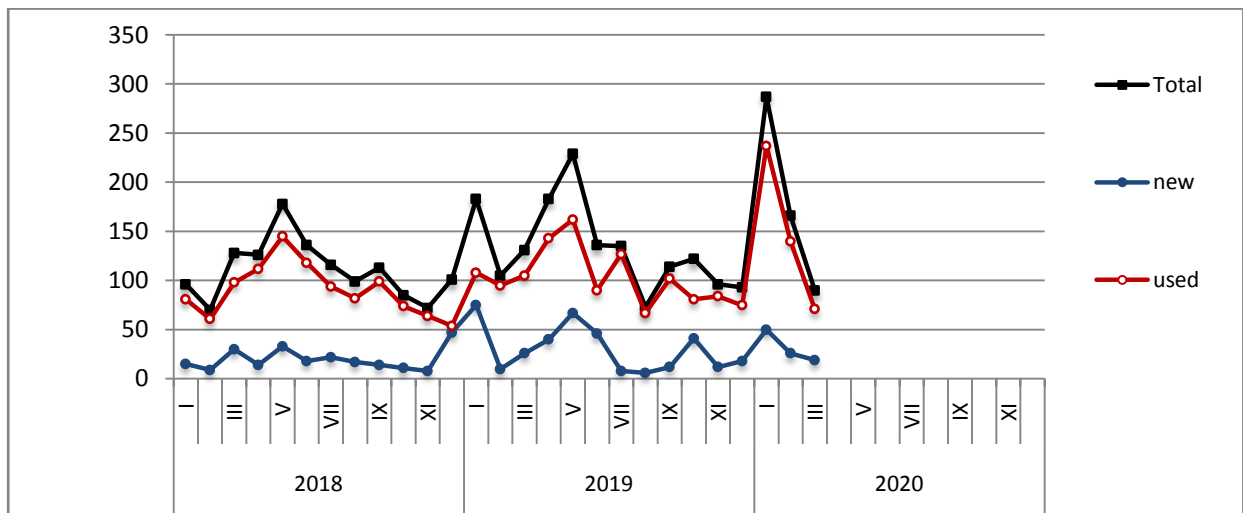
Graph 1: Passenger Cars (January 2018 – March 2020)



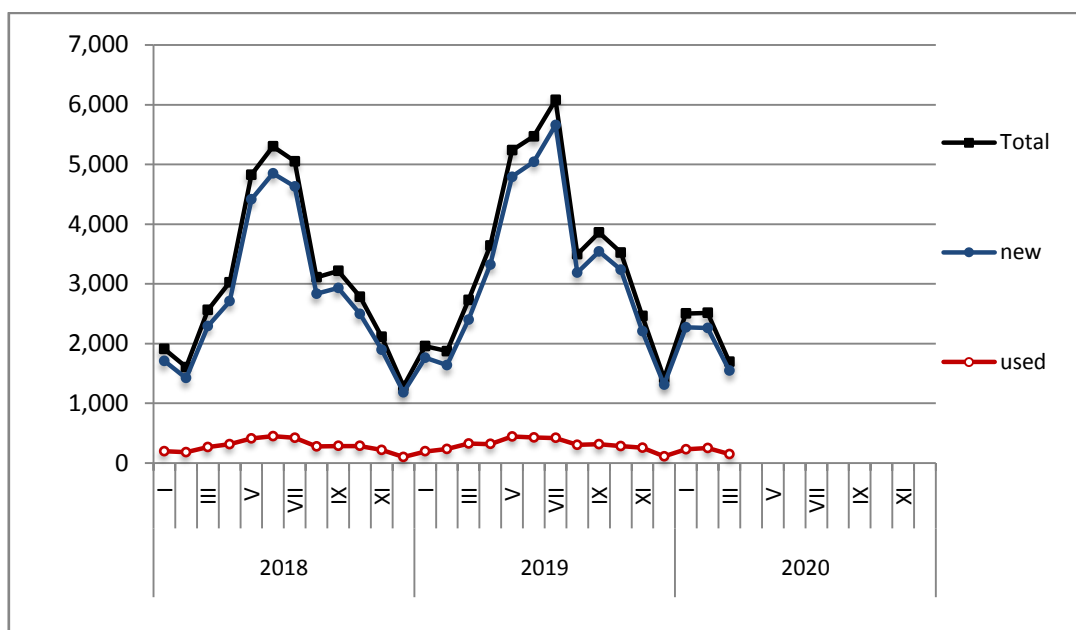
Graph 2: Lorries (January 2018 - March 2020)



Graph 3: Buses (January 2018 - March 2020)



Graph 4: Motorcycles (January 2018 – March 2020)



Graph 5: New Registrations of Motor Vehicles (March 2020)

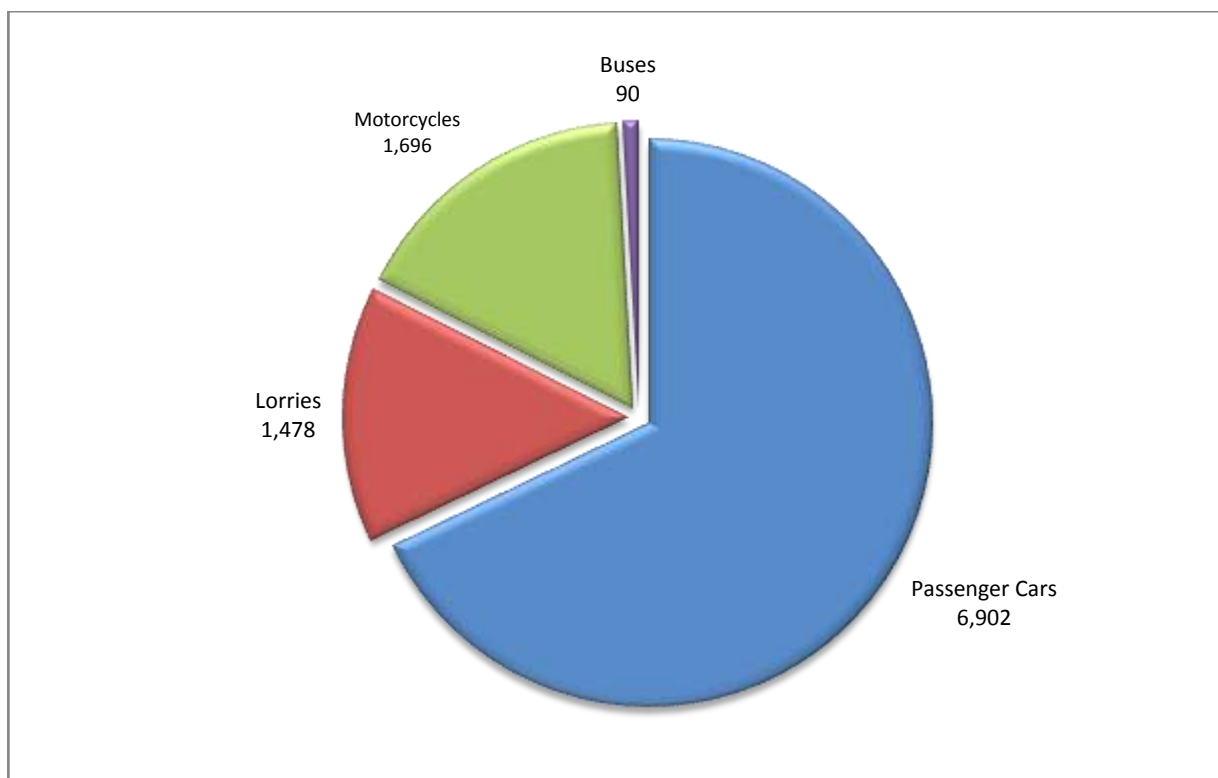
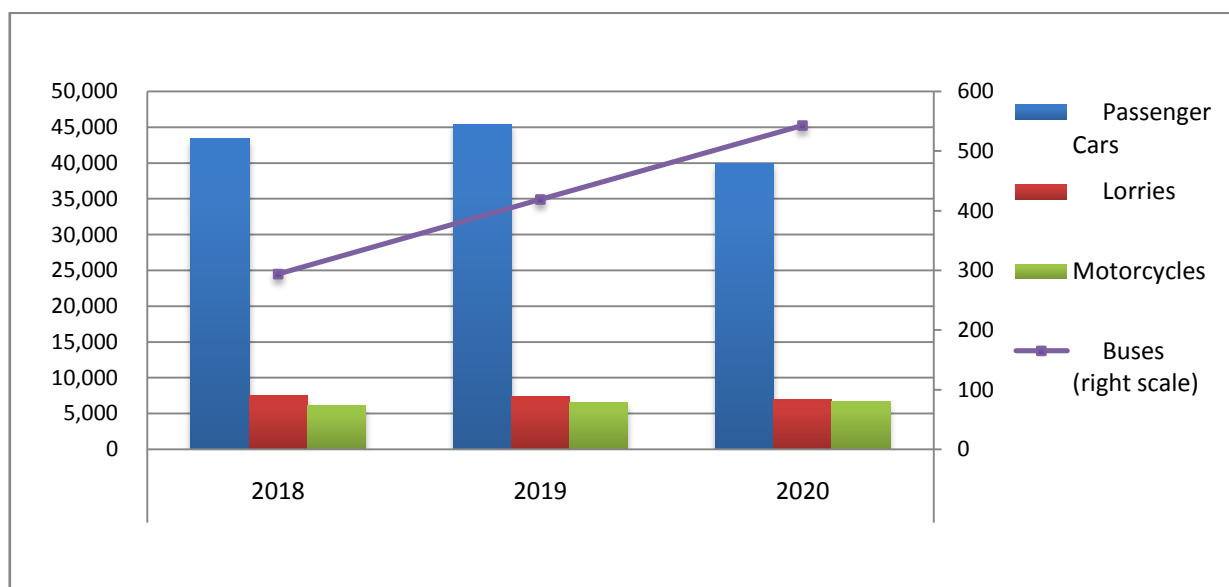


Table 3. Road motor vehicles, both new and used, put into circulation for the first time in Greece: January - March, years 2018 till 2020

Category of Road Motor Vehicles	January - March									Change (%)					
	2018			2019			2020			2019/2018			2020/2019		
	Total	New	Used	Total	New	Used	Total	New	Used	Total	New	Used	Total	New	Used
Greece, total															
Road Motor Vehicles,total	57,307	34,133	23,174	59,803	34,198	25,605	54,130	29,024	25,106	4.4%	0.2%	10.5%	-9.5%	-15.1%	-1.9%
1. Road motor cars	51,228	28,703	22,525	53,243	28,396	24,847	47,414	22,938	24,476	3.9%	-1.1%	10.3%	-10.9%	-19.2%	-1.5%
Passenger Cars	43,467	26,753	16,714	45,451	26,268	19,183	39,957	21,131	18,826	4.6%	-1.8%	14.8%	-12.1%	-19.6%	-1.9%
Buses	294	54	240	419	111	308	543	95	448	42.5%	105.6%	28.3%	29.6%	-14.4%	45.5%
Lorries	7,467	1,896	5,571	7,373	2,017	5,356	6,914	1,712	5,202	-1.3%	6.4%	-3.9%	-6.2%	-15.1%	-2.9%
2. Motorcycles > 50 cc	6,079	5,430	649	6,560	5,802	758	6,716	6,086	630	7.9%	6.9%	16.8%	2.4%	4.9%	-16.9%
Prefecture of Attica															
Road Motor Vehicles,total	30,079	22,853	7,226	29,887	21,979	7,908	25,926	18,193	7,733	-0.6%	-3.8%	9.4%	-13.3%	-17.2%	-2.2%
1. Road motor cars	26,901	19,798	7,103	26,523	18,807	7,716	22,187	14,634	7,553	-1.4%	-5.0%	8.6%	-16.3%	-22.2%	-2.1%
Passenger Cars	24,716	18,805	5,911	24,356	17,823	6,533	19,977	13,709	6,268	-1.5%	-5.2%	10.5%	-18.0%	-23.1%	-4.1%
Buses	113	32	81	144	38	106	199	48	151	27.4%	18.8%	30.9%	38.2%	26.3%	42.5%
Lorries	2,072	961	1,111	2,023	946	1,077	2,011	877	1,134	-2.4%	-1.6%	-3.1%	-0.6%	-7.3%	5.3%
2. Motorcycles > 50 cc	3,178	3,055	123	3,364	3,172	192	3,739	3,559	180	5.9%	3.8%	56.1%	11.1%	12.2%	-6.3%

Graph 6. New Motor Vehicles Circulation Licenses: January – March, years 2018 till 2020



Graph 7. New Registrations of Motor Vehicles: January - March 2020

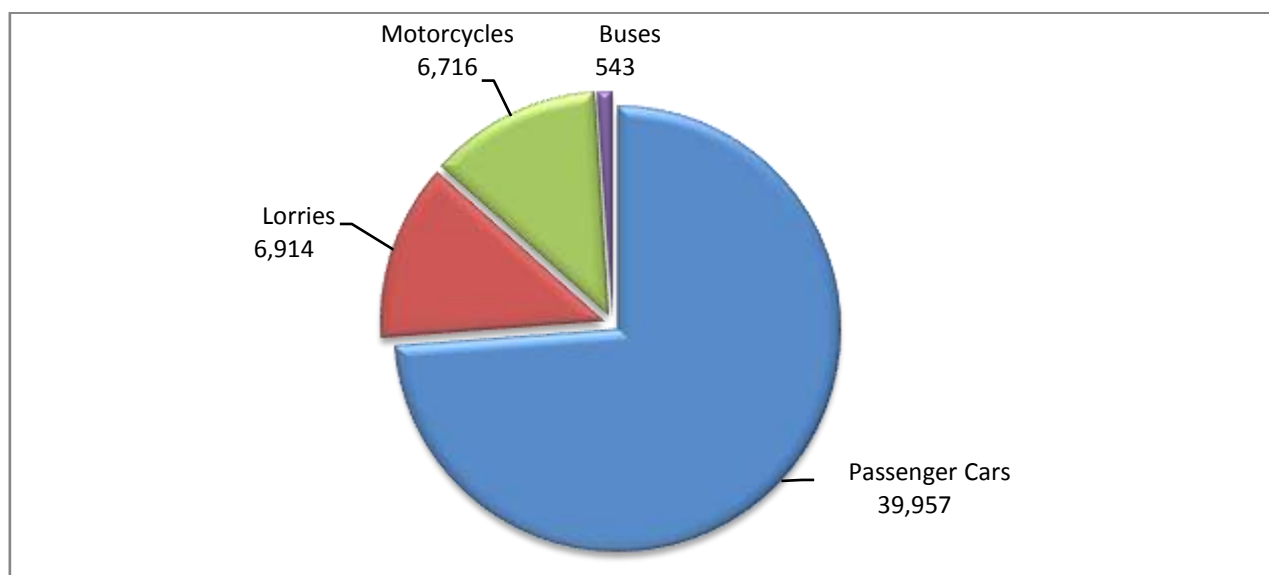


Table 4
Sales of new and used passenger cars by make: March 2020 and January - March 2020

Make	Passenger cars			
	March		January - March	
	new	used	new	used
ALFA ROMEO	13	45	48	196
ASTON MARTIN	-	-	-	1
AUDI	108	22	656	124
BENTLEY	-	1	-	2
BMW	190	38	816	201
BMW, MINI	-	-	-	1
CADILLAC	-	-	-	1
CHEVROLET	-	43	2	298
CHEVROLET, GMC, HOLDEN, DAEWOO	-	-	-	1
CHRYSLER	-	-	-	1
CITROEN	152	121	769	695
CITROEN / DS	40	-	317	2
DACIA	66	18	327	108
DAIHATSU	-	35	-	189
DETHLEFFS	-	3	-	10
DFM	1	-	1	-
DODGE	-	1	-	3
DR MOTOR	-	-	-	2
DS	11	-	100	2
FERRARI	-	-	-	2
FIAT	103	213	728	1,348
FORD	117	263	567	1,412
FORD WERKE AG/A.RIMOR S.p.A.	-	-	-	1
HONDA	18	63	110	404
HYUNDAI	305	162	1,616	950
INFINITI	-	-	-	1
ISUZU	-	-	-	1
JAGUAR	1	1	22	7
JEEP	33	7	199	26
KIA	104	54	697	320
LADA	-	2	-	5
LANCIA	-	17	-	117
LAND ROVER	20	16	64	49
LEXUS	6	1	32	11
LINCOLN CONTINENTAL	-	-	-	1
LOTUS	-	-	-	1
MASERATI	-	-	-	1
MAZDA	13	24	41	178
MERCEDES	153	93	729	540
MERCEDES ¹	4	-	4	-
MG	-	-	-	1
MINI	84	19	298	106
MITSUBISHI	24	46	121	304
NISSAN	204	197	1,226	1,101
OPEL	175	357	1,096	2,051
PEUGEOT	221	99	2,145	619
PEUGEOT, CITROEN	-	-	4	-

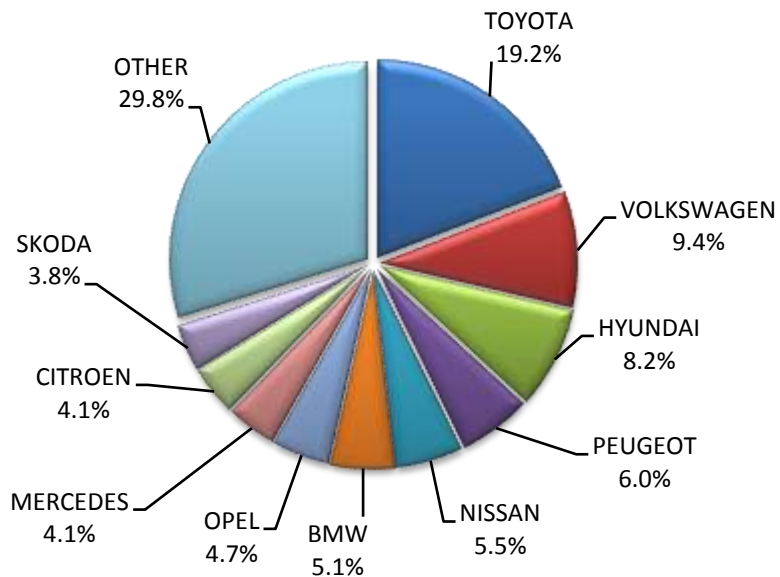
Table 4 (cont)
Sales of new and used passenger cars by make: March 2020 and January - March 2020

Make	Passenger cars			
	March		January - March	
	new	used	new	used
PIAGGIO	-	-	-	1
PIPER	-	1	-	1
PORSCHE	8	11	23	45
PSA AUTOMOBILES	3	-	15	-
RANGE ROVER	-	-	3	-
RENAULT	63	152	584	799
RIMOR ,XGO, BLUCAMP, KENTUCKY CAMP, AHORN	1	-	1	-
ROLLS ROYCE	-	-	-	2
ROVER	-	-	-	1
SAAB	-	1	-	1
SEA / MOBILVETT	-	2	-	9
SEA S.P.A	-	-	-	1
SEAT	73	28	472	158
SKODA	142	62	659	331
SMART	-	118	5	626
SSANGYONG	-	-	-	1
SUBARU	4	2	13	19
SUZUKI	117	107	1,078	679
TALBOT	-	1	-	1
TATA	-	-	-	1
TESLA MOTORS	-	1	-	3
TOYOTA	711	614	3,142	3,923
TUSCAN	-	-	-	1
VINDICATOR	-	1	-	1
VOLKSWAGEN	347	130	2,041	800
VOLVO	68	7	360	28
TOTAL	3,703	3,199	21,131	18,826

1 : With 2nd/3rd stage manufacturer in Greece.

2 : With 2nd/3rd stage manufacturer abroad.

Graph 8. Sales of new passenger cars by make (March 2020)



Graph 9. Sales of new passenger cars by make (January - March 2020)

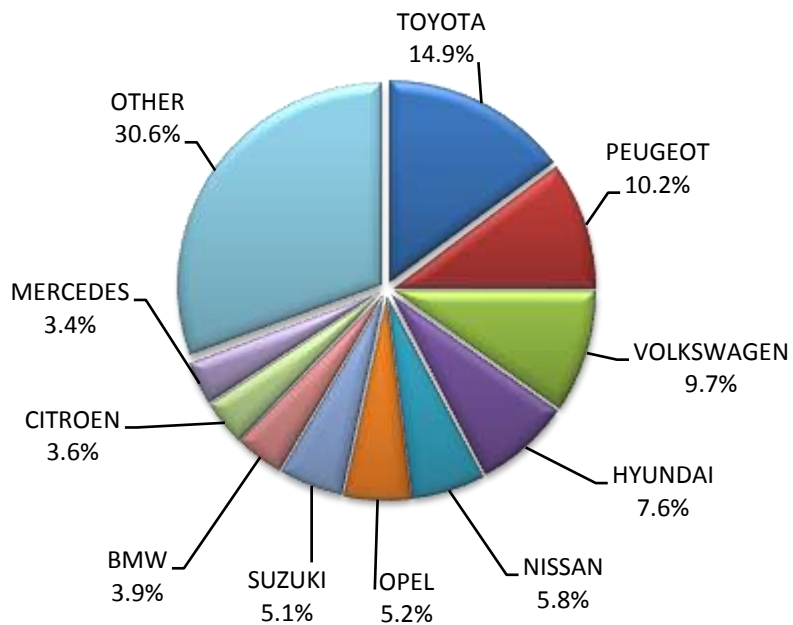


Table 5
Sales of new and used lorries by make: March 2020 and January - March 2020

Make	Lorries			
	March		January - March	
	new	used	new	used
ASTRA	-	-	-	1
AUTO UNION	-	1	-	1
CHEVROLET	-	1	-	1
CHRYSLER	-	-	-	1
CITROEN	17	30	88	154
DACIA	2	7	38	12
DAF	-	20	2	83
DAF ¹	4	-	6	-
DODGE	-	-	-	1
FIAT	55	112	211	603
FIAT-IVECO	-	4	-	10
FORD	69	131	298	597
FORD ¹	-	-	2	1
GOUPIL, MEGA, POLARIS, GEM	-	-	1	-
GREAT WALL MOTOR	-	-	-	1
HYUNDAI	-	3	-	18
ISUZU	2	16	23	69
ISUZU ¹	-	-	1	-
IVECO	-	19	6	100
IVECO ¹	19	-	30	1
IVECO MAGIRUS	-	-	-	5
JEEP	-	1	-	1
KIA	-	4	-	8
LAND ROVER	-	2	-	7
MAN	-	45	4	198
MAN ¹	-	-	7	-
MAZDA	-	15	-	84
MERCEDES	18	255	77	1,122
MERCEDES ¹	13	-	57	-
MITSUBISHI	17	35	72	172
MITSUBISHI ¹	15	-	20	-
NISSAN	39	51	145	310
OPEL	9	50	47	219
PEUGEOT	28	34	168	169
PEUGEOT ¹	-	-	1	-
PFAU	-	-	-	4
PIAGGIO	3	1	18	12
RENAULT	2	42	6	276
SCANIA	1	47	5	164
SCANIA ¹	-	-	4	1
SCHMITZ CARGOBULL	-	-	-	1
SCODA	-	2	-	2
SEAT	-	3	-	7
SKODA	-	-	-	6

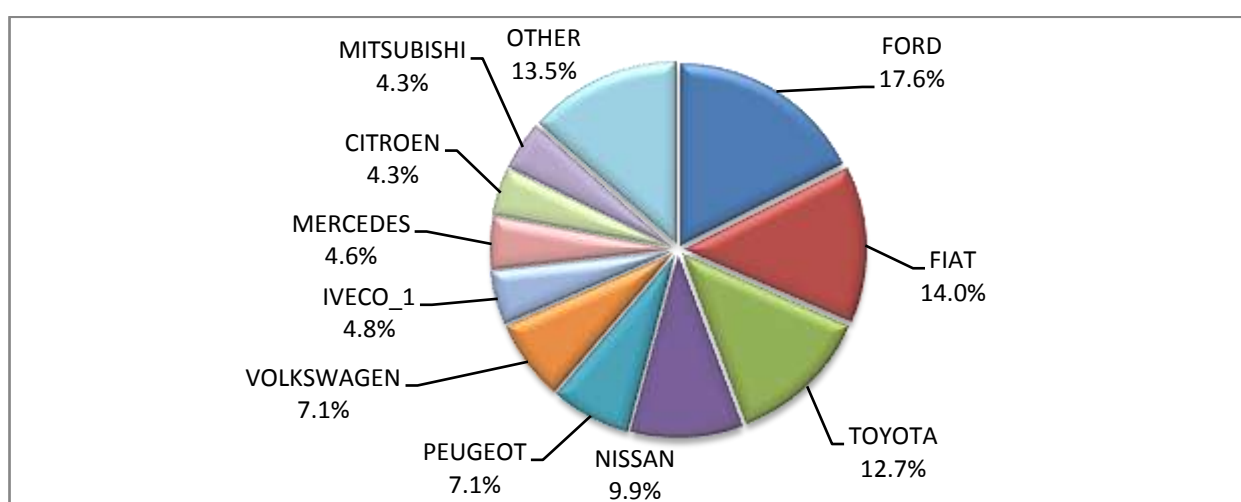
Table 5 (cont)
Sales of new and used lorries by make: March 2020 and January - March 2020

Make	Lorries			
	March		January - March	
	new	used	new	used
SEAT	-	3	-	7
SKODA	-	-	-	6
SSANGYONG	-	-	-	3
TATA	-	1	-	2
TOYOTA	50	29	274	155
VOLKSWAGEN	28	44	86	287
VOLKSWAGEN ¹	-	-	2	-
VOLVO	2	80	13	332
VOLVO ¹	-	-	-	1
TOTAL	393	1,085	1,712	5,202

1 : With 2nd/3rd stage manufacturer in Greece.

2 : With 2nd/3rd stage manufacturer abroad.

Graph 10. Sales of new lorries by make (March 2020)



Graph 11. Sales of new lorries by make (January - March 2020)

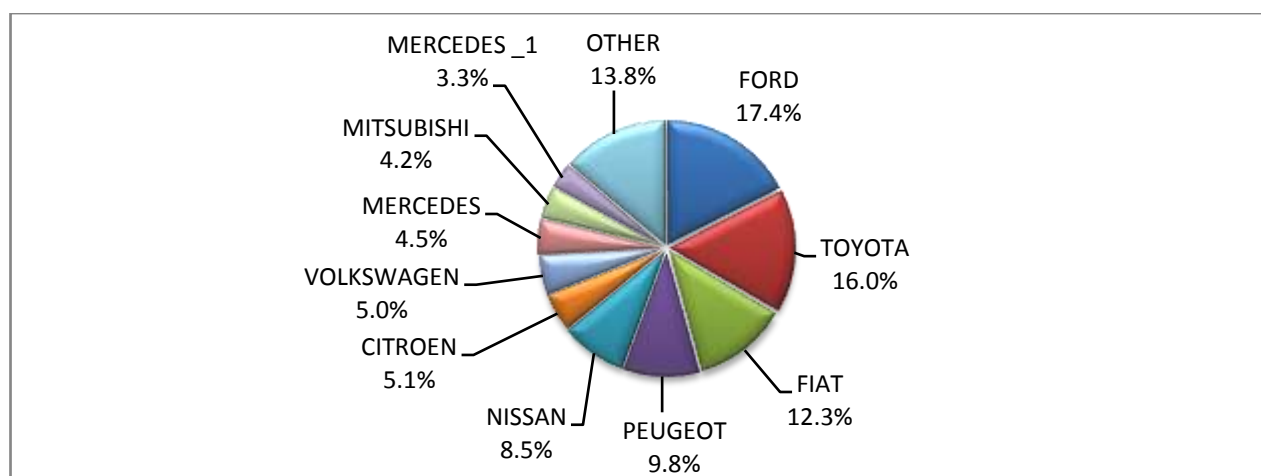


Table 6
Sales of new and used buses by make: March 2020 and January - March 2020

Make	Buses			
	March		January - March	
	new	used	new	used
BMW ²	-	-	1	-
BOVA	-	9	-	43
DAF	-	-	-	2
EVOBUS	-	-	-	10
FIAT	-	-	-	2
FIAT ²	-	-	3	-
FIAT IVECO	-	-	-	1
FORD	-	-	2	7
IRISBUS	-	-	-	1
IRIZAR	1	-	3	-
ISUZU	-	1	-	1
IVECO	-	2	2	9
MAN	9	6	15	46
MAN/NEOPLAN	3	1	3	8
MERCEDES	-	35	6	231
MERCEDES ¹	1	-	37	2
MERCEDES ²	3	2	8	3
NEOPLAN	-	1	4	13
OTOKAR	-	-	-	2
SCANIA	-	1	-	7
SCANIA ²	-	-	1	2
SETRA	-	7	7	22
TEMSA	2	2	3	14
VAN HOOL	-	1	-	4
VOLKSWAGEN	-	-	-	7
VOLVO	-	3	-	6
XIAMEN KING LONG	-	-	-	5
TOTAL	19	71	95	448

1 : With 2nd/3rd stage manufacturer in Greece.

2 : With 2nd/3rd stage manufacturer abroad.

Graph 12. Sales of new buses by make (January - March 2020)

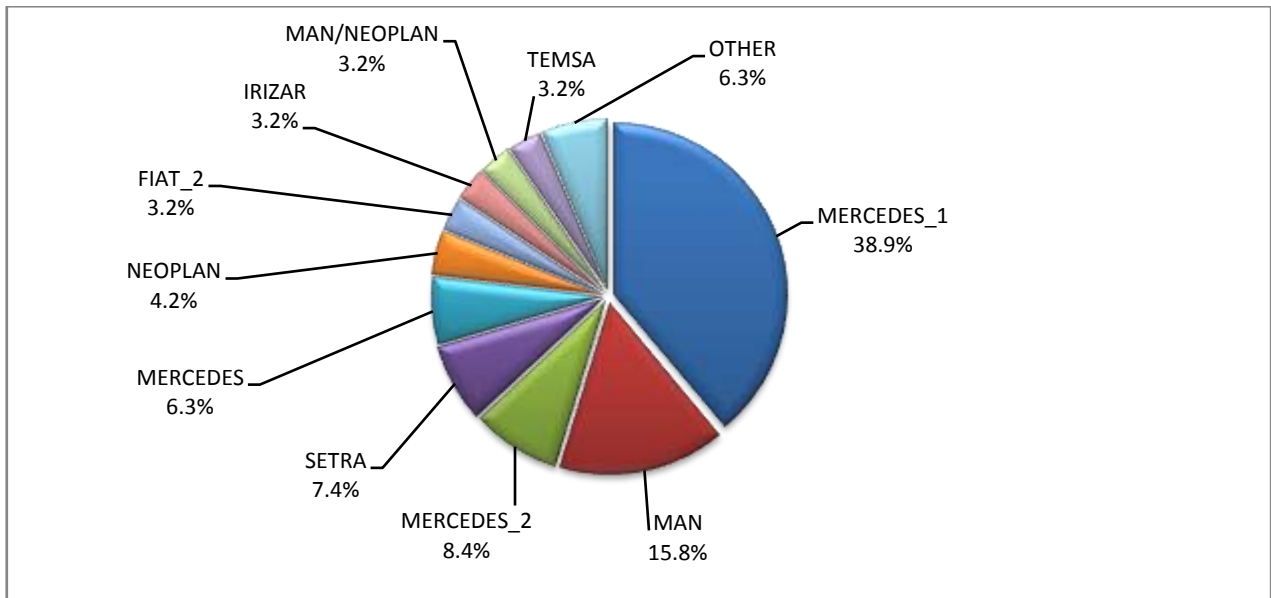


Table 7

Sales of new and used motorcycles by make or manufacturer: March 2020 and January - March 2020

Make	Motorcycles			
	March		January - March	
	new	used	new	used
ADIVA	-	1	-	2
APRILIA	-	3	4	12
BAJAJ	-	-	4	1
BAOTIAN, SUPERKING, WALTON, HOND	-	1	-	1
BASHAN, AMGroup, AMGroup Bike, DON, IRBIS, WORKER BEAR, Nomik ATV 2	1	-	1	-
BENELLI	20	-	57	-
BETA	7	1	23	1
BIG DOG	-	1	-	1
BMW	41	8	151	38
BOMBARDIER RECREATIONAL PRODUCTS ING (BRP)	-	-	4	-
BRIXTON	3	-	12	-
CAGIVA	-	-	-	1
CAN AM	-	1	-	1
CFMOTO	4	-	19	-
CFMOTO, GOES	-	-	5	-
CHONGQING BASHAN	-	1	-	1
DAELIM	-	-	2	-
DAYANG, DAYTONA MOTORS, NIPPONIA, KUBA	37	-	139	-
DAYANG, DAYTONA MOTORS, NIPPONIA, SALCANO	117	1	524	6
DAYTONA	-	-	-	1
DUCATI	5	4	19	13
EVA, EMBUGGY, VINTAGE, EVANGEL	-	-	2	-
GILERA	-	2	-	5
HAOJIAN, ZONTES, TAYO, Sharpon, IFINO, KIDEN, ZHONGYU, CUBTOM, DIYUN, NAMIN,TIM DERVI, VUKA, THUMP, RIPPER	1	-	5	-

Table 7 (cont)

Sales of new and used motorcycles by make or manufacturer: March 2020 and January - March 2020

Make	Motorcycles			
	March		January - March	
	new	used	new	used
HARLEY DAVIDSON	3	4	19	24
HONDA	149	22	611	104
HSUN, HISUN, APACHI, Mx, MASAI, HYTRACK, TRAPPER, PUMAREX, GEON, ASYAMOTOR, DAYTONA MOTORS, KRAL	1	-	2	-
HUONIAO, DH.HAOTIAN,MOTORINI, PEGASUS, MASH	-	-	3	-
HUSABERG	-	1	-	3
HUSQVARNA	-	-	6	2
HYOSUNG & S&T KANUNI	1	-	1	-
IANYING, TYM, XINBEN, TEYIN, RIYA,ONGYUNDA, SANBEN, ALFA, Senzo, La Souris, TCB, KENTOYA	1	-	3	-
INDIAN MOTORCYCLE	3	-	8	1
JIAJUE, JOYRACE, MAXON, GINEVA MOTO, MONDIAL, UGUR, DERRACE, VIARELLI, Berini, MAGPOWER, ROMET MOTORS	-	-	4	-
JIANSHE	1	-	1	-
JIAYUAN	3	-	10	-
JINLANG, ZUNDAPP, XHODNA, APGmoto, COLIBRI, RAZORY, VIARELLI, SUMCO, FLEX TECH, IVA, TNT moto	1	-	1	-
JINLING	-	1	-	1
KAWASAKI	12	4	37	21
KEWET	-	-	-	1
KTM	37	1	93	10
KWANG YANG	-	1	-	3
KYMCO	65	24	251	83
LAMBRETTA	-	-	1	1
LIFAN, HONLEI, SKYGO, BISAN-LIFAN	-	-	1	-
LIGIER	-	-	-	1
Lingzhida, LINZDA, LINDN, LINYI, LONGMAO, NLIGHT	2	-	3	-
LINHAI, LHY, KUBA	-	-	1	-
LML	-	-	-	1
LONGJIA, ITALJET, ORCAL, BEELINE	1	-	4	-
LONGJIA, ITALJET, ORCAL, BEELINE, ROMET MOTORS, GEMINI, LEXMOTO, JAHANRO, VGA, DAYTONA MOTORS	-	-	1	-
LONGJIA, lexmoto, Gemini, MH Motorcycles, MONDIAL, Jahanro, UM, ORCAL, VGA, NECO, ALFASCOOTERS, ROMET MOTORS	2	-	3	-
LONGJIA, ORCAL, TNT MOTOR, BEELINE, VGA, ITALJET, GEMINI, lexmoto, Jahanro, italo, NECO	3	-	9	-
MALAGUTI	-	-	-	2
MBK	1	1	8	3
MG MOTO	-	-	8	-
MGK HM	117	1	416	2
MODENAS	-	1	-	1
MONDIAL, PELPI INTERNATIONAL	1	-	2	-
MOTO GUZZI	2	-	11	-
MOTO S.P.A	2	-	3	-
NOUN ELECTRIC	-	-	1	-
PEUGEOT	2	1	25	3
PIAGGIO	240	15	1,008	87

Table 7 (cont)

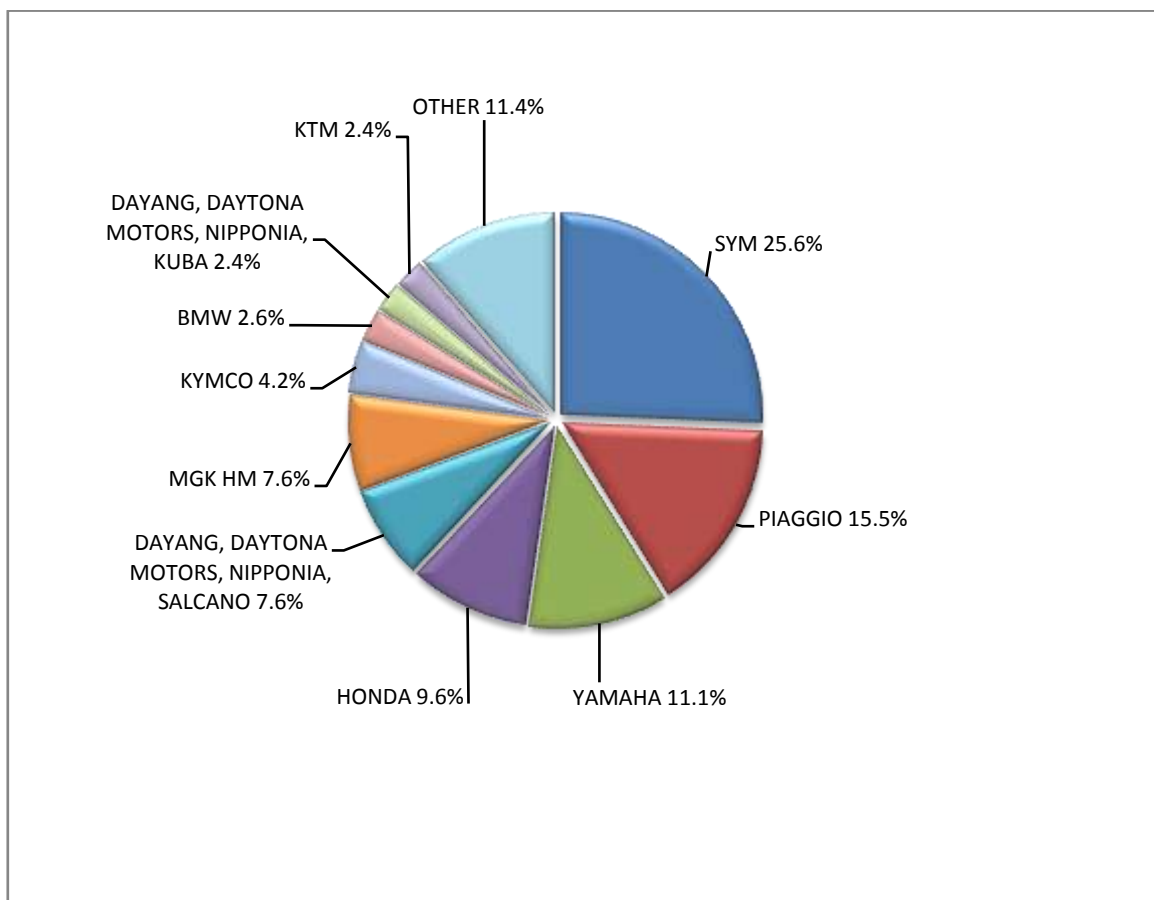
Sales of new and used motorcycles by make or manufacturer: March 2020 and January - March 2020

Make	Motorcycles			
	March		January - March	
	new	used	new	used
POLARIS	-	1	8	1
QJ, QJIANG, KEEWAY, LEONE, KUBA, RKS, BENELLI, VENGO	-	-	4	-
QJ, QJIANG, KEEWAY, LEONE, KUBA, RKS, TELL, EMPIRE KEEWAY, BENELLI, VENGO	3	-	5	-
QJ, QJIANG, KEEWAY, LEONE, KUBA, RKS, tell, VENGO	1	-	1	-
QJ, QJIANG, KEEWAY, LEONE, RKS, BENELLI, EMPIRE KEEWAY, KUBA	8	-	53	-
QJ, QJIANG, KEEWAY, LEONE, tell, KUBA, RKS, BENELLI, VENGO	-	-	2	-
QUADRO VEHICLES	3	-	16	-
QUADRO, QUADRO VEHICLES	2	-	17	-
RENAULT	1	-	1	-
RIYA, HONLING, YAMAKOYO, TIANYING, GOES, SANYOU, BM, FUN BIKE, WOTTA	1	-	1	-
ROYAL ENFIELD	1	-	3	1
Royalloy, Royal Alloy, RA, SCOMADI, VALENTINO, VALENTINO MOTORI	-	-	1	-
SACHS	-	1	-	1
SAKURA, GOLDENLION, E.F.O., Fauro, Viverra, Nitrox, STRELLA City, Artisan	-	-	4	-
SAN YANG	-	-	-	1
SCUTUM, ETRIX, SILENCE	-	-	1	-
SHANYANG, ATLAS PANTHER, YAMAZUKI MOTO, MOTORKING, Hirlee, XB	1	-	6	-
SHARE'NGO, ZHIDOU	2	-	3	-
SHENGWO NEW ENERGY, YUKI	-	-	4	-
SHERCO	-	-	-	3
SHINERAY, MONDIAL, DAYTONA MOTORS, WK, ROMET MOTORS, MASH, M1NSK, WK BIKES, DERRACE	-	-	1	-
SKYTEAM, SACIN, METALCO, SOKUDO, BAZUKA, MINICO, MOTOS BORDOY, SUMCO, ROXON, CSR, MONKEY BIKES, FAZTEK	-	-	1	-
SKYTEAM, SASIN, CSR, METALCO, SOKUDO, BAZUKA, MINICO, MOTOSBASI	-	-	1	-
SUZUKI	19	11	84	32
SWM	-	-	1	-
SYM	397	5	1,453	21
TAYO, HAOJIANG, ZHONGYU, THUMP, THUMPSTAR, KIDEN, ZONTES, Junak, SENKE, TANNY, TYAN, ROMET	9	-	61	-
TAYO, HAOJIANG, ZHONGYU, THUMP, THUMPSTAR, KIDEN, ZONTES, Junak, SENKE, TANNY, TYAN, ROMET, ROMET MOTORS, ROUTER	3	-	38	-
TGB	-	-	-	1
TIANYING, RIYA, HONGYUNDA, TYM, HONLING	-	-	6	-
TIANYING, RIYA, HONGYUNDA, TYM, HONLING, TAMCO, ALISON, DMK MOTORS, WLIE, LEEWAY, WLXQ, AP Gmoto, ALFA	-	-	2	-
TIANYING, TYM, XINBEN, TEYIN, RIYA, HONGYUNDA, SANBEN, ALFA, Senzo, La Souris, TCB	-	-	1	-
TRIUMPH	5	2	22	3
VMOTO-SOCO, E-MAX, VMOTO, SUPER SOCO	1	-	1	-
WANGYE, SANBEN, UM, KENOS, SUPERBYKE, MDC, MISTRAL, STREET ELEGANCE, 4WMOTO, RIVERO, VIKERS, ZIPP, SANLI, GOWINN	1	-	1	-
WONJAN, SAMADA	1	-	1	-

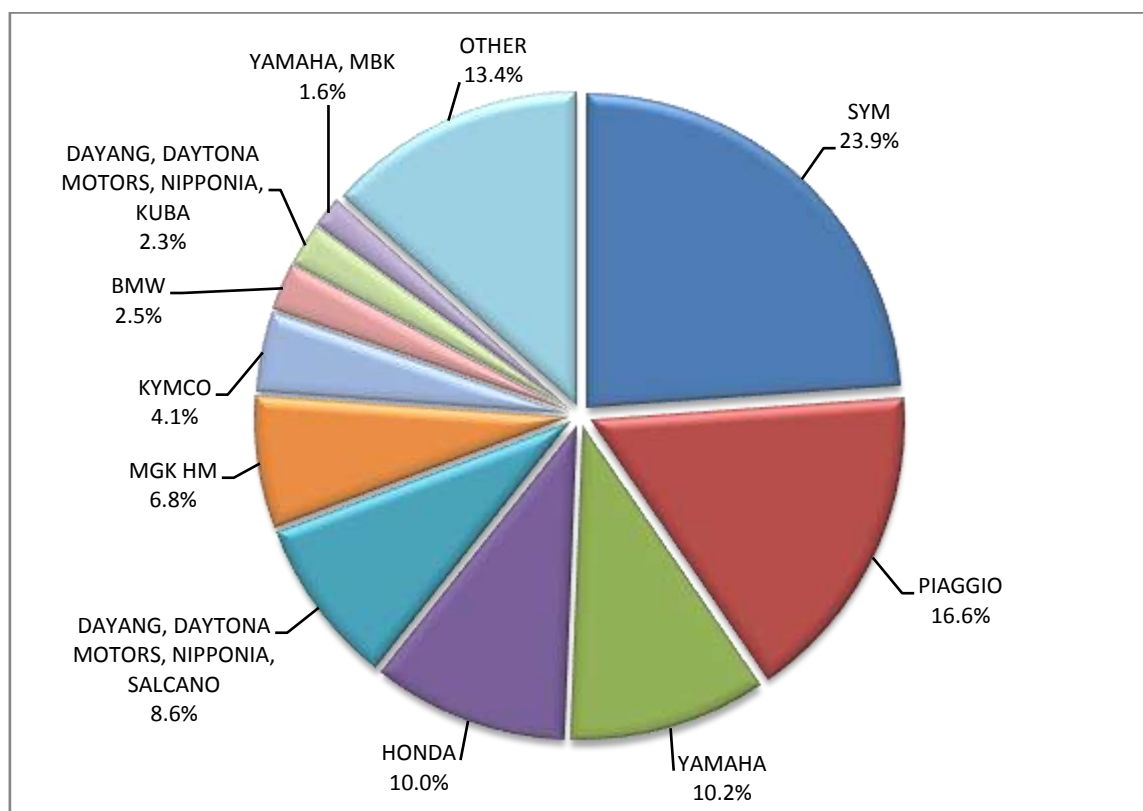
Table 7
Sales of new and used motorcycles by make or manufacturer: March 2020 and January - March 2020

Make	Motorcycles			
	March		January - March	
	new	used	new	used
XGJAO, ZIPP, TOROS, ROMET, ROMET MOTORS, ROUTER, VEEROAD, DAYTONA MOTORS, GEMINI, MH MOTORCYCLES, MTG MOTORS	2	-	14	-
YAMAHA	172	27	620	127
YAMAHA, MBK	27	-	99	1
YINGANG, BENYI, ROMET MOTORS, YUKI, ROUTER, MOTORAN, DAYTONA MOTORS, M1NSK, KUBA, MONDIAL	-	-	5	-
YINXIANG, KENBO	-	-	3	-
YINXIANG, MONDIAL, GEMINI, TCB	1	-	1	-
ZHONGNENG, ZNEN, AGM, AJS, YUKI, COLIBRI, EUROCKA, BTC, NOVA MOTORS, LEXMOTO, Actionbikes Motors	-	-	10	-
ZONGSHEN	-	-	1	-
ZONGSHEN, ZIP STAR, Lexmoto, ICONE, VORTEX, M1NSK, MACBOR, MONDIAL, ROMET MOTORS	1	-	2	-
ZONGSHEN, ZIPSTAR, ICONE, JUNAK, Lexmoto, MH Motorcycles, MINSK, MONDIAL, ROMET MOTORS, SINNIS	-	-	1	-
TOTAL	1,548	148	6,086	630

Graph 13. Sales of new motorcycles (March 2020)



Graph 14. Sales of new motorcycles (January - March 2020)



EXPLANATORY NOTES

Survey on the issuing of new road motor vehicle circulation licenses	The survey on the issuing of new motor vehicle circulation licenses is a census survey. The released data give information, at country level, on the brand and type of the motor vehicle, as well as whether it is new or used. The survey does not include vehicles that move on rails, trolley busses, agricultural tractors and machinery. In addition, the following are excluded: all motor vehicles of the Armed Forces, Police, Fire Brigade, State Services, Diplomatic Corps, Foreign Missions, and Invalids of Wars, as well as motorcycles with a cylinder capacity less than 50 cc.
Legal basis	Law 3832/2010
Reference Period	March 2020
Coverage	The production of monthly data is based on the registers held by the Ministry of Infrastructure, Transport and Networks, which records all the monthly changes observed in the vehicle registration licenses at country level.
Definitions	<p>Road motor vehicle is any vehicle that, irrespective of the number of wheels, is moved by an engine and is designed to transport persons or cargo or both of them, either they are on the same single vehicle or on a trailer carried by the main motor vehicle.</p> <p>New road motor vehicle is any motor vehicle that is registered for the first time in Greece during the reference month and has not been put into circulation in any other country.</p> <p>Used motor vehicle is any motor vehicle that is registered for the first time in Greece and has been imported as a used one from abroad</p> <p>Passenger motor vehicle: it is a motor vehicle designed to carry mostly people, having no more than 9 seats, including the driver's seat.</p> <p>Bus: it is a motor vehicle, which is designed to carry mostly people, having more than 10 seats, including the driver's seat. In the corresponding tables of this Press Release, this category also includes articulated buses.</p> <p>Lorry: it is motor vehicle designed to carry mostly cargo. In the corresponding tables of this Press Release, this category also includes tractors, tow trucks, articulated tractors, and trucks with trailers.</p> <p>Motorcycle: any two-wheeled motor vehicle, with or without sidecar, with maximum authorized design speed over 45 km/h, or in case it is powered by a combustion engine, with a cylinder capacity of 50 cc or over. In the corresponding tables of this Press Release, this category also includes the three-wheeled motor vehicles – motor tricycles.</p> <p>Tricycle motor vehicle: it is a motor vehicle with three symmetrical wheels with maximum authorized design speed over 45 km/h, or in case it is powered by a combustion engine, with a cylinder capacity over the 50 cc. This category also includes four-wheel vehicles, except the light four-wheel motorcycles, whose empty vehicle tare (excluding the weight of the fuel or mixture of fuel-oil or the weight of the batteries for electric cars) is up to 400 kg in the case the vehicle is designed for passenger use or up to 550 kg in case the vehicle is designed to carry cargo and whose engine is up to 15KW.</p>
Methodology	Exhaustive Survey. The primary data derive from the Ministry of Infrastructure, Transport and Networks and are based on the issuing of new circulation licenses as they are registered by the Regional Offices for Transport and Communications.
References	More information (graphs, tables) concerning the survey on the issuing of new motor vehicle circulation licenses are available on the webpage of ELSTAT, www.statistics.gr , under the link http://www.statistics.gr/en/statistics/-/publication/SME24/-