



PRESS RELEASE

ANNUAL NON-FINANCIAL SECTOR ACCOUNTS: Year 2017 & revision of years 2015-2016

Annual non-financial sector accounts provide an overall description of the Greek economy, based on the analysis of the economic behavior of the institutional sectors constituting the economy (households and non-profit institutions serving households, non-financial corporations, financial corporations, general government) and the relations of the national economy with the rest of world.

The data presented in the present press release have been compiled in accordance with the provisions of Regulation (EU) 549/2013 (ESA 2010). More information concerning the most recent revision of the Annual National Accounts, and depicted in the compilation of annual non-financial sector accounts, are provided in the press release of Annual National Accounts as of 17/10/2018 which is available on ELSTAT site:

[Gross Domestic Product \(2nd Estimation\)](#)

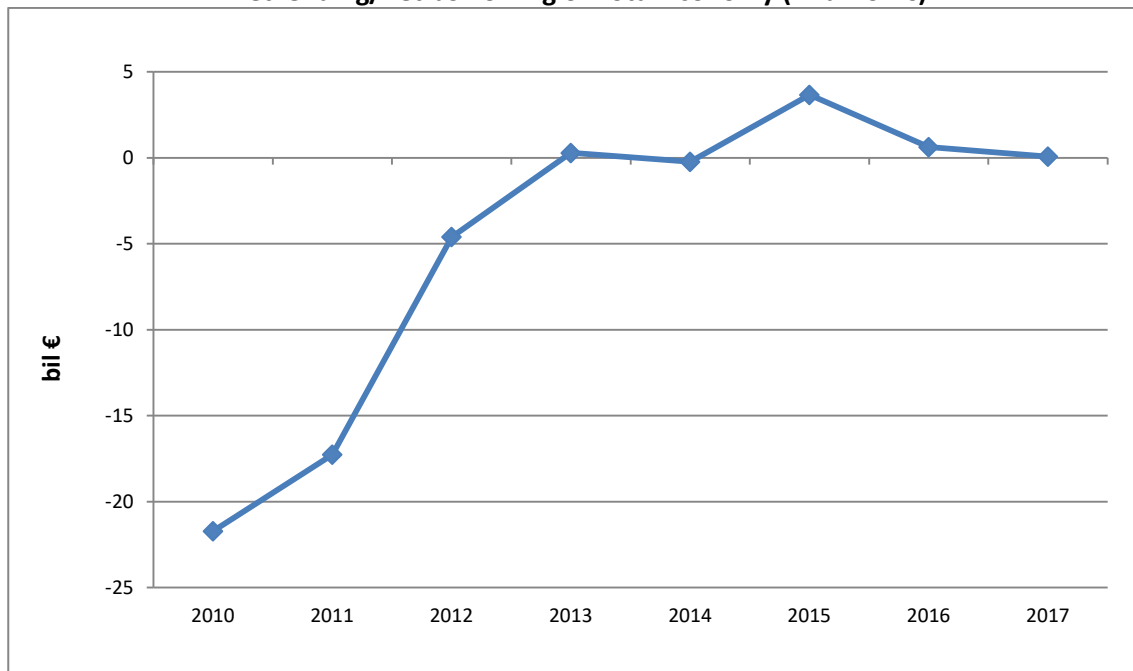
In Graph 1 is presented the evolution in the net lending/net borrowing of the total economy from the rest of the world for the years 2010-2017. In particular, in 2017 the external balance of goods and services recorded a deficit of 1.8 billion euro compared with a deficit of 1.3 billion euro recorded in 2016 (Table 1). The total economy (S.1) presented, in 2017, net lending of 0.1 billion euro vis-à-vis the rest of the world (S.2), in comparison with 2016 when net lending was 0.6 billion euro (Table 1).

Table 1:
Evolution in the net lending/net borrowing of the Total Economy (in billion €)

	Total economy (S.1)	2010	2011	2012	2013	2014	2015	2016	2017
(1)	Imports of goods and services	69.5	66.9	63.4	59.9	62.1	55.8	54.3	61.3
(2)	Exports of goods and services	50.0	52.9	54.8	54.8	57.8	55.9	53.1	59.5
(3)=(2)-(1)	External balance of goods and services	-19.5	-14.0	-8.5	-5.1	-4.3	0.1	-1.3	-1.8
(4)	External balance of primary incomes, current and capital transfers	-2.2	-3.2	3.9	5.4	4.1	3.6	1.9	1.9
(5)=(3)+(4)	Net lending(+) / net borrowing(-)	-21.7	-17.3	-4.6	0.3	-0.2	3.7	0.6	0.1
	Rest of the world (S.2)								
(6)=- (5)	Net lending(+)/net borrowing(-)	21.7	17.3	4.6	-0.3	0.2	-3.7	-0.6	-0.1

**Small deviations in sums or the rates of change are due to rounding*

Graph 1:
Net lending/net borrowing of Total Economy (in billion €)

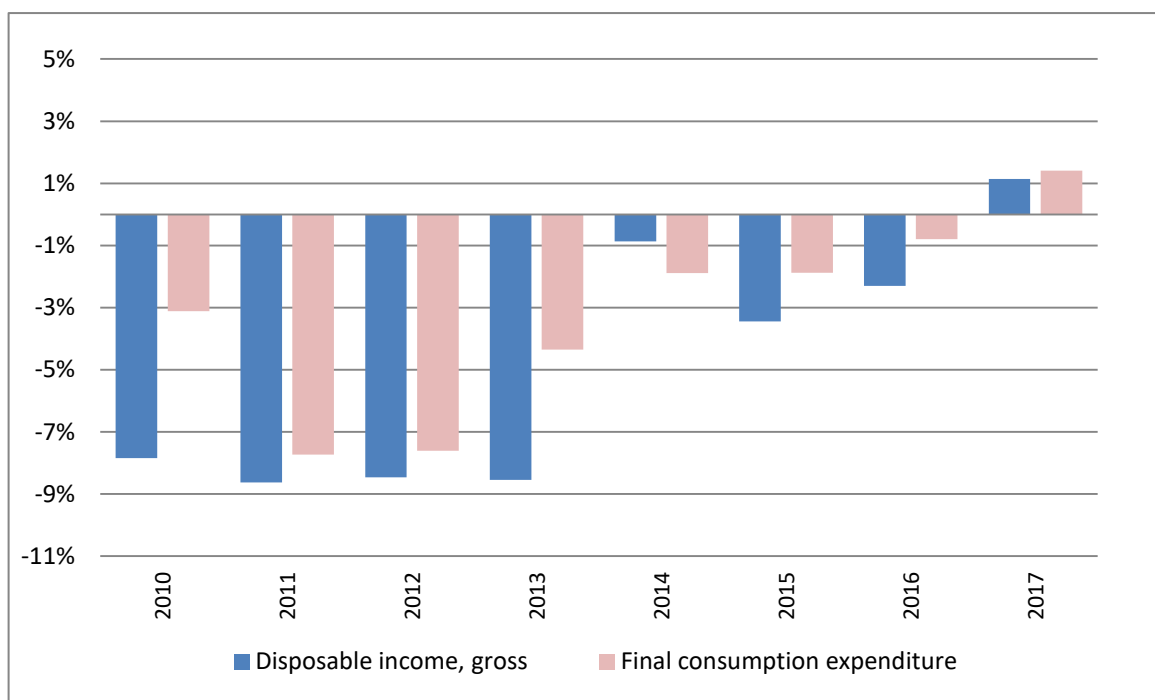


In Graph 2 is presented the evolution of gross disposable income and the final consumption expenditure of Households and NPISH (S.1M) for years 2010-2017.

Specifically, the disposable income of sector S.1M was increased by 1.1% in 2017 compared to 2016, from 114.2 billion euro to 115.5 billion euro.

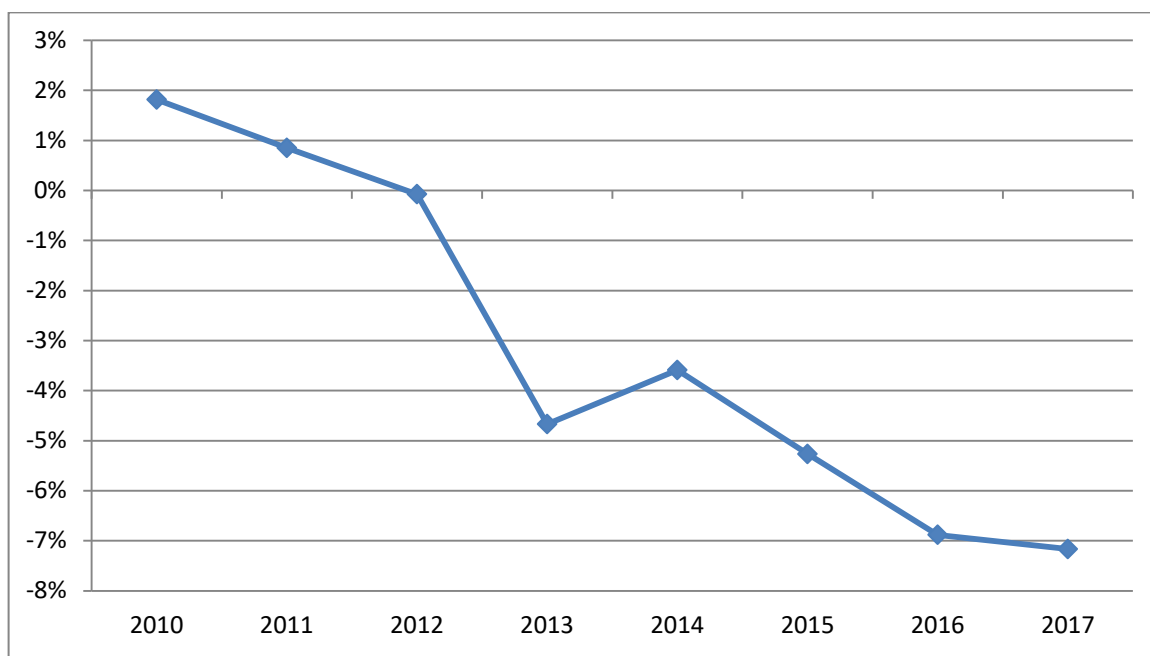
The final consumption expenditure of households and NPISH was increased by 1.4% in 2017 compared with 2016, from 122.1 billion euro to 123.8 billion euro.

Graph 2:
Households and NPISH gross disposable income and final consumption expenditure growth (change compared with the previous year)



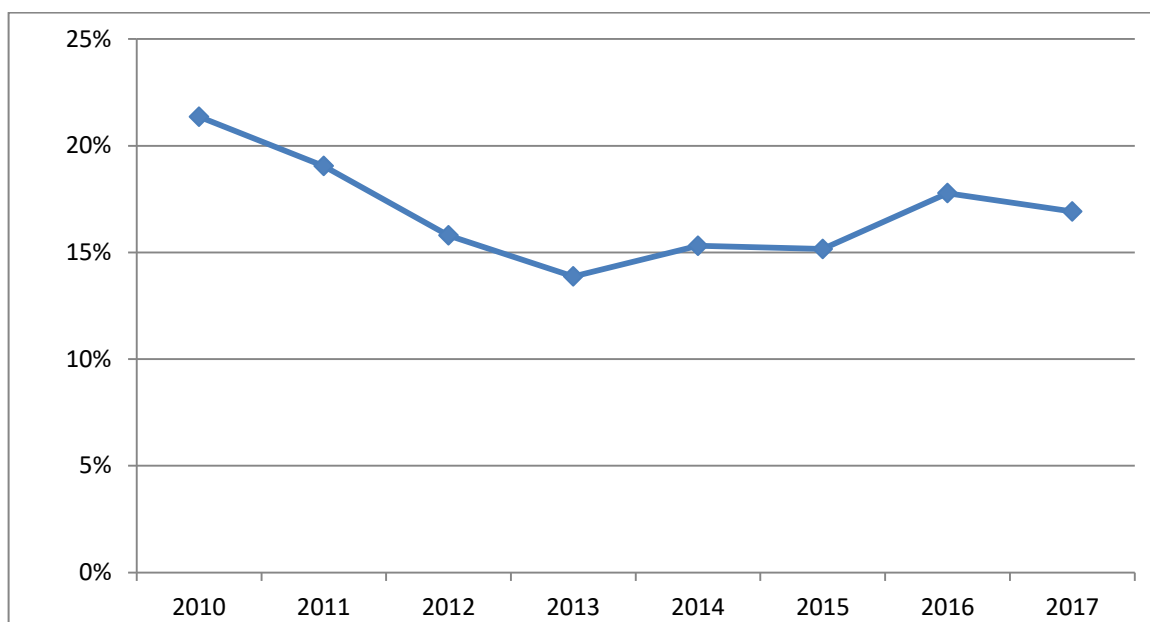
The evolution of the saving rate of Households and NPISH, defined as gross savings divided by gross disposable income, is presented in the Graph 3, for years 2010-2017. In particular, the saving rate of households and NPISH was -7.2% in 2017 compared with -6.9% in 2016.

Graph 3:
Saving rate of Households and NPISH



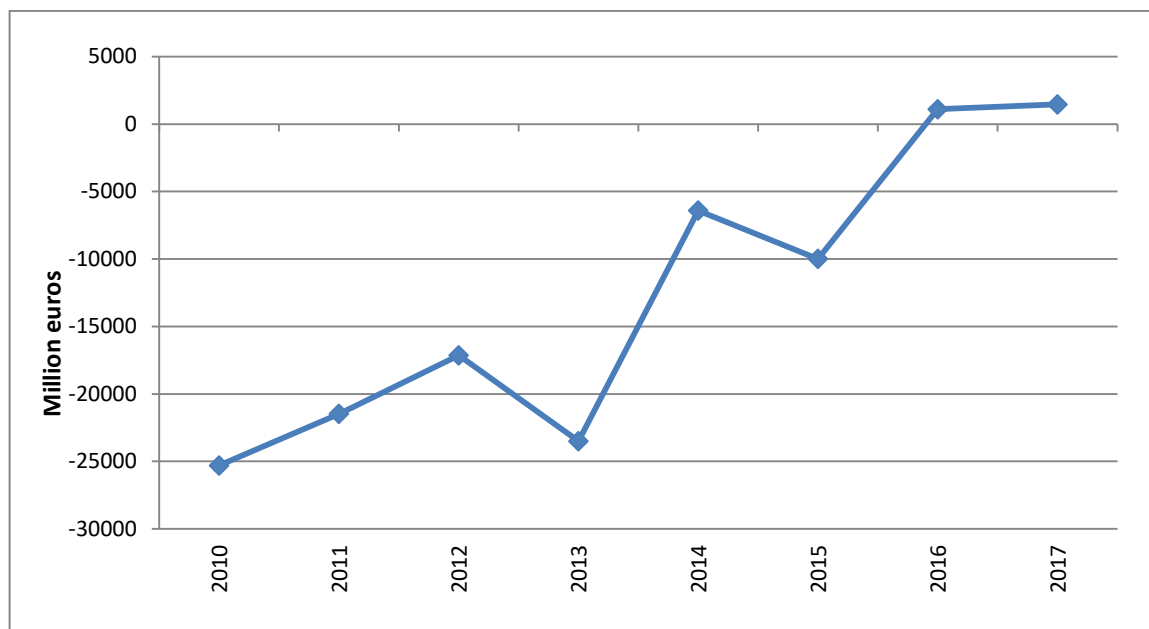
In Graph 4 is shown the evolution of the gross investment rate of the sector S.11 defined as gross fixed capital formation divided by gross value added. The gross investment rate of sector S.11 was 16.9% in 2017 compared with 17.8% in 2016.

Graph 4:
Gross investment rate of non-financial corporations



In Graph 5 the evolution of net lending(+)/net borrowing(-) of General Government (S.13) is presented for the period 2010-2017.

Graph 5:
Net lending(+)/net borrowing(-) of General Government (in million €)



References

Detailed tables of the annual non-financial sector accounts are provided in the website of ELSTAT:

<http://www.statistics.gr/en/statistics/eco>

Contacts

National Accounts Division

Synthesis of Accounts and Accounts with the rest of the World Section

Anastasia Katsika, Michail Kastelianos.

Tel : +30 213 135 2082. +30 213 135 2580

Fax : +30 213 135 2552

Email: a.katsika@statistics.gr, m.kastelianos@statistics.gr