



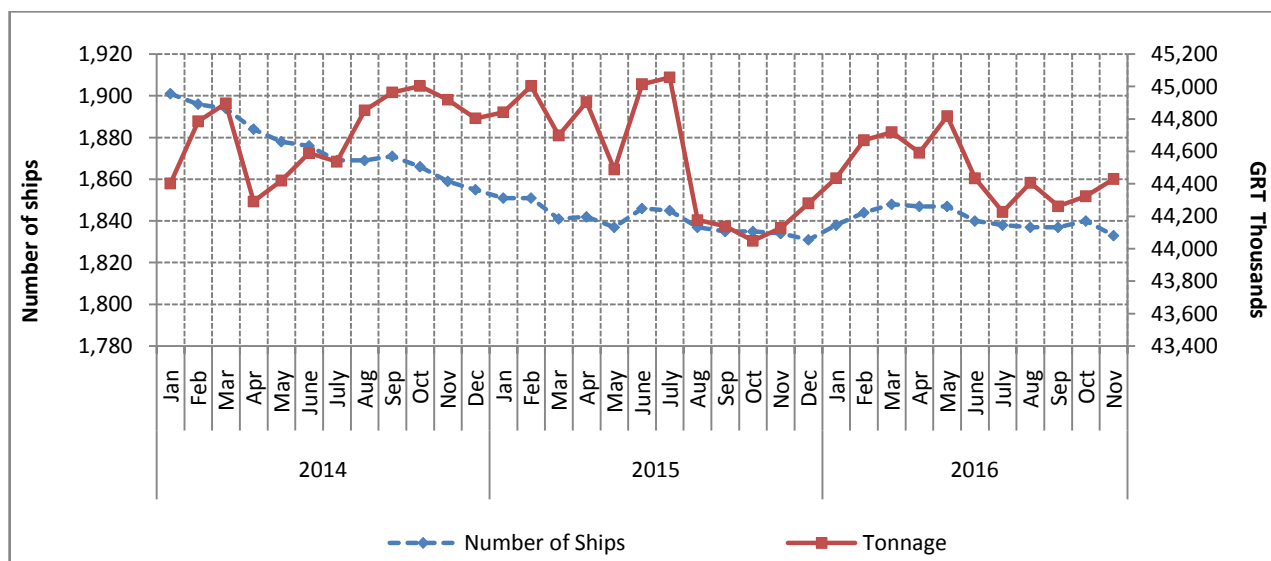
PRESS RELEASE

GREEK MERCHANT FLEET: November 2016 (Provisional data)

The Hellenic Statistical Authority (ELSTAT) announces data on the Greek Merchant Fleet (for vessels of 100 GRT¹) for November 2016. Particularly:

- The Greek Merchant Fleet decreased by 0.1% in November 2016 compared with November 2015, while it recorded a decline of 1.3% in November 2015 compared with November 2014 (Table 1).
- The gross tonnage of the Greek Merchant Fleet, for vessels of 100 GRT and over, recorded an increase of 0.7% in November 2016 compared with November 2015, while a decline of 1.8% was observed in November 2015 compared to November 2014 (Table 1).

Graph 1. Greek Merchant ships of 100 GRT and over: January 2014 – November 2016



Information:

Division of Statistics on Trade and Services

Section of Shipping Statistics

Papandreou Konstantinos

Tel : 213 135 2187

Fax: 213 135 3059

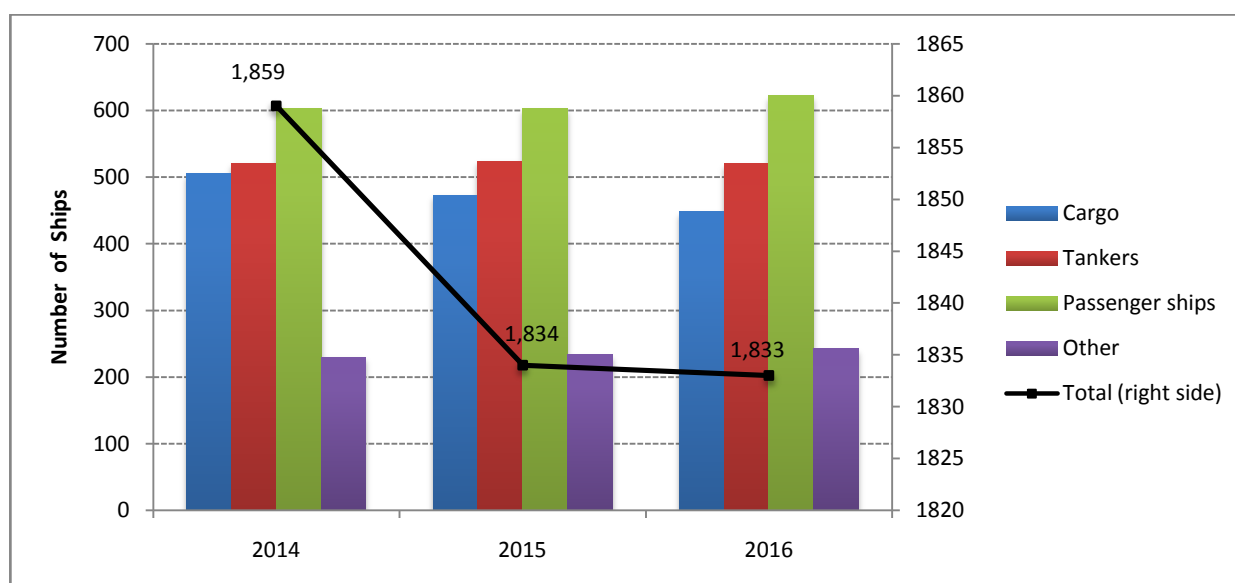
email: k.papandreou@statistics.gr

¹ GRT: Gross Tonnage

**Table 1. Number and tonnage of Greek Merchant ships of 100 GRT and over, by types of ships
November 2014 – 2016**

November										
	2014		2015		Change % 2015/2014		2016		Change % 2016/2015	
Types of ships	Number of ships	Tonnage (GRT)	Number of ships	Tonnage (GRT)	Number of ships	Tonnage (GRT)	Number of ships	Tonnage (GRT)	Number of ships	Tonnage (GRT)
Cargo	505	16,486,894	473	15,015,553	-6.3%	-8.9%	448	14,401,203	-5.3%	-4.1%
Tankers	521	26,997,860	524	27,707,754	0.6%	2.6%	520	28,577,502	-0.8%	3.1%
Passenger ships	603	1,366,664	603	1,337,307	0.0%	-2.1%	622	1,366,862	3.2%	2.2%
Other	230	67,779	234	68,696	1.7%	1.4%	243	85,191	3.8%	24.0%
Total:	1,859	44,919,197	1,834	44,129,310	-1.3%	-1.8%	1,833	44,430,758	-0.1%	0.7%

Graph 2a: Number of Greek Merchant ships of 100 GRT and over, by types of ships, November 2014 – 2016



Graph 2b: Tonnage of Greek Merchant Ships of 100 GRT and over, by types of ships, November 2014 – 2016

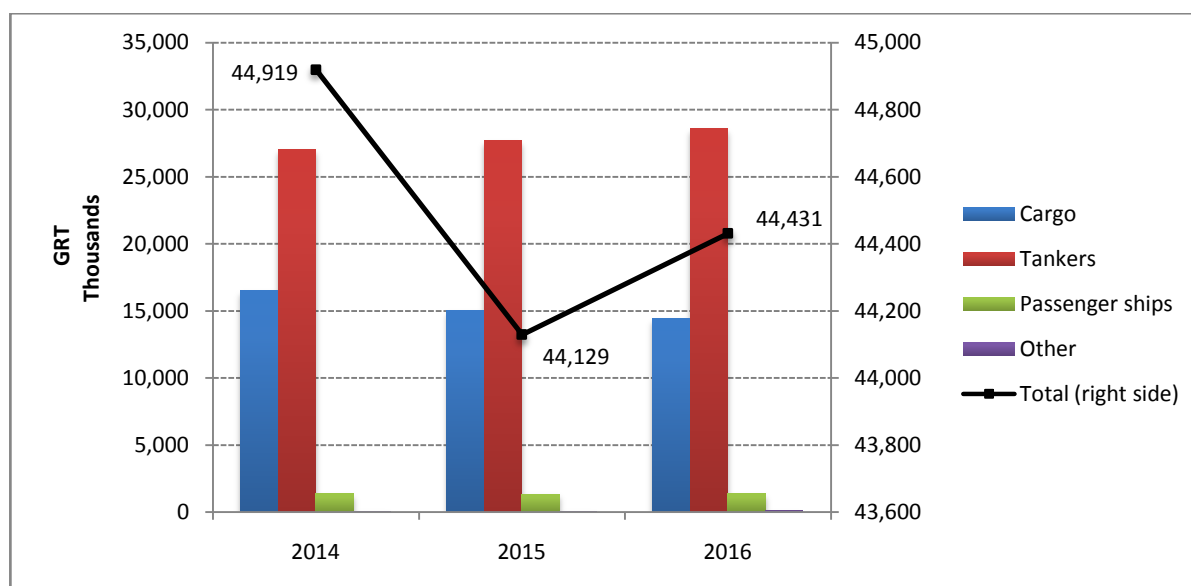


Table 2. Distribution of the Greek Merchant ships of 100 GRT and over, by tonnage groups, November 2014 – 2016

November										
	2014		2015		Change % 2015/2014		2016		Change % 2016/2015	
Tonnage groups	Number of ships	Tonnage (GRT)	Number of ships	Tonnage (GRT)	Number of ships	Tonnage (GRT)	Number of ships	Tonnage (GRT)	Number of ships	Tonnage (GRT)
[100-500)	730	184,778	726	184,676	-0.5%	-0.1%	739	188,071	1.8%	1.8%
[500-3.000)	329	411,194	331	411,286	0.6%	0.0%	338	418,369	2.1%	1.7%
[3.000-7.000)	70	315,228	71	317,544	1.4%	0.7%	73	324,475	2.8%	2.2%
[7.000-10.000)	24	204,158	23	195,134	-4.2%	-4.4%	20	169,974	-13.0%	-12.9%
[10.000-20.000)	41	620,260	45	675,245	9.8%	8.9%	47	697,632	4.4%	3.3%
[20.000-30.000)	93	2,521,109	85	2,282,631	-8.6%	-9.5%	82	2,188,249	-3.5%	-4.1%
[30.000+)	572	40,662,470	553	40,062,794	-3.3%	-1.5%	534	40,443,988	-3.4%	1.0%
Total:	1,859	44,919,197	1,834	44,129,310	-1.3%	-1.8%	1,833	44,430,758	-0.1%	0.7%

Graph 3: Distribution of Greek Merchant ships of 100 GRT and over, by tonnage groups, November 2014 – 2016

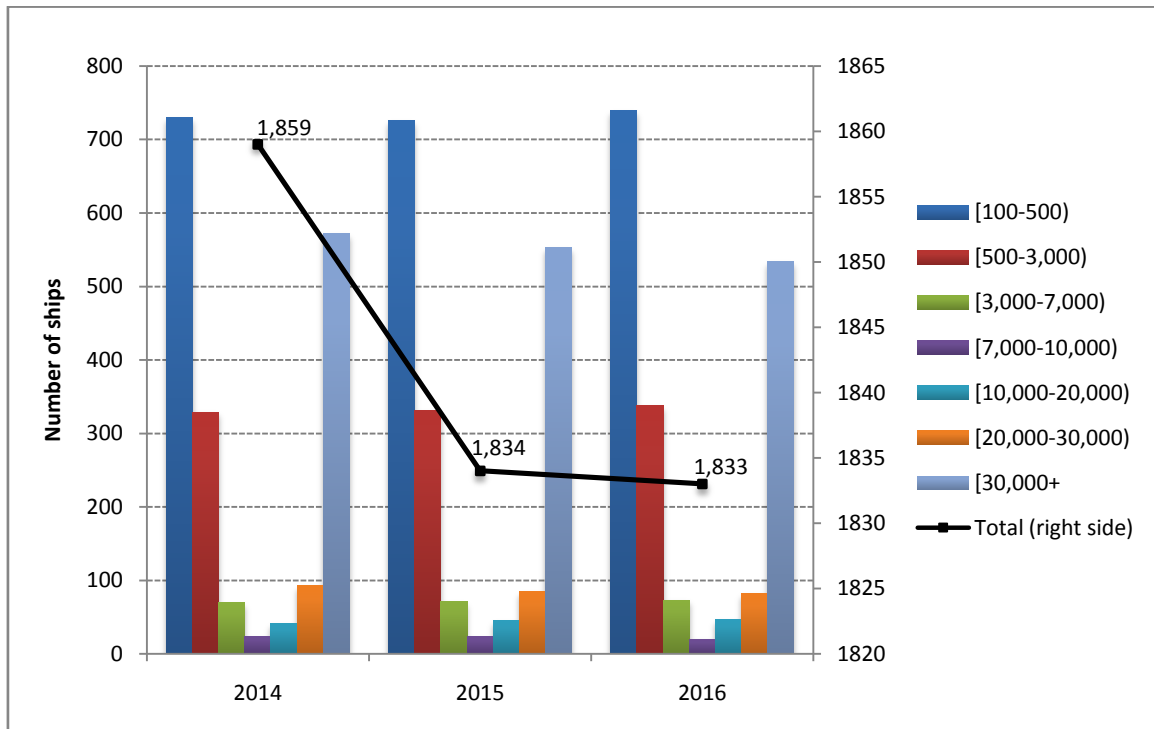
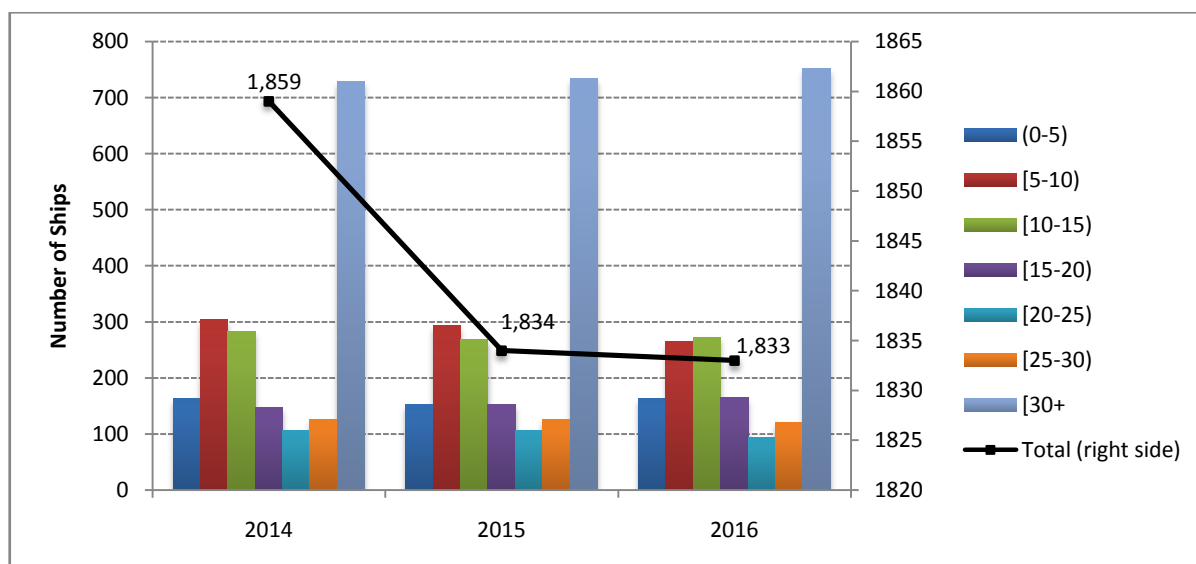


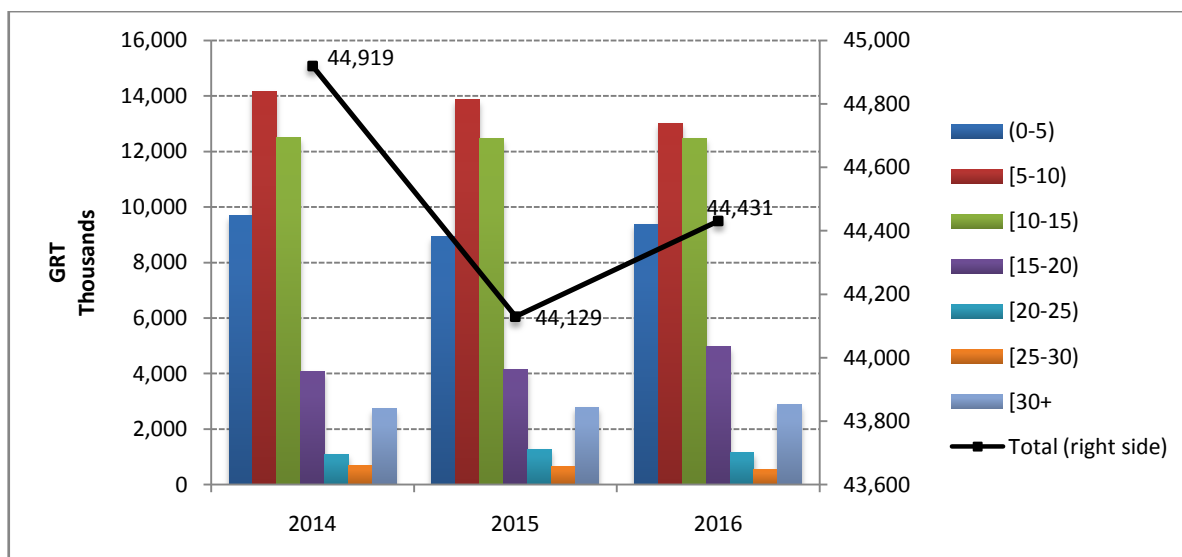
Table 3. Distribution of Greek Merchant ships of 100 GRT and over, by age groups, November 2014 – 2016

November										
	2014		2015		Change % 2015/2014		2016		Change % 2016/2015	
Age groups	Number of ships	Tonnage (GRT)	Number of ships	Tonnage (GRT)	Number of ships	Tonnage (GRT)	Number of ships	Tonnage (GRT)	Number of ships	Tonnage (GRT)
(0-5)	164	9,697,732	153	8,945,008	-6.7%	-7.8%	163	9,387,655	6.5%	4.9%
[5-10)	304	14,147,710	294	13,875,081	-3.3%	-1.9%	266	13,023,349	-9.5%	-6.1%
[10-15)	283	12,494,372	268	12,462,097	-5.3%	-0.3%	273	12,482,576	1.9%	0.2%
[15-20)	147	4,066,894	153	4,139,542	4.1%	1.8%	165	4,968,651	7.8%	20.0%
[20-25)	106	1,095,801	106	1,280,598	0.0%	16.9%	94	1,158,715	-11.3%	-9.5%
[25-30)	126	692,050	126	638,088	0.0%	-7.8%	120	534,332	-4.8%	-16.3%
[30+)	729	2,724,638	734	2,788,896	0.7%	2.4%	752	2,875,480	2.5%	3.1%
Total:	1,859	44,919,197	1,834	44,129,310	-1.3%	-1.8%	1,833	44,430,758	-0.1%	0.7%

Graph 4a. Distribution of Greek Merchant ships 100 GRT and over, by age groups, November 2014 – 2016



Graph 4b. Tonnage of Greek Merchant ships of 100 GRT and over by age groups, November 2014 – 2016



METHODOLOGICAL NOTES

Greek Merchant Fleet Survey	The Survey on the Greek Merchant Fleet is conducted on a monthly basis since 1964 without any major methodological changes ever since. The purpose of the survey is to fully record statistical data on the number and basic characteristics of the Greek merchant ships, thus depicting the evolution over the course of time of the Greek merchant fleet.
Legal Framework	The survey is conducted in compliance with the joint Ministerial Decision (No 6792/G-81/11-4-97), signed by the Minister of National Economy and the Minister of Mercantile Marine.
Reference Period	The results of the survey refer to the end of November 2016.
Coverage	The survey covers all domestic Port Authorities, as well as Greek Consular Port Authorities abroad, which keep ship registers. These Authorities have to send a report on a monthly basis to the Hellenic Statistical Authority (ELSTAT) pertaining to the changes in the Greek merchant ships registered in their ship registers.
Definitions	<p>Merchant ship: Seagoing self-propelled vessel, at least of 10 GRT, designed for the carriage of goods, transport of passengers, for fishing, towing or specially fitted out for other commercial maritime activities.</p> <p>Greek merchant fleet: The total number of the merchant ships registered in Greece, which belong to natural or legal persons residing on the Greek territory. The Greek flag carried by these ships means that all their maritime activities (subsidies for ship building, cargo limitations and other tax provisions) are governed by commercial and economic rules which are laid down by the respective Greek authorities.</p> <p>Gross Register Tonnage (GRT): Refers to the spaces within the hull and of the enclosed spaces above the deck which are available for carrying goods, food, passengers and crew. GRT is equal to the volume of 100 cubic feet or 2.83 m³.</p> <p>Net Register Tonnage (NRT): It is derived from the gross tonnage by deducting allowances in respect of spaces used for the crew, navigating and propelling machinery, fuel and water ballasts, and other spaces not used for passengers or cargo.</p> <p>Age of ship: indicated by the year of original construction of the hull or that of the hull containing the engine room.</p>
Methodology	<p>It is an exhaustive survey conducted by all domestic Port Authorities and Greek Consular Port Authorities abroad, which report to ELSTAT, on a monthly basis, on changes in the ships pertaining to: a) new registrations of ships in the ship registers, b) change in the name of a ship, c) change of ownership, d) transfers to or from a different port, e) deletion of a ship from a ship a register, f) final measurement – remeasurement of ships, g) replacement of the ship's engine.</p> <p>All these data, after being dully processed, are used to update, through a specially designed software application, the Official Register of Greek Merchant Ships. This Register is used for the production of monthly and annual statistical results.</p>
References	Further information (tables, charts) concerning the Survey on the Greek Merchant Fleet can be found on the webpage of ELSTAT (www.statistics.gr), under the link: < Industry, Trade, Services, Transport > Transport >Shipping > Greek Merchant Fleet of 100 GRT and over>>.