



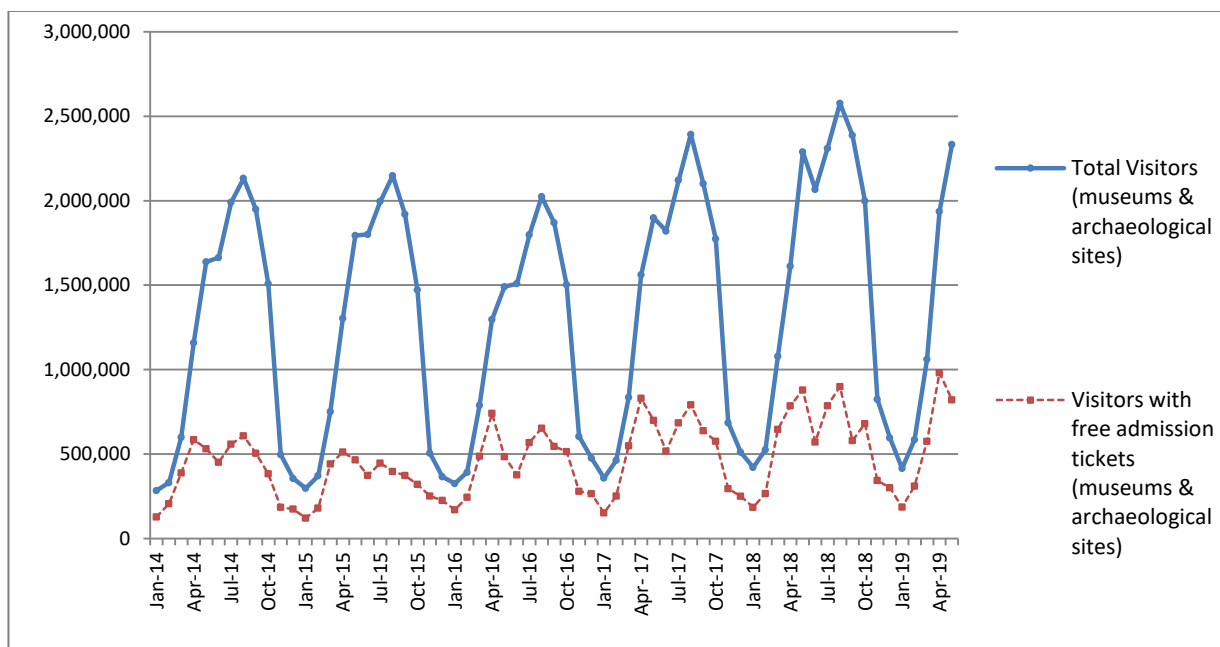
PRESS RELEASE

SURVEY ON MUSEUMS AND ARCHAEOLOGICAL SITES ATTENDANCE MAY 2019

The Hellenic Statistical Authority (ELSTAT) announces the results of the *Survey on Museums and Archaeological Sites Attendance* for May 2019. More specifically:

- In May 2019 compared with the corresponding month of 2018, Museums experienced a 2.5% increase in the number of visitors and a 2.2% decrease in the number of free admission visitors as well as a 4.1% increase in their receipts (Table 1),
- In May 2019 compared with the corresponding month of 2018, the number of visitors at Archaeological sites recorded an increase of 1.7%, while a decrease of 9.0% was observed in the number of free admission visitors and an increase of 9.7% in the corresponding receipts (Table 1),
- During the five-month period from January to May 2019, an increase of 7.0% was observed in the number of visitors of Museums, while an increase of 3.5% was recorded in the number of free admission visitors and a 10.9% increase in the relevant receipts, in comparison with the corresponding period of 2018 (Table 2),
- As regards Archaeological sites, during the five-month period from January to May 2019, an increase of 6.8% was recorded in the number of visitors, while a 4.4% increase was observed in the number of free admission visitors and a 12.0% increase in the relevant receipts, in comparison with the corresponding period of 2018 (Table 2).

Graph 1: Visitors of Museums and Archaeological sites (Jan 2014 – May 2019)



Information on methodological issues:

Sectoral Statistics Division
Tourism and Cultural Statistics Section
Head of the Section: Asimina Katri
Tel: +30 213 135 2168
Fax: +30 213 135 2947
e-mail: a.katri@statistics.gr

Information for data provision:

Tel. +30 213 135 2022, 2308, 2310
e-mail: Data.dissem@statistics.gr

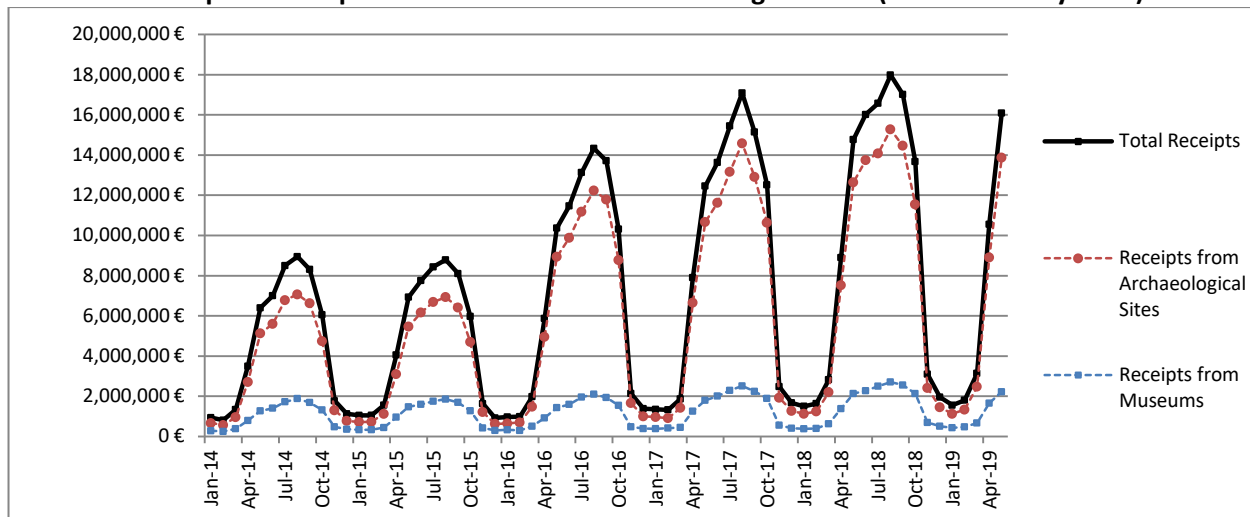
**TABLE 1: VISITORS OF MUSEUMS AND ARCHAEOLOGICAL SITES - TOTAL RECEIPTS
(MAY 2018 & MAY 2019)**

I. VISITORS			
Museums and Archaeological sites	2018	2019	Change 2019/2018
Total number of visitors (A+B)	2,289,175	2,333,248	1.9%
A. Museums (C+E)	661,231	677,833	2.5%
Acropolis Museum	191,087	175,143	-8.3%
National Archaeological	59,914	61,081	1.9%
Ancient Olympia	20,957	21,486	2.5%
Palace of the Grand Master (Rhodes)	28,306	29,122	2.9%
Herakleion Archaeological (Crete)	65,295	73,736	12.9%
White Tower	19,439	26,428	36.0%
Delphi	33,184	39,024	17.6%
Other museums	243,049	251,813	3.6%
B. Archaeological Sites (D+F)	1,627,944	1,655,415	1.7%
Epidavros ⁽¹⁾	87,407	66,894	-23.5%
The Acropolis of Mycenae & Atreus' Treasure	68,229	65,168	-4.5%
The Acropolis of Athens	372,854	402,659	8.0%
Sounio	36,288	40,335	11.2%
The Acropolis of Lindos	61,289	62,045	1.2%
Royal Tombs of Vergina	36,524	33,184	-9.1%
Ancient Olympia	64,134	54,539	-15.0%
Knossos (Crete)	91,110	104,194	14.4%
Phaistos (Crete)	14,406	13,302	-7.7%
Ancient Korinthos ⁽¹⁾	27,673	26,883	-2.9%
Mystras ⁽¹⁾	20,337	18,625	-8.4%
Delphi	48,385	44,591	-7.8%
Other archaeological sites	699,308	722,996	3.4%
II. VISITORS WHO PAID TICKET			
	2018	2019	Change 2019/2018
Total number of visitors who paid ticket (C+D)	1,409,979	1,512,193	7.2%
C. Museums	351,231	374,737	6.7%
D. Archaeological sites	1,058,748	1,137,456	7.4%
III. VISITORS WITH FREE ADMISSION TICKETS			
	2018	2019	Change 2019/2018
Total number of visitors with free admission ticket (E+F)	879,196	821,055	-6.6%
E. Museums	310,000	303,096	-2.2%
F. Archaeological sites	569,196	517,959	-9.0%
IV. RECEIPTS (euros)			
	2018	2019	Change 2019/2018
Total Receipts (G+H)	14,774,211	16,091,033	8.9%
G. Museums	2,131,117	2,218,460	4.1%
H. Archaeological sites	12,643,094	13,872,573	9.7%

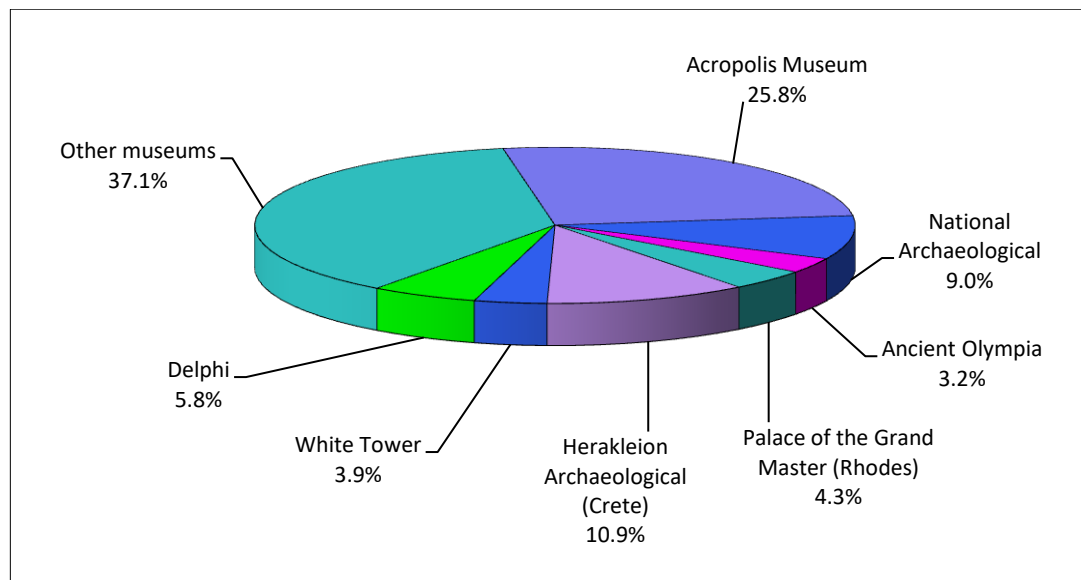
⁽¹⁾ Flat rate ticket, valid both for the museum and the archaeological site.

The following graphs depict the evolution of the receipts (Graph 2), as well as the number of visitors by Museum and Archaeological Site (Graphs 3 and 4, respectively),

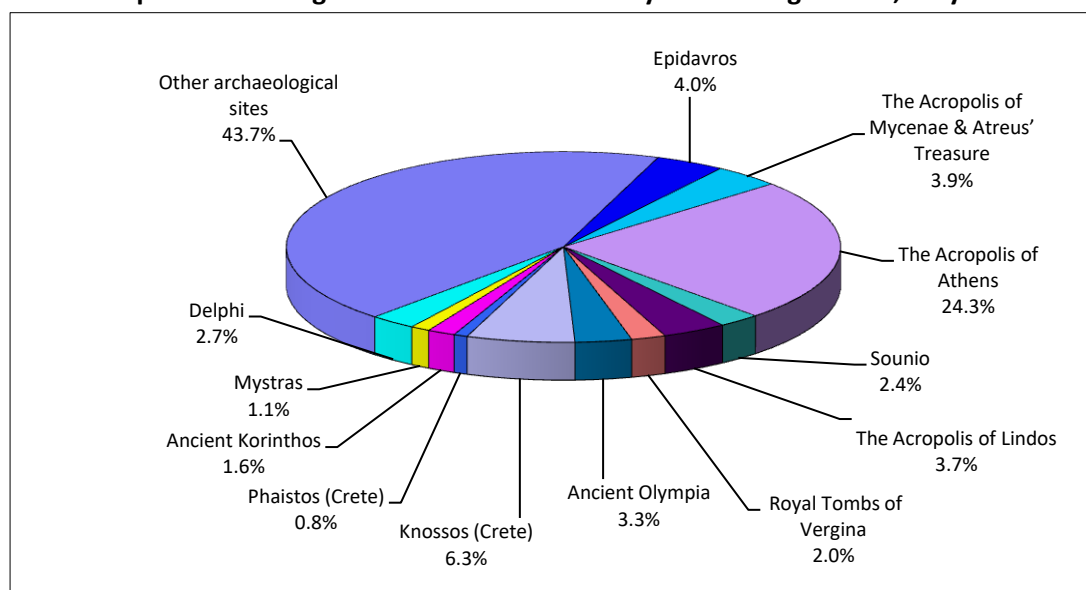
Graph 2: Receipts from Museums and Archaeological Sites (Jan 2014 - May 2019)



Graph 3: Percentage distribution of Visitors by Museum, May 2019



Graph 4: Percentage distribution of Visitors by Archaeological site, May 2019



**TABLE 2: VISITORS OF MUSEUMS AND ARCHAEOLOGICAL SITES - TOTAL RECEIPTS
(2017, 2018 AND JANUARY-MAY 2018 & 2019)**

I. VISITORS					
Museums and Archaeological sites	2017	2018	JANUARY-MAY		change
			2018	2019	2019/2018
Total number of visitors (A+B)	16,524,557	18,603,282	5,926,351	6,331,572	6.8%
A. Museums (C+E)	5,191,781	5,702,211	1,975,452	2,113,473	7.0%
Acropolis Museum	1,593,362	1,774,304	633,374	656,031	3.6%
National Archaeological	545,555	594,219	213,232	238,474	11.8%
Ancient Olympia	145,118	156,658	64,234	69,234	7.8%
Palace of the Grand Master (Rhodes)	235,413	242,759	45,131	50,708	12.4%
Herakleion Archaeological (Crete)	426,191	555,031	140,456	151,364	7.8%
White Tower	268,149	225,944	77,233	90,379	17.0%
Delphi	211,827	249,754	98,028	114,692	17.0%
Other museums	1,766,166	1,903,542	703,764	742,591	5.5%
B. Archaeological Sites (D+F)	11,332,776	12,901,071	3,950,899	4,218,099	6.8%
Epidavros ⁽¹⁾	469,060	548,900	220,660	197,246	-10.6%
The Acropolis of Mycenae & Atreus' Treasure	412,397	495,993	199,277	199,800	0.3%
The Acropolis of Athens ⁽²⁾	2,766,218	3,150,604	1,079,010	1,171,113	8.5%
Sounio	259,709	306,665	116,108	115,924	-0.2%
The Acropolis of Lindos ⁽³⁾	441,012	489,137	81,275	91,676	12.8%
Royal Tombs of Vergina	203,632	222,503	98,616	97,843	-0.8%
Ancient Olympia	481,252	484,238	145,532	141,972	-2.4%
Knossos (Crete)	634,710	855,663	174,259	211,694	21.5%
Phaistos (Crete)	95,182	134,538	48,393	36,614	-24.3%
Ancient Korinthos ⁽¹⁾	191,836	196,944	68,459	72,743	6.3%
Mystras ⁽¹⁾	125,549	145,939	51,310	49,338	-3.8%
Delphi	345,804	405,947	153,383	148,615	-3.1%
Other archaeological sites	4,906,415	5,464,000	1,514,617	1,683,521	11.2%
II. VISITORS WHO PAID TICKET					
	2017	2018	JANUARY-MAY		change
			2018	2019	2019/2018
Total number of visitors who paid ticket (C+D)	10,288,448	11,576,110	3,164,383	3,457,754	9.3%
C. Museums	2,831,466	3,155,269	917,031	1,018,063	11.0%
D. Archaeological sites	7,456,982	8,420,841	2,247,352	2,439,691	8.6%
III. VISITORS WITH FREE ADMISSION TICKETS					
	2017	2018	JANUARY-MAY		change
			2018	2019	2019/2018
Total number of visitors with free admission ticket (E+F)	6,236,109	7,027,172	2,761,968	2,873,818	4.0%
E. Museums	2,360,315	2,546,942	1,058,421	1,095,410	3.5%
F. Archaeological sites	3,875,794	4,480,230	1,703,547	1,778,408	4.4%
IV. RECEIPTS (euros)					
	2017	2018	JANUARY-MAY		change
			2018	2019	2019/2018
Total Receipts (G+H)	102,887,879	115,772,341	29,627,414	33,134,655	11.8%
G. Museums	16,175,121	18,251,493	4,902,973	5,436,362	10.9%
H. Archaeological sites	86,712,758	97,520,848	24,724,441	27,698,293	12.0%

⁽¹⁾ Flat rate ticket, valid both for the museum and the archaeological site.

⁽²⁾ From May 2017 onwards, the data for the number of tickets in the archaeological site of the Acropolis of Athens include the tickets of the Ancient Theatre of Dionysos.

⁽³⁾ The data referring to the number of tickets for the archaeological sites of the Acropolis of Lindos from November 2018 to February 2019 are provisional and are based on estimation.

EXPLANATORY NOTES

Survey on Museums and Archaeological Sites Attendance	<p>The Survey on Museums and Archaeological Sites Attendance has been producing results since 1970. The survey collects data from the Archaeological Receipts Fund (ARF) of the Ministry of Culture and Sports concerning the number of visitors and the receipts from the tickets sold in the Museums and Archaeological sites of the country.</p> <p>The corresponding data for the Acropolis Museum are available from December 2009 onwards.</p>
Legal Framework	<p>The survey is conducted since 1970 on a regular basis and it produces results on a monthly and yearly basis, in compliance with the Joint Ministerial Decision 15189/B379/73.</p>
Reference Period	<p>01/05/2019 to 31/05/2019.</p>
Methodology and Definitions	<p>The Survey is conducted on a monthly basis from data collected from the Archaeological Receipts Fund (ARF) of the Ministry of Culture and Sports concerning on the number of visitors and the receipts from the tickets sold in the Museums and Archaeological sites of the country. ELSTAT tabulates the data on Museums and the Archaeological sites for the whole of the Country, by month and by year.</p> <p>Number of flat rate tickets</p> <p>From April 1999 onwards, in some museums and the nearby archaeological sites, in addition to the ordinary ticket, a new “flat rate ticket” was established, which is valid for both the museum and the nearby archaeological site. The total number of these flat rate tickets for May 2019 was 137,468.</p>
References	<p>More information on the Survey on Museums and Archaeological Sites Attendance and detailed time series are available on: http://www.statistics.gr/en/statistics/-/publication/SCI21/-</p>