

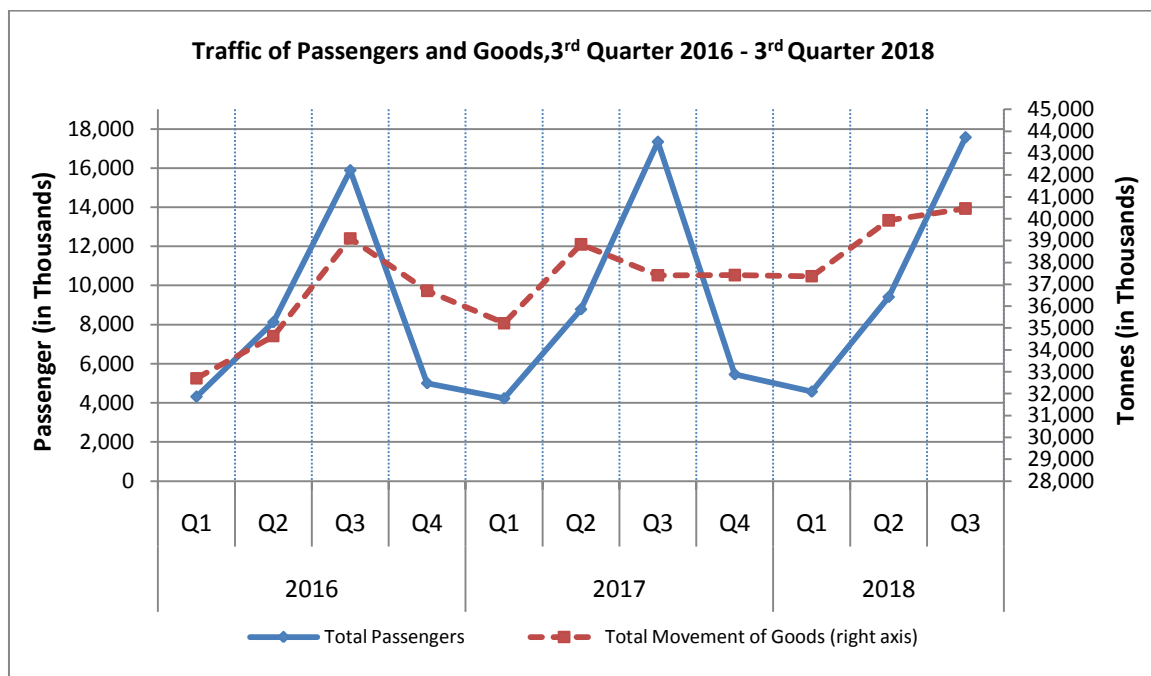


PRESS RELEASE

TRAFFIC OF PASSENGERS, GOODS AND MOBILE UNITS IN GREEK PORTS: 3rd QUARTER 2018 (Provisional data)

The Hellenic Statistical Authority (ELSTAT) announces data on traffic of passengers, goods and mobile units in the Greek ports for the 3rd Quarter 2018. Particularly:

- The total passenger traffic in Greek ports in the 3rd quarter 2018 recorded an increase of 1.3% compared with the 3rd quarter 2017. The corresponding period of 2017-2016, the total passenger traffic increased by 9.2% (Table 1).
- The total movements of goods in Greek ports in the 3rd quarter 2018 increased by 8.2% compared with the 3rd quarter 2017. The corresponding period of 2017-2016, the total movements of goods decreased by 4.3% (Table 2).
- The total traffic of mobile units in Greek ports in the 3rd quarter 2018 decreased by 1.3% compared with the 3rd quarter 2017. The corresponding period of 2017-2016, the total traffic of mobile units increased by 5.1% (Table 3).



Information

Division of Statistics on Trade and Services
Section of Shipping Statistics
Papandreou Konstantinos
Tel : 213 135 2187
Fax: 213 135 2398
Email: k.papandreou@statistics.gr

Table 1. Domestic and international passenger traffic in Greek ports: 3rd Quarter 2016 - 2018

3 rd Quarter					
	2016	2017	Change % 2017/2016	2018	Change % 2018/2017
Domestic passengers (Disembarked / embarked)	15,088,660	16,404,404	8.7%	16,580,151	1.1%
International passengers	793,155	932,885	17.6%	986,857	5.8%
Disembarked	391,606	463,964	18.5%	495,626	6.8%
Embarked	401,549	468,921	16.8%	491,231	4.8%
Total:	15,881,815	17,337,289	9.2%	17,567,008	1.3%

Graph 1. Domestic and international passenger traffic in Greek ports: 3rd Quarter 2016 – 2018

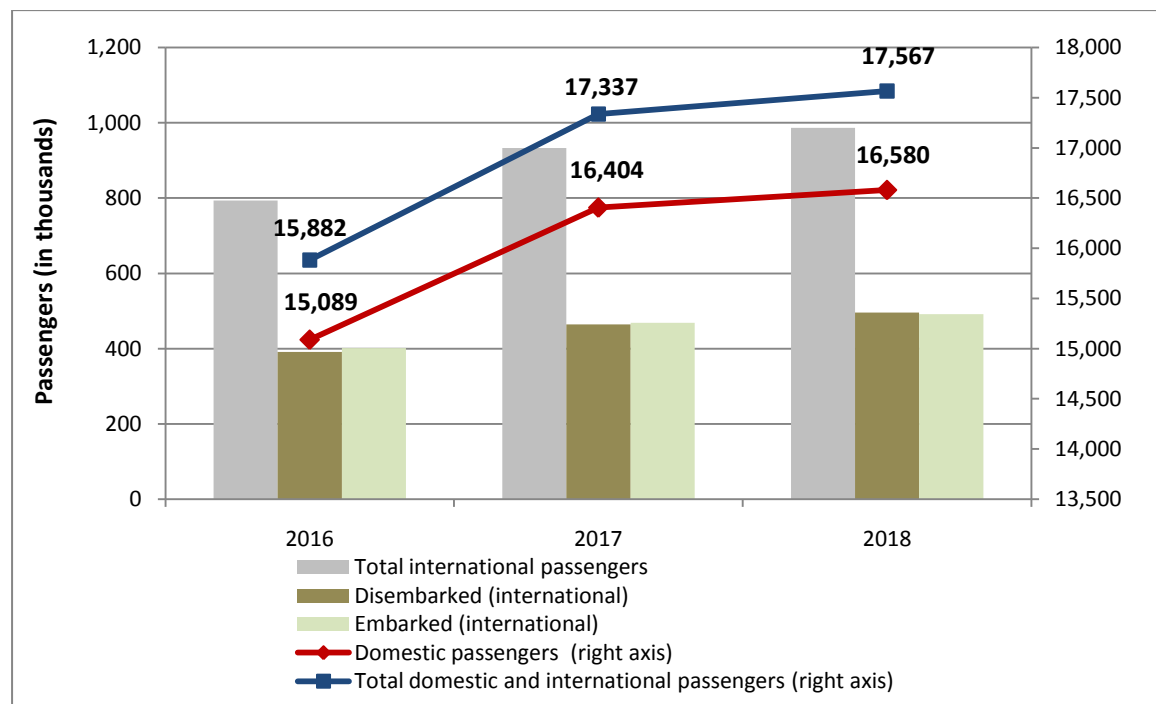


Table 2. Domestic and international movements of goods in Greek ports: 3rd Quarter 2016 - 2018

3rd Quarter					
(in tons)	2016	2017	Change % 2017/2016	2018	Change % 2018/2017
Domestic goods (Unloaded / loaded)	9,292,761	8,911,912	-4.1%	8,903,446	-0.1%
International goods	29,809,927	28,499,863	-4.4%	31,561,838	10.7%
Unloaded	16,608,093	15,999,437	-3.7%	17,743,084	10.9%
Loaded	13,201,834	12,500,426	-5.3%	13,818,754	10.5%
Total:	39,102,688	37,411,775	-4.3%	40,465,284	8.2%

Graph 2. Domestic and international movements of goods in Greek ports: 3rd Quarter 2016 – 2018

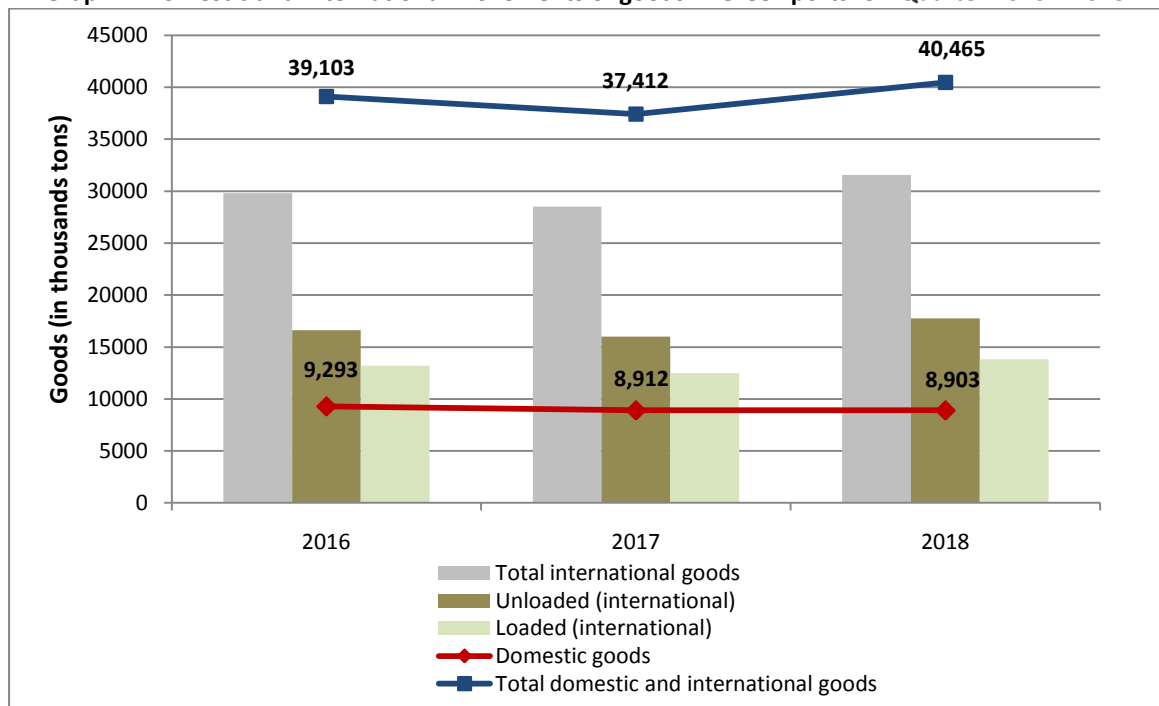
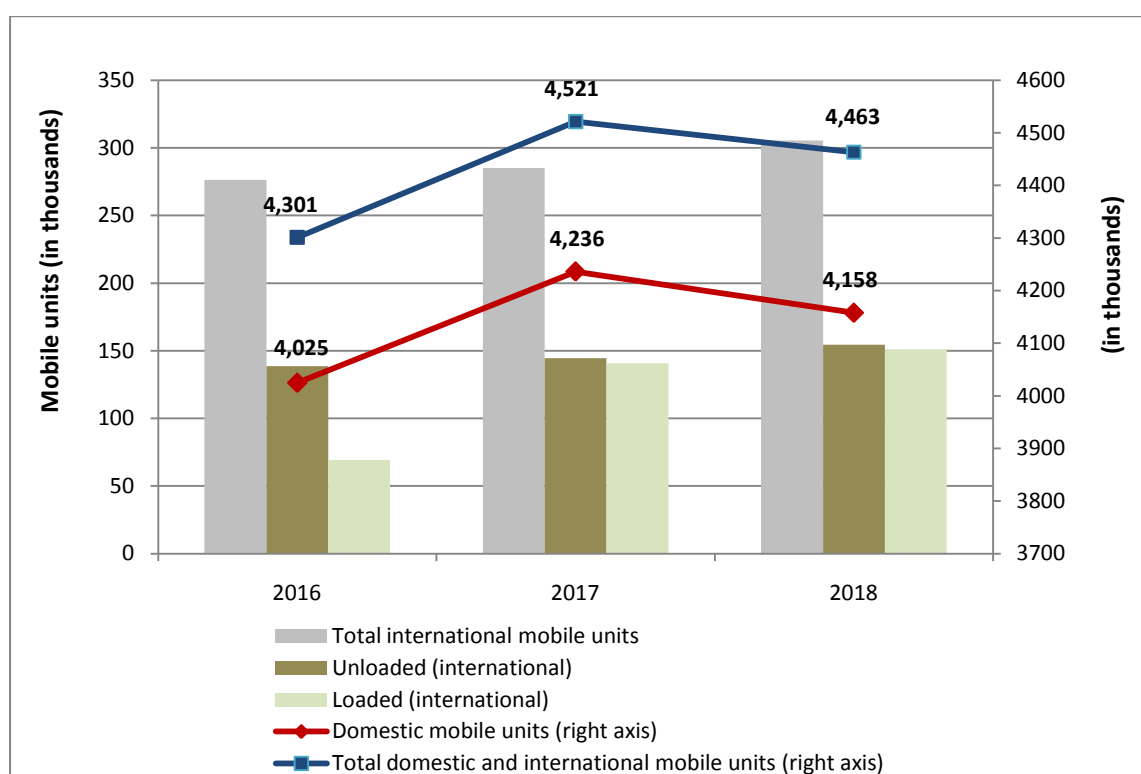


Table 3. Domestic and international traffic of mobile units in Greek ports: 3rd Quarter 2016 - 2018

3 rd Quarter					
	2016	2017	Change % 2017/2016	2018	Change % 2018/2017
Domestic mobile units (Unloaded / loaded)	4,024,870	4,236,190	5.3%	4,157,805	-1.9%
International mobile units	276,438	285,099	3.1%	305,331	7.1%
Unloaded	138,630	144,407	4.2%	154,397	6.9%
Loaded	137,808	140,692	2.1%	150,934	7.3%
Total:	4,301,308	4,521,289	5.1%	4,463,136	-1.3%

Graph 3. Domestic and international traffic of mobile units in Greek ports: 3rd Quarter 2016 – 2018



METHODOLOGICAL NOTES

Survey on the traffic of passengers goods and mobile units in Greek ports	<p>The survey on traffic of passengers goods and mobile units in Greek ports is conducted on a monthly basis since 1960 and it has been producing quarterly and annual results. This survey is conducted in compliance with EU regulation 2009/42 which provides for the harmonization of statistical returns in respect of carriage of passengers goods by sea in the EU Member States.</p> <p>The purpose of the survey is to collect statistical data on maritime transport and to disseminate these data to all relevant users.</p>
Legal framework	<p>This survey is fully harmonized with EU legislation and more specifically with Council Directive (EC) 2009/42 of the European Parliament.</p>
Reference period	<p>The data of the survey refer to the 3rd quarter 2018.</p>
Coverage	<p>The survey covers all merchant vessels of net tonnage 10 GRT and over which carry passengers goods and mobile units by sea to and from domestic and international ports for commercial purposes. Consequently fish-catching vessels, research and survey vessels, dredgers, naval vessels or vessels used solely for non-commercial purposes are not included in the survey.</p>
Definitions	<p>Domestic Passengers: Refers to movement of passengers between Greek ports International passengers: Refers to movement of passengers in Greek ports with embarking or disembarking at foreign ports.</p>
Methodology	<p>The survey is an exhaustive survey which is conducted for all vessels meeting the necessary criteria. The survey is carried out by means of specialized questionnaires which must be filled in by the competent bodies:</p> <ul style="list-style-type: none">a) The domestic Port Authorities which have the responsibility to fill in the questionnaires for the goods transport in cooperation with the maritime transport agent.b) The shipping companies and the financial officers of the ships who have the responsibility to fill in the questionnaires for the passenger traffic.c) Piraeus Port Authority (OLP) and Thessaloniki Port Authority (OLTH) which record the large majority of goods transport data and send these statistical returns to ELSTAT electronically by means of a specially designed software application. <p>ELSTAT after having received all the above mentioned data proceeds to data checks, codification, processing and tabulation of the data.</p> <p>It should be stressed that the survey is conducted in compliance with international classifications and definitions applied for the variables of the relevant survey, which are laid down in Eurostat's manual «Reference Manual on Maritime Transport Statistics Version 3.0 July 2016».</p>
References	<p>More information (tables charts) concerning the survey on maritime transport of passenger, goods and mobile units in the Greek ports by merchant vessels can be found on the web page of ELSTAT (www.statistics.gr) under the link << <i>Industry, Trade, Services, Transport > Transport > Shipping > Passenger and goods transportation</i>>>.</p>