



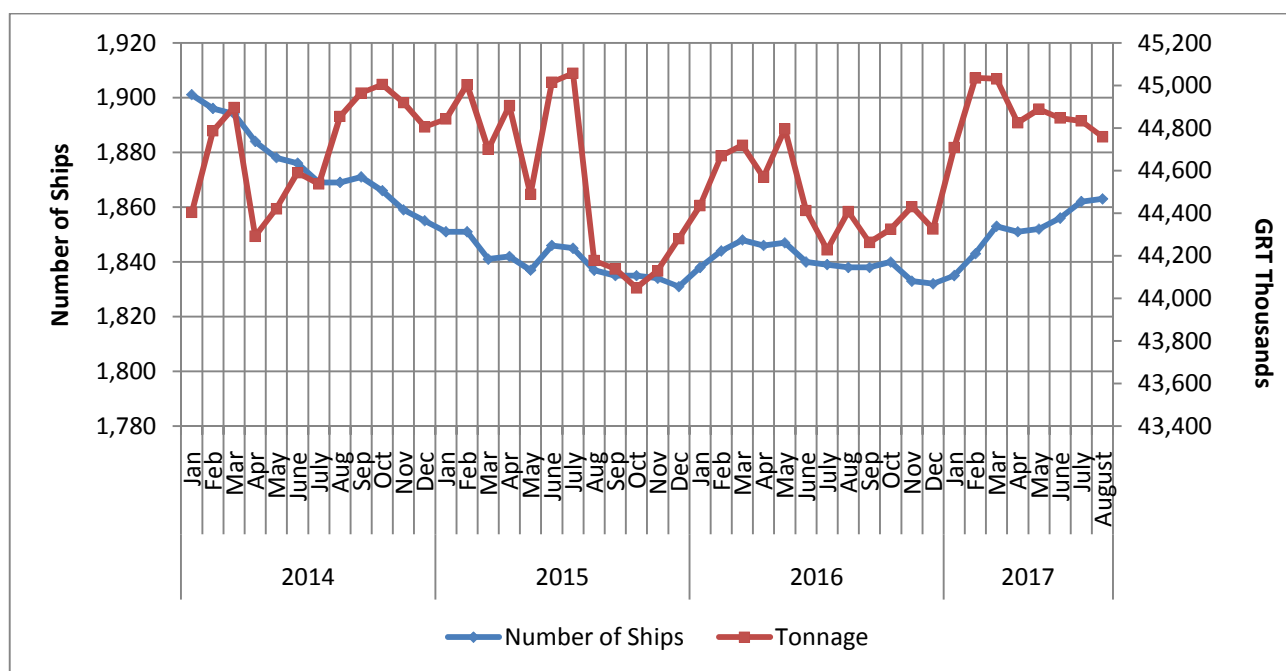
PRESS RELEASE

GREEK MERCHANT FLEET: August 2017 (Provisional data)

The Hellenic Statistical Authority (ELSTAT) announces data on the Greek Merchant Fleet (for vessels of 100 GRT¹) for August 2017. Particularly:

- The Greek Merchant Fleet increased by 1.4% in August 2017 compared with August 2016, while there was no change (0.0%) recorded in August 2016 compared with August 2015 (Table 1).
- The gross tonnage of the Greek Merchant Fleet, for vessels of 100 GRT and over, recorded an increase of 0.8% in August 2017 compared with August 2016. An increase of 0.5% was also observed in August 2016 compared with August 2015 (Table 1).

Graph 1: Greek Merchant ships of 100 GRT and over: January 2014 – August 2017



Information:

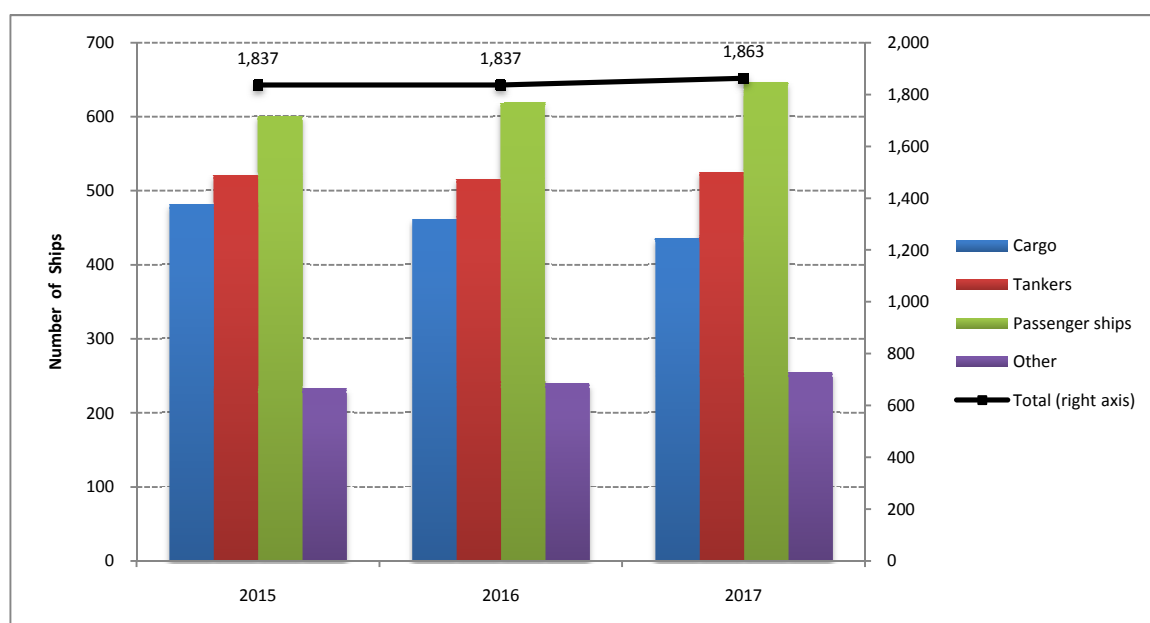
Division of Statistics on Trade and Services
Section of Shipping Statistics
Papandreou Konstantinos
Tel : +30 213 135 2187
Fax: +30 213 135 2398
email: k.papandreou@statistics.gr

¹ GRT: Gross Tonnage

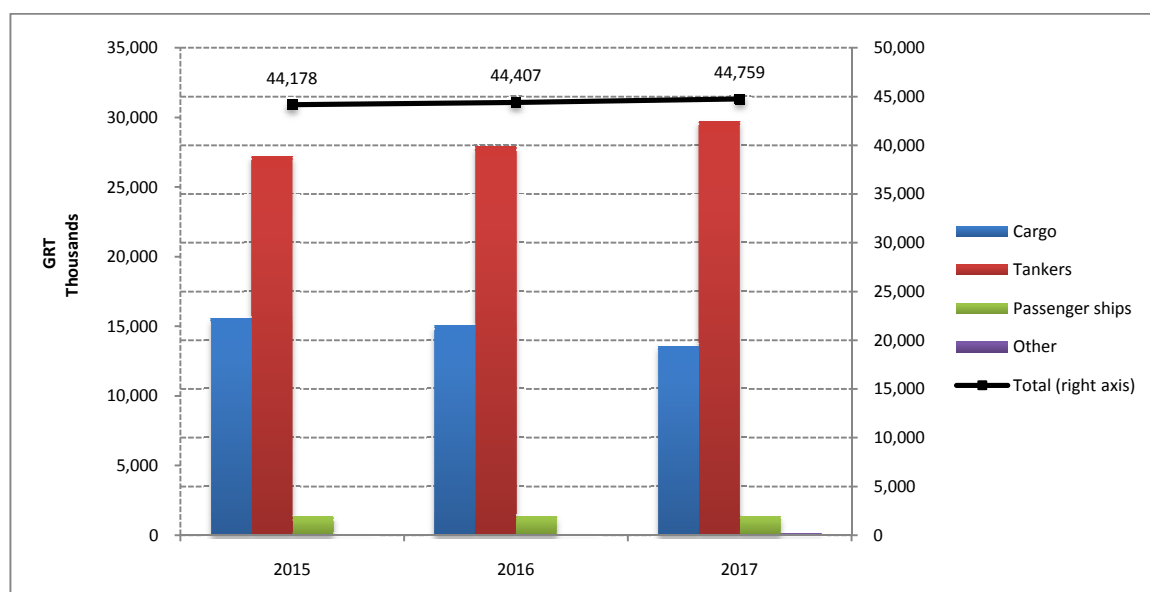
**Table 1. Number and tonnage of Greek Merchant ships of 100 GRT and over, by types of ships.
August 2015 – 2017**

August										
	2015		2016		Change % 2016/2015		2017		Change % 2017/2016	
Types of ships	Number of Ships	Tonnage (GRT)	Number of Ships	Tonnage (GRT)	Number of Ships	Tonnage (GRT)	Number of Ships	Tonnage (GRT)	Number of Ships	Tonnage (GRT)
Cargo	482	15,553,138	462	15,053,531	-4.1%	-3.2%	436	13,567,175	-5.6%	-9.9%
Tankers	521	27,217,396	516	27,913,032	-1.0%	2.6%	525	29,752,537	1.7%	6.6%
Passenger ships	601	1,338,969	619	1,356,414	3.0%	1.3%	647	1,344,024	4.5%	-0.9%
Other	233	68,240	240	84,140	3.0%	23.3%	255	95,250	6.3%	13.2%
Total:	1,837	44,177,743	1,837	44,407,117	0.0%	0.5%	1,863	44,758,986	1.4%	0.8%

**Graph 2a: Number of Greek Merchant ships of 100 GRT and over, by types of ships.
August 2015 – 2017**



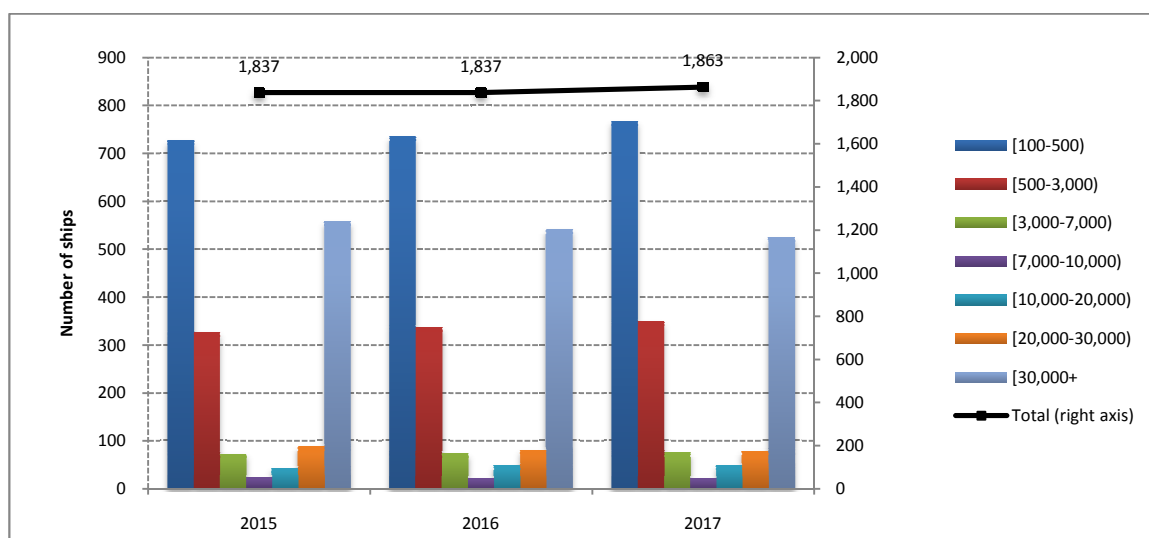
**Graph 2b: Tonnage of Greek Merchant Ships of 100 GRT and over, by types of ships.
August 2015 – 2017**



**Table 2. Distribution of the Greek Merchant ships of 100 GRT and over, by tonnage groups.
August 2015 – 2017**

August										
	2015		2016		Change % 2016/2015		2017		Change % 2017/2016	
Tonnage Groups	Number of Ships	Tonnage (GRT)	Number of Ships	Tonnage (GRT)	Number of Ships	Tonnage (GRT)	Number of Ships	Tonnage (GRT)	Number of Ships	Tonnage (GRT)
[100-500)	727	184,984	735	186,598	1.1%	0.9%	766	194,482	4.2%	4.2%
[500-3.000)	327	408,471	337	417,587	3.1%	2.2%	349	431,587	3.6%	3.4%
[3.000-7.000)	72	321,547	73	324,475	1.4%	0.9%	75	332,011	2.7%	2.3%
[7.000-10.000)	23	195,134	21	177,795	-8.7%	-8.9%	21	178,711	0.0%	0.5%
[10.000-20.000)	43	647,657	48	712,877	11.6%	10.1%	49	725,149	2.1%	1.7%
[20.000-30.000)	88	2,371,923	81	2,157,960	-8.0%	-9.0%	79	2,103,072	-2.5%	-2.5%
[30.000+	557	40,048,027	542	40,429,825	-2.7%	1.0%	524	40,793,974	-3.3%	0.9%
Total:	1,837	44,177,743	1,837	44,407,117	0.0%	0.5%	1,863	44,758,986	1.4%	0.8%

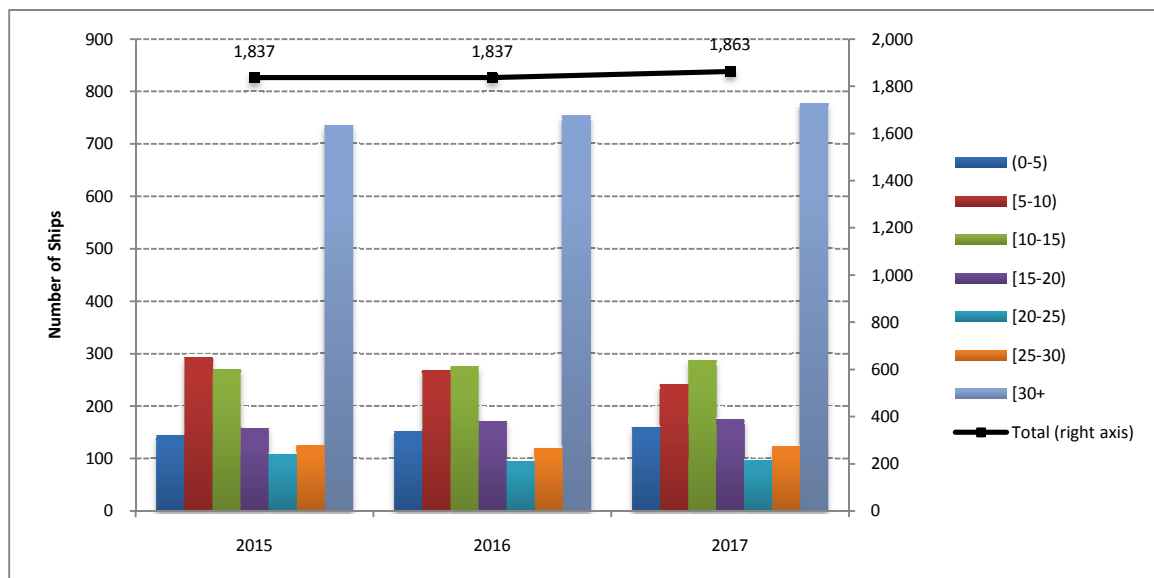
**Graph 3: Distribution of Greek Merchant ships of 100 GRT and over, by tonnage groups.
August 2015 – 2017**



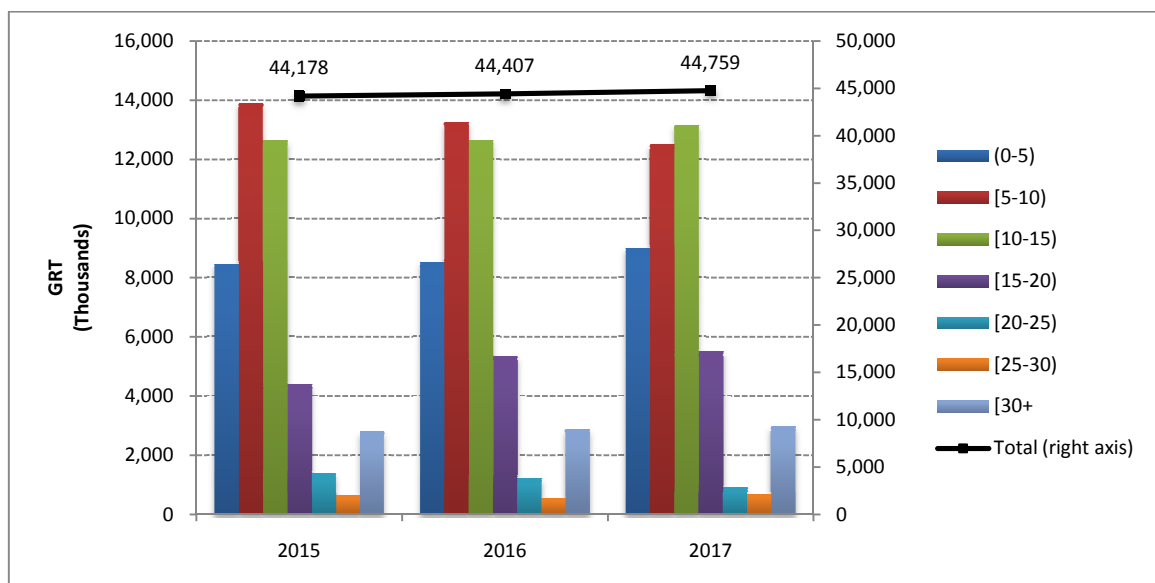
**Table 3. Distribution of Greek Merchant ships of 100 GRT and over, by age groups.
August 2015 – 2017**

August										
	2015		2016		Change % 2016/2015		2017		Change % 2017/2016	
Age Groups	Number of Ships	Tonnage (GRT)	Number of Ships	Tonnage (GRT)	Number of Ships	Tonnage (GRT)	Number of Ships	Tonnage (GRT)	Number of Ships	Tonnage (GRT)
(0-5)	144	8,464,783	152	8,512,662	5.6%	0.6%	160	9,004,964	5.3%	5.8%
[5-10)	294	13,888,764	269	13,238,937	-8.5%	-4.7%	241	12,510,758	-10.4%	-5.5%
[10-15)	271	12,641,225	276	12,650,073	1.8%	0.1%	288	13,150,744	4.3%	4.0%
[15-20)	158	4,381,641	171	5,360,577	8.2%	22.3%	175	5,507,386	2.3%	2.7%
[20-25)	108	1,373,345	95	1,225,457	-12.0%	-10.8%	97	917,501	2.1%	-25.1%
[25-30)	126	638,120	120	534,343	-4.8%	-16.3%	124	687,665	3.3%	28.7%
[30+	736	2,789,865	754	2,885,068	2.4%	3.4%	778	2,979,968	3.2%	3.3%
Total:	1,837	44,177,743	1,837	44,407,117	0.0%	0.5%	1,863	44,758,986	1.4%	0.8%

**Graph 4a: Distribution of Greek Merchant ships 100 GRT and over, by age groups.
August 2015 – 2017**



**Graph 4b: Tonnage of Greek Merchant ships of 100 GRT and over, by age groups.
August 2015 – 2017**



METHODOLOGICAL NOTES

Greek Merchant Fleet Survey	The Survey on the Greek Merchant Fleet is conducted on a monthly basis since 1964 without any major methodological changes ever since. The purpose of the survey is to fully record statistical data on the number and basic characteristics of the Greek merchant ships, thus depicting the evolution over the course of time of the Greek merchant fleet.
Legal Framework	The survey is conducted in compliance with the joint Ministerial Decision (No 6792/G-81/11-4-97), signed by the Minister of National Economy and the Minister of Mercantile Marine.
Reference Period	The results of the survey refer to the end of August 2017.
Coverage	The survey covers all domestic Port Authorities, as well as Greek Consular Port Authorities abroad, which keep ship registers. These Authorities have to send a report on a monthly basis to the Hellenic Statistical Authority (ELSTAT) pertaining to the changes in the Greek merchant ships registered in their ship registers.
Definitions	<p>Merchant ship: Seagoing self-propelled vessel, at least of 10 GRT, designed for the carriage of goods, transport of passengers, for fishing, towing or specially fitted out for other commercial maritime activities.</p> <p>Greek merchant fleet: The total number of the merchant ships registered in Greece, which belong to natural or legal persons residing on the Greek territory. The Greek flag carried by these ships means that all their maritime activities (subsidies for ship building, cargo limitations and other tax provisions) are governed by commercial and economic rules which are laid down by the respective Greek authorities.</p> <p>Gross Register Tonnage (GRT): Refers to the spaces within the hull and of the enclosed spaces above the deck which are available for carrying goods, food, passengers and crew, GRT is equal to the volume of 100 cubic feet or 2.83 m³.</p> <p>Net Register Tonnage (NRT): It is derived from the gross tonnage by deducting allowances in respect of spaces used for the crew, navigating and propelling machinery, fuel and water ballasts, and other spaces not used for passengers or cargo.</p> <p>Age of ship: indicated by the year of original construction of the hull or that of the hull containing the engine room.</p>
Methodology	<p>It is an exhaustive survey conducted by all domestic Port Authorities and Greek Consular Port Authorities abroad, which report to ELSTAT, on a monthly basis, on changes in the ships pertaining to: a) new registrations of ships in the ship registers, b) change in the name of a ship, c) change of ownership, d) transfers to or from a different port, e) deletion of a ship from a ship a register, f) final measurement – remeasurement of ships, g) replacement of the ship's engine.</p> <p>All these data, after being dully processed, are used to update, through a specially designed software application, the Official Register of Greek Merchant Ships. This Register is used for the production of monthly and annual statistical results.</p>
References	Further information (tables, charts) concerning the Survey on the Greek Merchant Fleet can be found on the webpage of ELSTAT (www.statistics.gr), under the link: << Industry. Trade. Services. Transport > Transport >Shipping > Greek Merchant Fleet of 100 GRT and over>>