

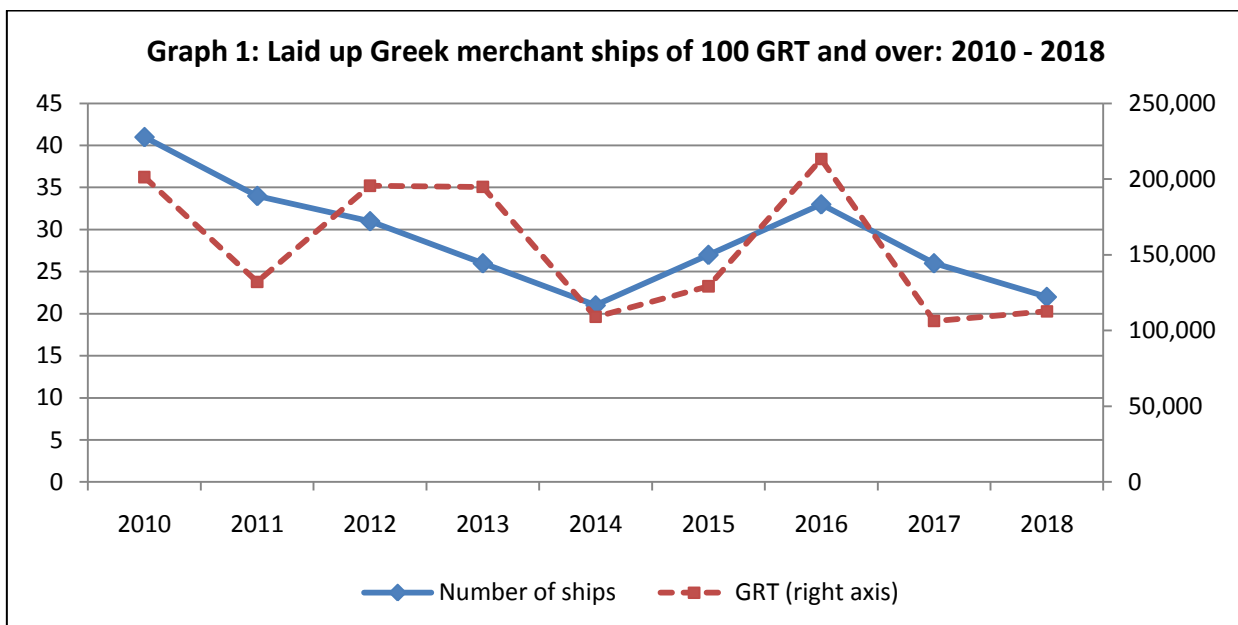


PRESS RELEASE

Laid-Up Merchant Ships: 2018

The Hellenic Statistical Authority (ELSTAT) announces data on laid-up merchant ships of 100 GRT (Gross Register Tonnage) and over in Greek ports. More Specifically:

- In 2018, the number of laid-up ships in Greek ports amounted to 70; 22 out of these ships were under the Greek flag and 48 ships were under foreign flag.
- In 2018 compared with 2017, the total number of laid-up ships increased by 7.7% and the total tonnage by 21.7%. The corresponding period of 2017-2016, the total number of laid-up ships was decreased by 19.8% and the total tonnage by 18.4% (Table 1).
- The number of laid-up ships of 100 GRT and over, under Greek flag in Greek ports decreased by 15.4% and their total tonnage increased by 6.0%, respectively, in 2018 in comparison with the corresponding data of 2017. The corresponding period of 2017-2016, a decrease of 21.2% had been observed in the number of laid-up ships of 100 GRT and over, under Greek flag, and 50.2% in their total tonnage (Table 1).



Information:

Division of Statistics on Trade and Services

Section of Shipping Statistics

Papandreou Konstantinos

Tel : +30 213 135 2187

Fax: +30 213 135 3059

email: k.papandreou@statistics.gr

Table 1. Laid up merchant ships under Greek and foreign flags of 100 GRT and over, at Greek ports: 2016 - 2018

Flag	2016		2017		2018		Change %			
	Number of ships	GRT	Number of ships	GRT	Number of ships	GRT	2017/2016		2018/2017	
							Number of ships	GRT	Number of ships	GRT
Total	81	911,088	65	743,289	70	904,292	-19.8%	-18.4%	7.7%	21.7%
Greek flag	33	213,177	26	106,265	22	112,644	-21.2%	-50.2%	-15.4%	6.0%
Foreign flags	48	697,911	39*	637,024	48	791,648	-18.8%	-8.7%	23.1%	24.3%

*Revised Data

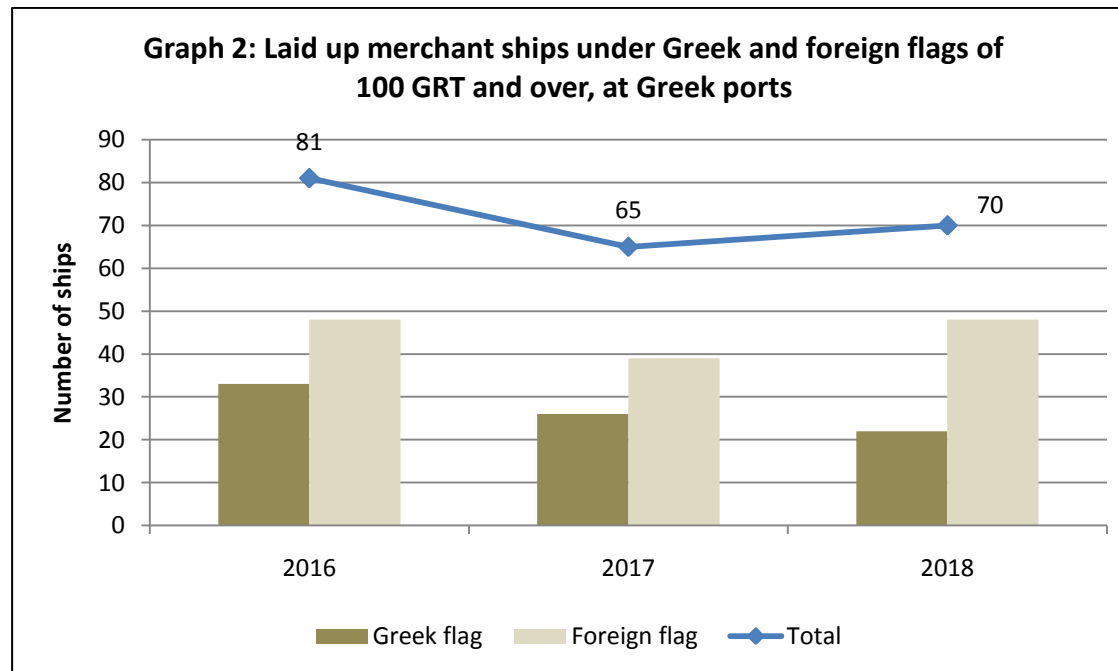
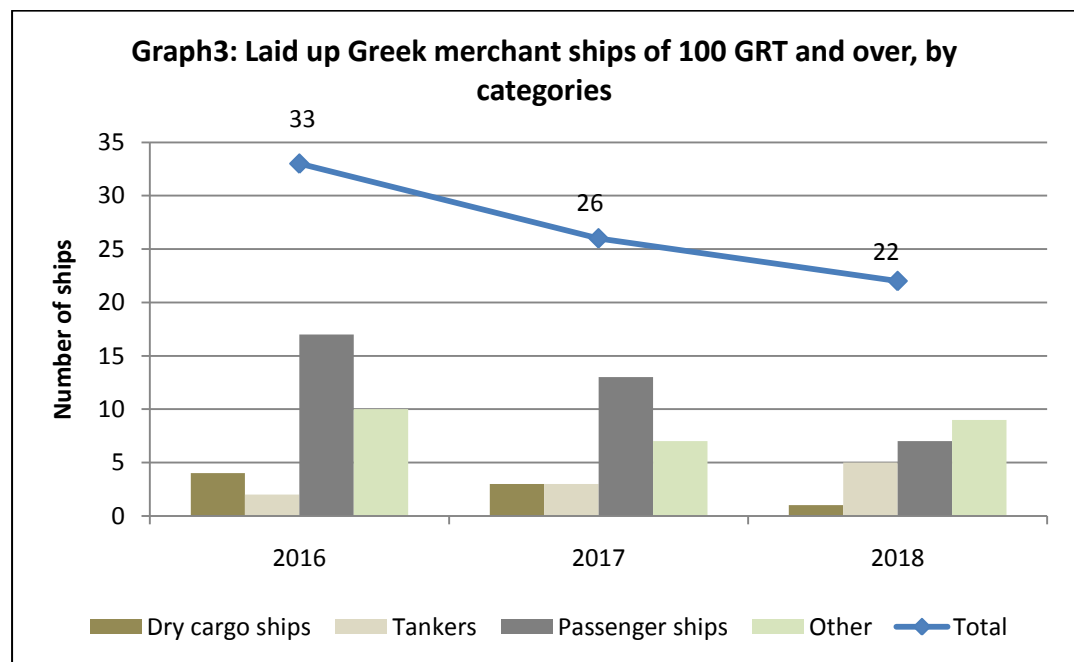


Table 2. Laid up Greek merchant ships of 100 GRT and over, by categories: 2016 - 2018

Type of ship	2016		2017		2018		Change %			
	Number of ships	GRT	Number of ships	GRT	Number of ships	GRT	2017/2016		2018/2017	
							Number of ships	GRT	Number of ships	GRT
Total	33	213,177	26	106,265	22	112,644	-21.2%	-50.2%	-15.4%	6.0%
Dry cargo ships	4	44,678	3	3,745	1	491	-25.0%	-91.6%	-66.7%	-86.9%
Tankers	2	6,088	3	4,392	5	64,617	50.0%	-27.9%	66.7%	1,371.2%
Passenger ships	17	158,427	13	95,058	7	43,837	-23.5%	-40.0%	-46.2%	-53.9%
Other	10	3,984	7	3,070	9	3,699	-30.0%	-22.9%	28.6%	20.5%



EXPLANATORY NOTES

- Survey on laid up merchant ships** The Survey on Laid up Merchant Ships of 100 GRT and over, under Greek and foreign flags at home ports is conducted since 1998 on annual basis. The purpose of the survey is to fully record statistical data on the number and basic characteristics of the laid up merchant ships in Greek ports.
- Legal Framework** The survey is conducted pursuant to the provisions of the Permanent Circular of the Ministry of Mercantile Marine dated 16/1/1975, which was replaced by the Permanent Joint Circular dated 15/4/1998, with retroactive effect since 1-1-1998.
- Reference Period** The results of the survey refer to the end of the year.
- Coverage** The survey covers all domestic Port Authorities, which send a report on a monthly basis to the Hellenic Statistical Authority (ELSTAT) pertaining to the laid up merchant ships under Greek and foreign flag.
- Definitions**
- Laid up ship:** A ship is laid up when it is retired from active service for various reasons, such as lack of freight, repair, inspection, putting out of commission, etc, for a period of more than one day.
- Merchant ship:** Seagoing self-propelled vessel, at least of 10 GRT, designed for the carriage of goods, transport of passengers, for fishing, towing or specially fitted out for other commercial maritime activities.
- Gross Register Tonnage (GRT):** unit of measurement of the total volume in cubic feet of the spaces within the hull and of the enclosed spaces above the deck which are available for carrying goods, food, passengers and crew. It equals to the volume of 100 cubic feet or 2.83 m³.
- Net Register Tonnage (NRT):** unit of measurement derived from the gross tonnage by deducting allowances in respect of spaces used for the crew, navigating and propelling machinery, fuel and water ballasts, and other spaces not used for passengers or cargo.
- Age of ship:** indicated by the year of original construction of the hull or that of the hull containing the engine room.
- Methodology** It is an exhaustive survey conducted by all domestic Port Authorities, which report to ELSTAT, on a monthly basis, information about the laid up merchant ships (such as category, GRT, etc.) beginning and ending dates of their laying-up, the reason for being laid up, etc.
- References** Further information (tables, charts) concerning the Survey on Laid up Merchant Ships Fleet can be found on the webpage of ELSTAT (www.statistics.gr), under the link: << Industry, Trade, Services, Transport > Shipping > Greek merchant fleet > Laid-up greek and foreign merchant ships of 100 GRT and over in Greek ports >>.